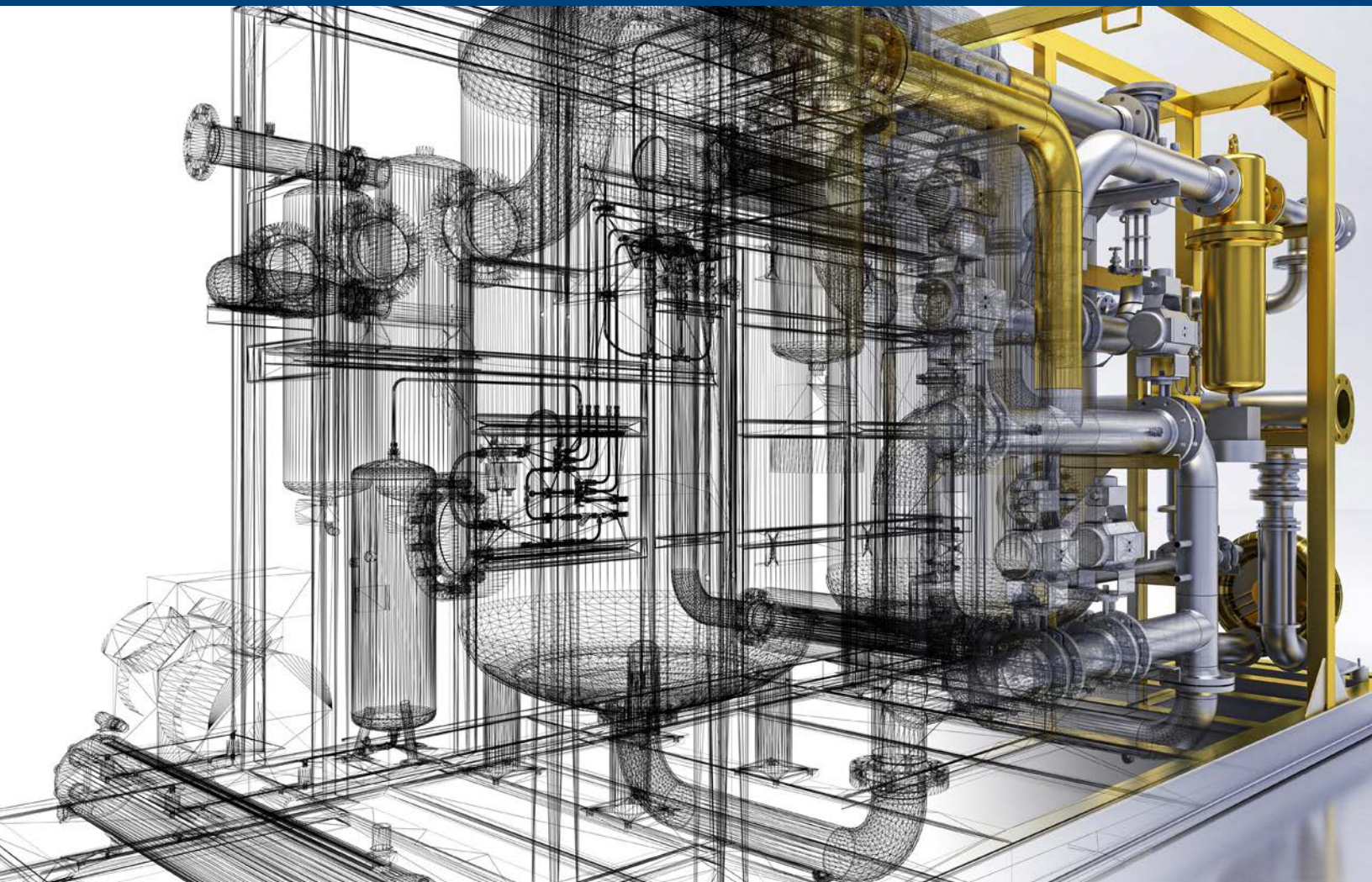




Great people. Great products.®

PV F

Pipes, Valves & Fittings



thegranitegroup.com

TABLE OF CONTENTS

Section	Page	Section	Page
1 Domestic Steel Pipe	1 - 3	Gruvlok Couplings	40
Pipe Thickness Chart	1 - 2	Gruvlok Pictorial Parts Index	41
2 Globally Sourced Steel Pipe	4	Gruvlok CTS Copper System	42
3 Domestic Butt Weld Fittings	5	Gruvlok Valves & Accessories	43
4 Globally Sourced Butt Weld Fittings	6 - 8	14 Copper Tubing	44 - 45
Flanges	7	15 Cleaned & Bagged Copper Fittings	46
Fittings	8	16 Viega ProPress	48 - 51
5 Gaskets / Bolt & Gasket Kits	9 - 11	17 Mueller Press for Refrigeration & AC	52
6 Megapress - Water	12 - 13	18 FlowGuard Gold CPVC	54 - 56
7 Megapress - Gas	14 - 15	FlowGuard Gold Quick Reference Sheet	56
8 Import Malleable Black Fittings	16 - 19	19 FlameGuard	57
9 Domestic Malleable Black Fittings	20 - 23	20 CPVC 80 Pipe & Fittings	58 - 59
10 Forged Steel Fittings	24 - 28	Corzan Piping Systems Quick Reference Sheet	60
Industry Standard Consolidation Straight Bore Branch Connections	28	21 PVC 80 Pipe & Fittings	62 - 65
11 Weld and Thread O-Lets	29 - 30	22 Hayward Valves	66
Conventional Butt Weld Size Range	29	Nibco Country of Origin Letter	68
12 Gruvlok Steel Grooved	31 - 33	23 Nibco Iron Valves	69 - 72
13 Gruvlok Copper Grooved	34 - 35	Nibco Iron Valve Figure Number Comparisons	73
Gruvlok Mechanical Product Cross Reference	36 - 39	Nibco Butterfly Valves Figure Number Comparisons	74

TABLE OF CONTENTS

Section	Page
24 Nibco Bronze Valves - Leaded	75 - 82
7.0 Valve Manufacturers Condensed Cross Reference List	83
Common Nibco Valves by Application	84
Nibco Bronze Valve Figure Number Comparisons	85
Nibco Ball Valves Figure Number Comparisons	86
25 Nibco Bronze Valves - Lead Free	87 - 92
Nibco - Lead Free Valve Figure Comparison	92
26 Forged Steel Valves	93
27 Walworth Cast Steel Gate Valves	94
28 Apollo Valves	95 - 98
29 Trerice Gauges & Thermometers	99 - 100
Gauge Cross Reference	100
30 Flex-Hose	101
31 Homestead Plug Valves	102
32 Spirax Sarco	103 - 104
33 Watts PVF Specialties	105 - 106
34 Dielectric Unions and Nipples	107 - 108
35 WardFlex	109 - 111
36 Soil Pipe & Fittings - No Hub	112 - 115

Section	Page
37 No Hub Couplings	116
38 Fernco Couplings	117
39 Compression Gaskets	118
40 Soil Pipe & Fittings - SV	119 - 120
41 Orion Acid Waste	121
42 PVC Pipe	122
43 PVC Fittings (Small Diameter)	123 - 126
44 PVC Fittings (Large Diameter)	127
WeldOn Selection Guide	128
WeldOn Cure Times	129 - 130
45 Sewer & Drainage Pipe and Fittings	131 - 134
46 SDR 35 Fittings	135 - 136
47 Sewer and Drain Fittings	137
48 Hangers	138 - 147



Scan or Click the QR code to view these products in our Online Store.



1

DOMESTIC STEEL PIPE

DOMESTIC AND GLOBALLY SOURCED STEEL PIPE WALL THICKNESS AND WEIGHT

PIPE SIZE	O.D. (inches)	5		10		20		30		40		STD.		60	
		Wall Thickness (Inches)	Weight per foot (lbs.)	Wall Thickness (Inches)	Weight per foot (lbs.)	Wall Thickness (Inches)	Weight per foot (lbs.)	Wall Thickness (Inches)	Weight per foot (lbs.)	Wall Thickness (Inches)	Weight per foot (lbs.)	Wall Thickness (Inches)	Weight per foot (lbs.)	Wall Thickness (Inches)	Weight per foot (lbs.)
1/8	.405	.035	.1383	.049	.1863					.068	.2447	.068	.2447		
1/4	.540	.049	.2570	.065	.3297					.088	.4248	.088	.4248		
3/8	.675	.049	.3276	.065	.4235					.091	.5675	.091	.5675		
1/2	.840	.065	.5383	.083	.6710					.109	.8510	.109	.8510		
3/4	1.050	.065	.6838	.083	.8572					.113	1.131	.113	1.131		
1	1.315	.065	.8678	.109	1.404					.133	1.679	.133	1.679		
1 1/4	1.660	.065	1.107	.109	1.806					1.40	2.273	1.40	2.273		
1 1/2	1.900	.065	1.274	.109	2.085					.145	2.718	.145	2.718		
2	2.375	.065	1.604	.109	2.638					.154	3.653	.154	3.653		
2 1/2	2.875	.083	2.475	.120	3.531					.203	5.793	.203	5.793		
3	3.500	.083	3.029	.120	4.332					.216	7.576	.216	7.576		
3 1/2	4.0	.083	3.472	.120	4.973					.226	9.109	.226	9.109		
4	4.50	.083	3.915	.120	5.613					.237	10.79	.237	10.79	.281	12.66
5	5.563	.109	6.349	.134	7.770					.258	14.62	.258	14.62		
6	6.625	.109	7.585	.134	9.289					.280	18.97	.280	18.97		
8	8.625	.109	9.914	.148	13.40	.250	22.36	.277	24.70	.322	28.55	.322	28.55	.406	35.64
9	9.625											.342	33.90		
10	10.75	.134	15.19	.165	18.70	.250	28.04	.307	34.24	.365	40.48	.365	40.48	.500	54.74
12	12.75	.165	22.18	.180	24.20	.250	33.38	.330	43.77	.406	53.33	.375	49.56	.562	73.16
14	14.0			.250	36.71	.312	45.68	.375	54.57	.437	63.37	.375	54.57	.593	84.91
16	16.0			.250	42.05	.312	52.36	.375	62.58	.500	82.77	.375	62.58	.656	107.5
18	18.0			.250	47.39	.312	59.03	.437	82.06	.562	104.8	.375	70.59	.750	138.2
20	20.0			.250	52.73	.375	78.60	.500	140.1	.595	122.9	.375	78.60	.812	166.4
22	22.0			.250	58.07	.375	86.61	.500	114.8			.375	86.61	.875	197.4
24	24.0			.250	63.41	.375	94.62	.562	140.8	.687	171.2	.375	94.62	.968	238.1
26	26.0			.312	85.60	.500	136.2					.375	102.6		
28	28.0			.312	92.26	.500	146.8	.625	182.7			.375	110.6		
30	30.0			.312	98.93	.500	157.5	.625	196.1			.375	118.6		
32	32.0			.312	105.6	.500	168.2	.625	209.1	.688	230.1	.375	126.7		
34	34.0			.344	123.7	.500	178.9	.625	222.8	.688	244.8	.375	134.7		
36	36.0			.312	118.9	.500	189.6	.625	236.1	.688	282.3	.375	142.7		
42	42.0											.375	166.7		
48	48.0											.375	190.7		



DOMESTIC STEEL PIPE



DOMESTIC AND GLOBALLY SOURCED STEEL PIPE WALL THICKNESS AND WEIGHT

PIPE SIZE	O.D. (Inches)	80		XH		100		120		140		160		XXH	
		Wall Thickness (Inches)	Weight per foot (lbs.)	Wall Thickness (Inches)	Weight per foot (lbs.)	Wall Thickness (Inches)	Weight per foot (lbs.)	Wall Thickness (Inches)	Weight per foot (lbs.)	Wall Thickness (Inches)	Weight per foot (lbs.)	Wall Thickness (Inches)	Weight per foot (lbs.)	Wall Thickness (Inches)	Weight per foot (lbs.)
1/8	.405	.095	.3145	.095	.3145										
1/4	.540	.119	.5351	.119	.5351										
3/8	.675	.126	.7388	.126	.7388										
1/2	.840	.147	1.088	.147	1.088							.187	1.304	.294	1.714
3/4	1.050	.154	1.474	.154	1.474							.218	1.937	.308	2.441
1	1.315	.179	2.172	.179	2.172							.250	2.844	.358	3.659
1 1/4	1.660	.191	2.997	.191	2.997							.250	3.765	.382	5.214
1 1/2	1.900	.200	3.631	.200	3.631							.281	4.859	.400	6.408
2	2.375	.218	5.022	.218	5.022							.343	7.444	.436	9.029
2 1/2	2.875	.276	7.661	.276	7.661							.375	10.01	.552	13.70
3	3.500	3.00	10.25	3.00	10.25							.437	14.32	.600	18.58
3 1/2	4.0	.318	12.51	.318	12.51									.636	22.85
4	4.50	.337	14.98	.337	14.98			.437	19.01			.531	22.51	.674	27.54
5	5.563	.375	20.78	.375	20.78			.500	27.04			.625	32.96	.750	38.55
6	6.625	.432	28.57	.432	28.57			.562	36.39			.718	45.30	.864	53.16
8	8.625	.500	43.39	.500	43.39	.593	50.87	.718	60.63	.812	67.76	.906	74.69	.875	72.42
9	9.625			.500	48.72										
10	10.75	.593	64.33	.500	54.74	.718	76.93	.843	89.20	1.000	104.0	1.125	115.7		
12	12.75	.687	88.51	.500	65.42	.843	107.2	1.000	125.5	1.125	139.7	1.312	160.3		
14	14.0	.750	106.1	.500	72.09	.937	130.7	1.093	150.7	1.250	170.2	1.406	189.1		
16	16.0	.843	136.5	.500	82.77	1.031	164.8	1.218	192.3	1.437	223.5	1.593	245.1		
18	18.0	.937	170.8	.500	93.45	1.156	208.0	1.375	244.1	1.562	274.2	1.781	308.5		
20	20.0	1.031	208.9	.500	104.1	1.280	256.1	1.500	296.4	1.750	341.1	1.968	379.0		
22	22.0	1.125	250.8	.500	114.8	1.375	277.0	1.625	353.6	1.875	403.0	2.125	451.1		
24	24.0	1.218	296.4	.500	125.5	1.531	367.4	1.812	429.4	2.062	483.1	2.343	541.9		
26	26.0			.500	136.2										
28	28.0			.500	146.8										
30	30.0			.500	157.5										
32	32.0			.500	168.2										
34	34.0			.500	178.9										
36	36.0			.500	189.6										
42	42.0			.500	221.6										
48	48.0			.500	253.6										





1

DOMESTIC STEEL PIPE

Black Steel Pipe - 21' - Threaded

12.21-DSPTC	1/2" X 21' Std Black A53CW T&C Pipe P/Ft
34.21-DSPTC	3/4" X 21' Std Black A53CW T&C Pipe P/Ft
1.21-DSPTC	1" X 21' Std Black A53CW T&C Pipe P/Ft
114.21-DSPTC	1-1/4" X 21' Std Black A53CW T&C Pipe P/Ft
112.21-DSPTC	1-1/2" X 21' Std Black A53CW T&C Pipe P/Ft
2.21-DSPTC	2" X 21' Std Black A53CW T&C Pipe P/Ft
212.21-DSPTC	2-1/2" X 21' Std Black A53CW T&C Pipe P/Ft
3.21-DSPTC	3" X 21' Std Black A53CW T&C Pipe P/Ft

Black Steel - 10' - Threaded On Both Ends (TOBE)

12.10DSPTOBE	1/2" X 10' Black TOBE Pipe P/Ft
34.10DSPTOBE	3/4" X 10' Std Black TOBE Pipe P/Ft
1.10DSPTOBE	1" X 10' Black TOBE Pipe P/Ft
114.10DSPTOBE	1-1/4" X 10' Black TOBE Pipe P/Ft
112.10DSPTOBE	1-1/2" X 10' Black TOBE Pipe P/Ft
2.10DSPTOBE	2" X 10' Black TOBE Pipe P/Ft

Galvanized Steel Pipe - 21' - Threaded

34.21-DGSPTC	3/4" X 21' Std Galv A53CW T&C Pipe P/Ft
1.21-DGSPTC	1" X 21' Std Galv A53CW T&C Pipe P/Ft
112.21-DGSPTC	1-1/2" X 21' Std Galv A53CW T&C Pipe P/Ft
2.21-DGSPTC	2" X 21' Std Galv A53CW T&C Pipe P/Ft

A53 Grade B ERW - 21'

2.21-DERW	2" X 21' Std Black A53ERW PE Pipe P/Ft
212.21-DERW	2-1/2" X 21' Std Black A53ERW PE Pipe P/Ft
3.21-DERW	3" X 21' Std Black A53ERW PE Pipe P/Ft
4.21-DERW	4" X 21' Std Black A53ERW PE Pipe P/Ft
5.21-DERW	5" X 21' Std Black A53ERW PE Pipe P/Ft
6.21-DERW	6" X 21' Std Black A53ERW PE Pipe P/Ft
8.21-DERW	8" X 21' Std Black A53ERW PE Pipe P/Ft
10.21-DERW	10" X 21' Std Black A53ERW PE Pipe P/Ft
12-.21-DERW	12" X 21' Std Black A53ERW PE Pipe P/Ft
14-.21-DERW	14" X 21' Std Black A53ERW PE Pipe P/Ft
16-.21-DERW	16" X 21' Std Black A53ERW PE Pipe P/Ft

Steel Pipe Plain End A53 CW - 21'

12.21-DSPPE	1/2" X 21' Std Black A53CW PE Pipe P/Ft
34.21-DSPPE	3/4" X 21' Std Black A53CW PE Pipe P/Ft
1.21-DSPPE	1" X 21' Std Black A53CW PE Pipe P/Ft
114.21-DSPPE	1-1/4" X 21' Std Black A53CW PE Pipe P/Ft
112.21-DSPPE	1-1/2" X 21' Std Black A53CW PE Pipe P/Ft
2.21-DSPPE	2" X 21' Std Black A53CW PE Pipe P/Ft

Steel Pipe XH A53 - 21'

12.21-DXHSPPE	1/2" X 21' XH Black A53CW PE Pipe P/Ft
34.21-DXHSPPE	3/4" X 21' XH Black A53CW PE Pipe P/Ft
1.21-DXHSPPE	1" X 21' XH Black A53CW PE Pipe P/Ft
114.21-DXHSPPE	1-1/4" X 21' XH Black A53CW PE Pipe P/Ft
112.21-DXHSPPE	1-1/2" X 21' XH Black A53CW PE Pipe P/Ft
2.21-DXHSPPE	2" X 21' XH Black A53CW PE Pipe P/Ft
3.21-DXHSPPE	3" X 21' XH Black A53CW PE Pipe P/Ft
4.21-DXHSPPE	4" X 21' XH Black A53CW PE Pipe P/Ft

Seamless & XH Seamless A106

112DSMLX	1-1/2" XH Black A106 Smls PE Pipe P/Ft
34DSMLX	3/4" XH Black A106 Smls PE Pipe P/Ft
34DSML	3/4" Std Black A106 Smls PE Pipe P/Ft
34DSMLX	3/4" XH Black A106 Smls PE Pipe P/Ft
1DSML	1" Std Black A106 Smls PE Pipe P/Ft
1DSMLX	1" XH Black A106 Smls PE Pipe P/Ft
114DSML	1-1/4" Std Black A106 Smls PE Pipe P/Ft
114DSMLX	1-1/4" XH Black A106 Smls PE Pipe P/Ft
112DSML	1-1/2" STD Black A106 Smls PE Pipe P/Ft
112DSMLX	1-1/2" XH Black A106 Smls PE Pipe P/Ft
3DSMLX	3" XH Black A106 Smls PE Pipe P/Ft
4DSML	4" Std Black A106 Smls PE Pipe P/Ft
4DSMLX	4" XH Black A106 Smls PE Pipe P/Ft
6DSML	6" Std Black A106 Smls PE Pipe P/Ft
6DSMLX	6" XH Black A106 Smls PE Pipe P/Ft
8DSML	8" Std Black A106 Smls PE Pipe P/Ft

A135 Schedule 10 Light Wall Groove x Groove - 21'

112.21-DLWGG	1-1/2" X 21' Sch10 Black L/W A135 GXG Pipe P/Ft
212.21-DLWGG	2-1/2" X 21' Sch10 Black L/W A135 GXG Pipe P/Ft
3.21-DERWGG	3" X 21' Std Black A53ERW PE Pipe GXG P/Ft
3.21-DLWGG	3" X 21' Sch10 Black L/W A135 GXG Pipe P/Ft
4.21-DLWGG	4" X 21' Sch10 Black L/W A135 GXG Pipe P/Ft
6.21-DLWGG	6" X 21' Sch10 Black L/W A135 GXG Pipe P/Ft

A53 ERW Plain End Groove x Groove - 21'

2.21-DERWGG	2" X 21' Std Black A53ERW PE Pipe GXG P/Ft
212.21-DERWGG	2-1/2" X 21' Std Black A53ERW PE Pipe GXG P/Ft
3.21-DERWGG	3" X 21' Std Black A53ERW PE Pipe GXG P/Ft
4.21-DERWGG	4" X 21' Std Black A53ERW PE Pipe GXG P/Ft
5.21-DERWGG	5" X 21' Std Black A53ERW PE Pipe GXG P/Ft
6.21-DERWGG	6" X 21' Std Black A53ERW PE Pipe GXG P/Ft

Black Steel Pipe - 21' - Threaded

12.21-DSPTC	1/2" X 21' Std Black A53CW T&C Pipe P/Ft
34.21-DSPTC	3/4" X 21' Std Black A53CW T&C Pipe P/Ft
1.21-DSPTC	1" X 21' Std Black A53CW T&C Pipe P/Ft
114.21-DSPTC	1-1/4" X 21' Std Black A53CW T&C Pipe P/Ft
112.21-DSPTC	1-1/2" X 21' Std Black A53CW T&C Pipe P/Ft
2.21-DSPTC	2" X 21' Std Black A53CW T&C Pipe P/Ft
212.21-DSPTC	2-1/2" X 21' Std Black A53CW T&C Pipe P/Ft
3.21-DSPTC	3" X 21' Std Black A53CW T&C Pipe P/Ft

Black Steel - 10' - Threaded On Both Ends (TOBE)

12.10DSPTOBE	1/2" X 10' Black TOBE Pipe P/Ft
34.10DSPTOBE	3/4" X 10' Std Black TOBE Pipe P/Ft
1.10DSPTOBE	1" X 10' Black TOBE Pipe P/Ft
114.10DSPTOBE	1-1/4" X 10' Black TOBE Pipe P/Ft
112.10DSPTOBE	1-1/2" X 10' Black TOBE Pipe P/Ft
2.10DSPTOBE	2" X 10' Black TOBE Pipe P/Ft

Galvanized Steel Pipe - 21' - Threaded

34.21-DGSPTC	3/4" X 21' Std Galv A53CW T&C Pipe P/Ft
1.21-DGSPTC	1" X 21' Std Galv A53CW T&C Pipe P/Ft
112.21-DGSPTC	1-1/2" X 21' Std Galv A53CW T&C Pipe P/Ft
2.21-DGSPTC	2" X 21' Std Galv A53CW T&C Pipe P/Ft

A53 Grade B ERW - 21'

2.21-SPPE	2" X 21' Std Black A53ERW PE Pipe P/Ft
212.21-ERW	2-1/2" X 21' Std Black A53ERW PE Pipe P/Ft
3.21-ERW	3" X 21' Std Black A53ERW PE Pipe P/Ft
4.21-ERW	4" X 21' Std Black A53ERW PE Pipe P/Ft
5.21-ERW	5" X 21' Std Black A53ERW PE Pipe P/Ft
6.21-ERW	6" X 21' Std Black A53ERW PE Pipe P/Ft
8.21-ERW	8" X 21' Std Black A53ERW PE Pipe P/Ft
10.21-ERW	10" X 21' Std Black A53ERW PE Pipe P/Ft
12-.21-ERW	12" X 21' Std Black A53ERW PE Pipe P/Ft
14-.21-ERW	14" X 21' Std Black A53ERW PE Pipe P/Ft
16-.21-ERW	16" X 21' Std Black A53ERW PE Pipe P/Ft

A53 ERW Plain End - 10-1/2'

212.10.5-ERW	2-1/2" X 10-1/2' Std Black A53ERW PE Pipe P/Length
3.10.5-ERW	3" X 10-1/2' Std Black A53ERW PE Pipe P/Length
4.10.5-ERW	4" X 10-1/2' Std Black A53ERW PE Pipe P/Length
5.10.5-ERW	5" X 10-1/2' Std Black A53ERW PE Pipe P/Length
6.10.5-ERW	6" X 10-1/2' Std Black A53ERW PE Pipe P/Length

A53 ERW Plain End Groove x Groove - 21'

212.21-ERWGG	2-1/2" X 21' Std Black A53ERW PE Pipe GXG P/Ft
3.21-ERWGG	3" X 21' Std Black A53ERW PE Pipe GXG P/Ft
4.21-ERWGG	4" X 21' Std Black A53ERW PE Pipe GXG P/Ft
5.21-ERWGG	5" X 21' Std Black A53ERW PE Pipe GXG P/Ft
6.21-ERWGG	6" X 21' Std Black A53ERW PE Pipe GXG P/Ft
8.21-ERWGG	8" X 21' Std Black A53ERW PE Pipe GXG P/Ft
10.21-ERWGG	10" X 21' Std Black A53ERW PE Pipe GXG P/Ft
12-.21-ERWGG	12" X 21' Std Black A53ERW PE Pipe GXG P/Ft

Steel Pipe Plain End A53 CW - 21'

12.21-SPPE	1/2" X 21' Std Black A53CW PE Pipe P/Ft
34.21-SPPE	3/4" X 21' Std Black A53CW PE Pipe P/Ft
1.21-SPPE	1" X 21' Std Black A53CW PE Pipe P/Ft
114.21-SPPE	1-1/4" X 21' Std Black A53CW PE Pipe P/Ft
112.21-SPPE	1-1/2" X 21' Std Black A53CW PE Pipe P/Ft
2.21-SPPE	2" X 21' Std Black A53CW PE Pipe P/Ft

Steel Pipe XH A53 - 21'

12.21-XHSPPE	1/2" X 21' XH Black A53CW PE Pipe P/Ft
34.21-XHSPPE	3/4" X 21' XH Black A53CW PE Pipe P/Ft
1.21-XHSPPE	1" X 21' XH Black A53CW PE Pipe P/Ft
114.21-XHSPPE	1-1/4" X 21' XH Black A53CW PE Pipe P/Ft
112.21-XHSPPE	1-1/2" X 21' XH Black A53CW PE Pipe P/Ft
2.21-XHSPPE	2" X 21' XH Black A53CW PE Pipe P/Ft
3.21-XHSPPE	3" X 21' XH Black A53CW PE Pipe P/Ft
4.21-XHSPPE	4" X 21' XH Black A53CW PE Pipe P/Ft

Seamless & XH Seamless A106

34SML	3/4" Std Black A106 Smls PE Pipe P/Ft
34SMLX	3/4" XH Black A106 Smls PE Pipe P/Ft
1SML	1" Std Black A106 Smls PE Pipe P/Ft
1SMLX	1" XH Black A106 Smls PE Pipe P/Ft
114SML	1-1/4" Std Black A106 Smls PE Pipe P/Ft
114SMLX	1-1/4" XH Black A106 Smls PE Pipe P/Ft
112SML	1-1/2" STD Black A106 Smls PE Pipe P/Ft
2SML	2" STD Black A106 Smls PE Pipe P/Ft
3SMLX	3" XH Black A106 Smls PE Pipe P/Ft
4SML	4" Std Black A106 Smls PE Pipe P/Ft
4SMLX	4" XH Black A106 Smls PE Pipe P/Ft
6SML	6" Std Black A106 Smls PE Pipe P/Ft
6SMLX	6" XH Black A106 Smls PE Pipe P/Ft
8SML	8" Std Black A106 Smls PE Pipe P/Ft



3

DOMESTIC BUTT WELD FITTINGS

Code	Description
212.2DWR	2-1/2" X 2" Standard
212.2DWT	2-1/2 X 2 STD WELD TEE
212DBLD	2-1/2 150# RF BLIND FLG
212DSO	2-1/2 150# RF S/O FLG
212DW4	2-1/2" Standard Long 45
212DW9	2-1/2" Standard Long 90
212DWCAP	2-1/2 STD WELD CAP
212DWN	2-1/2 150# RF W/N FLG
212DWT	2-1/2 STD WELD TEE
3.212DWR	3 X 2-1/2 STD WELD CONC
3.212DWT	3 X 2-1/2 STD WELD TEE
3DBLD	3 150# RF BLIND FLG
3DSO	3 150# RF S/O FLG
3DW4	3 STD L/R WELD 45
3DW9	3 STD L/R WELD 90
3DWCAP	3 STD WELD CAP
3DWN	3 150# RF W/N FLG
4.212DWE	4 X 2-1/2 STD WELD ECC
4.212DWR	4 X 2-1/2 STD WELD CONC
4.212DWT	4" X 2-1/2" Standard Tee
4.3DWR	4 X 3 STD WELD CONC RED
4.3DWT	4" X 3" Standard Weld Tee
4DBLD	4 150# RF BLIND FLG
4DSO	4 150# RF S/O FLG
4DW4	4 STD L/R WELD 45
4DW9	4 STD L/R WELD 90
4DWCAP	4 STD WELD CAP
4DWN	4 150# RF W/N FLG
4DWT	4" Standard Weld Tee
6.212DWR	6 X 2-1/2 STD WELD CONC
6.212DWT	6" X 2-1/2" Standard Tee
6.3DWR	6" X 3" Standard Weld Conc
6.3DWT	6" X 3" Standard Weld Tee
6.4DWR	6 X 4 STD WELD CONC RED
6.4DWT	6" X 4" Standard Weld Tee
6DBLD	6 150# RF BLIND FLG
6DSO	6 150# RF S/O FLG
6DW4	6 STD L/R WELD 45
6DW9	6 STD L/R WELD 90
6DWCAP	6 STD WELD CAP
6DWN	6 150# RF W/N FLG
6DWT	6" Standard Weld Tee

Code	Description
8.3DWR	8 X 3 STD WELD CONC RED
8.3DWT	8" X 3" Standard Weld Tee
8.4DWR	8 X 4 STD WELD CONC RED
8.4DWT	8 X 4 STD WELD TEE
8.6DWR	8" X 6" Standard Weld Conc
8.6DWT	8" X 6" Standard Weld Tee
8DBLD	8 150# RF BLIND FLG
8DSO	8 150# RF S/O FLG
8DW4	8 STD L/R WELD 45
8DW9	8 STD L/R WELD 90
8DWCAP	8 STD WELD CAP
8DWN	8 150# RF W/N FLG
8DWT	8 STD WELD TEE
10.4DWR	10 X 4 STD WELD CONC RED
10.4DWT	10 X 4 STD WELD TEE
10.6DWR	10 X 6 STD WELD CONC RED
10.6DWT	10 X 6 STD WELD TEE
10.8DWR	10 X 8 STD WELD CONC
10.8DWT	10 X 8 STD WELD TEE
10DBLD	10 150# RF BLIND FLG
10DSO	10 150# RF S/O FLG
10DW4	10 STD L/R WELD 45
10DW9	10 STD L/R WELD 90
10DWCAP	10 STD WELD CAP
10DWN	10 150# RF W/N FLG
10DWT	10" Standard Weld Tee
12.10DWR	12" X 10" STD WELD CONC
12.10DWT	12" X 10" STD WELD TEE
12.4DWR	12" X 4" STD WELD CONC
12.4DWT	12" X 4" STD WELD TEE
12.6DWR	12" X 6" Standard Weld Conc
12.6DWT	12" X 6" STD WELD TEE
12.8DWR	12" X 8" STD WELD CONC
12.8DWT	12" X 8" STD WELD TEE
12-DBLD	12" 150# RF BLIND FLG
12-DSO	12" 150# RF S/O FLG
12-DW4	12" STD L/R WELD 45
12-DW9	12" Standard Long Radius 90
12-DWCAP	12" Standard Weld Cap
12-DWN	12" 150# RF W/N FLG
12-DWT	12" STD WELD TEE



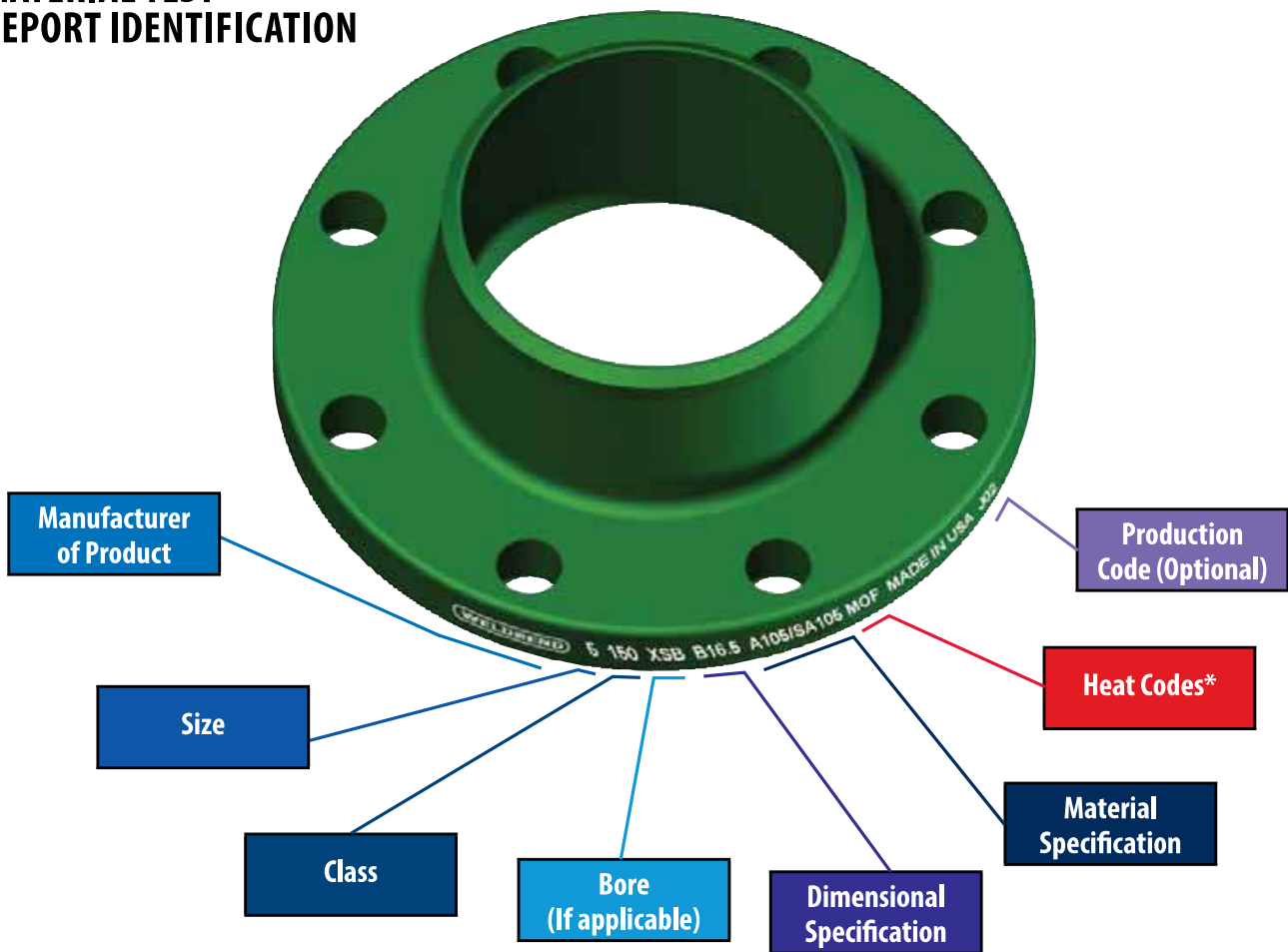


Code	Description
212.2WR	2-1/2" X 2" Standard
212.2WT	2-1/2 X 2 STD WELD TEE
212BLD	2-1/2 150# RF BLIND FLG
212SO	2-1/2 150# RF S/O FLG
212W4	2-1/2" Standard Long 45
212W9	2-1/2" Standard Long 90
212WCAP	2-1/2 STD WELD CAP
212WN	2-1/2 150# RF W/N FLG
212WT	2-1/2 STD WELD TEE
3.212WR	3 X 2-1/2 STD WELD CONC
3.212WT	3 X 2-1/2 STD WELD TEE
3BLD	3 150# RF BLIND FLG
3SO	3 150# RF S/O FLG
3W4	3 STD L/R WELD 45
3W9	3 STD L/R WELD 90
3WCAP	3 STD WELD CAP
3WN	3 150# RF W/N FLG
4.212WE	4 X 2-1/2 STD WELD ECC
4.212WR	4 X 2-1/2 STD WELD CONC
4.212WT	4" X 2-1/2" Standard Tee
4.3WR	4 X 3 STD WELD CONC RED
4.3WT	4" X 3" Standard Weld Tee
4BLD	4 150# RF BLIND FLG
4SO	4 150# RF S/O FLG
4W4	4 STD L/R WELD 45
4W9	4 STD L/R WELD 90
4WCAP	4 STD WELD CAP
4WN	4 150# RF W/N FLG
4WT	4" Standard Weld Tee
6.212WR	6 X 2-1/2 STD WELD CONC
6.212WT	6" X 2-1/2" Standard Tee
6.3WR	6" X 3" Standard Weld Conc
6.3WT	6" X 3" Standard Weld Tee
6.4WR	6 X 4 STD WELD CONC RED
6.4WT	6" X 4" Standard Weld Tee
6BLD	6 150# RF BLIND FLG
6SO	6 150# RF S/O FLG
6W4	6 STD L/R WELD 45
6W9	6 STD L/R WELD 90
6WCAP	6 STD WELD CAP
6WN	6 150# RF W/N FLG
6WT	6" Standard Weld Tee

Code	Description
8.3WR	8 X 3 STD WELD CONC RED
8.3WT	8" X 3" Standard Weld Tee
8.4WR	8 X 4 STD WELD CONC RED
8.4WT	8 X 4 STD WELD TEE
8.6WR	8" X 6" Standard Weld Conc
8.6WT	8" X 6" Standard Weld Tee
8BLD	8 150# RF BLIND FLG
8SO	8 150# RF S/O FLG
8W4	8 STD L/R WELD 45
8W9	8 STD L/R WELD 90
8WCAP	8 STD WELD CAP
8WN	8 150# RF W/N FLG
8WT	8 STD WELD TEE
10.4WR	10 X 4 STD WELD CONC RED
10.4WT	10 X 4 STD WEL TEE
10.6WR	10 X 6 STD WELD CONC RED
10.6WT	10 X 6 STD WELD TEE
10.8WR	10 X 8 STD WELD CONC
10.8WT	10 X 8 STD WELD TEE
10BLD	10 150# RF BLIND FLG
10SO	10 150# RF S/O FLG
10W4	10 STD L/R WELD 45
10W9	10 STD L/R WELD 90
10WCAP	10 STD WELD CAP
10WN	10 150# RF W/N FLG
10WT	10" Standard Weld Tee
12.10WR	12" X 10" STD WELD CONC
12.10WT	12" X 10" STD WELD TEE
12.4WR	12" X 4" STD WELD CONC
12.4WT	12" X 4" STD WELD TEE
12.6WR	12" X 6" Standard Weld Conc
12.6WT	12" X 6" STD WELD TEE
12.8WR	12" X 8" STD WELD CONC
12.8WT	12" X 8" STD WELD TEE
12-BLD	12" 150# RF BLIND FLG
12-SO	12" 150# RF S/O FLG
12-W4	12" STD L/R WELD 45
12-W9	12" Standard Long Radius 90
12-WCAP	12" Standard Weld Cap
12-WN	12" 150# RF W/N FLG
12-WT	12" STD WELD TEE

FLANGES

MATERIAL TEST REPORT IDENTIFICATION



Description of designations:

150 - Class 150 (Weld Neck and Socket Weld Only)

USA - NOTE: If Weldbend marks their fittings "Made in USA", it is your assurance that both the starting material and the complete production is of USA origin.

***All heat codes follow the material specification marking.**

Weldbend flanges are permanently identified by die marking to designate:

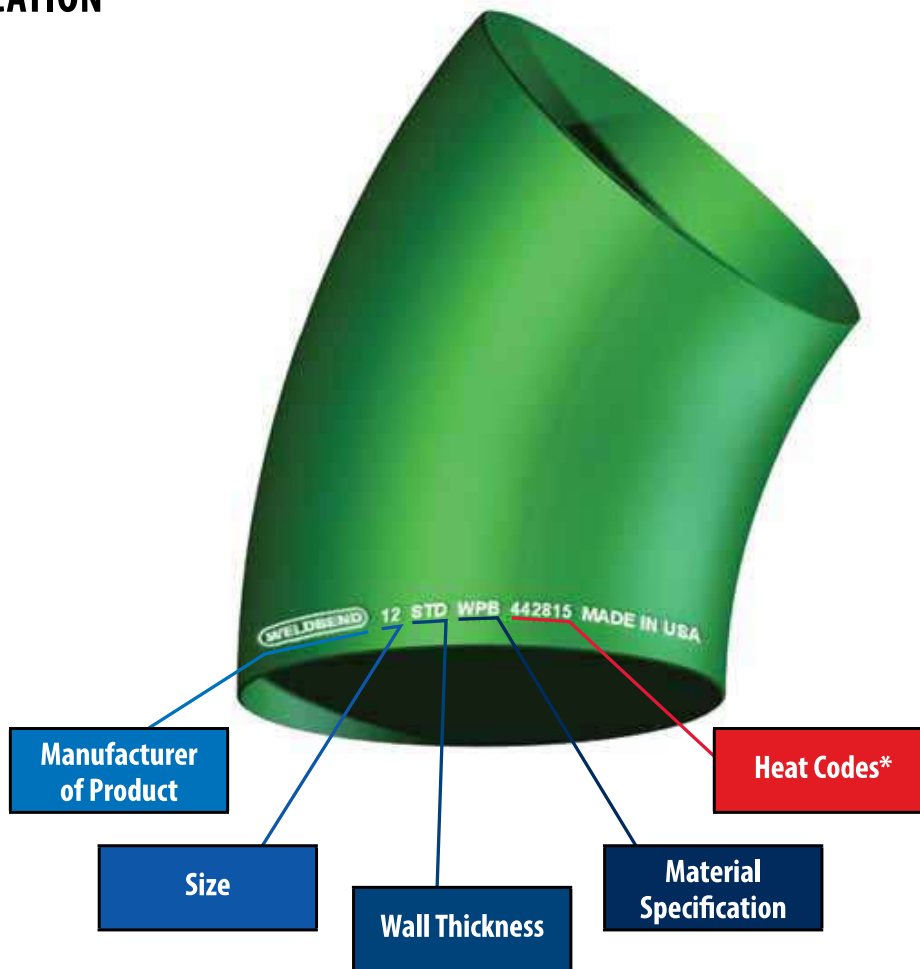
As seen in illustrated example:

1. Manufacturer	[WELDBEND]
2. Size	[5]
3. Class	[150]
4. Bore (If applicable)	[XSB]
5. Dimensional Specification	[B16.5]
6. Material Specification	[A105/SA105]
7. Heat Codes	[MOF]
8. Production Code (Optional)	[J02]

The identification on each Weldbend weld flange is your assurance that the flange has successfully passed inspection and quality control, and that the accurate record of chemical and physical properties of the steel from which the flange was made is fully traceable.

FITTINGS

MATERIAL TEST REPORT IDENTIFICATION



Description of designations:

WPB - ASTM A234 WPB

STD - Standard Weight

USA - NOTE: If Weldbend marks their fittings "Made in USA", it is your assurance that both the starting material and the complete production is of USA origin.

***All heat codes follow the material specification marking.**

Weldbend weld fittings are permanently identified by die marking to designate:

As seen in illustrated example:

1. Manufacturer	[WELDBEND]
2. Size	[12]
3. Wall Thickness	[STD]
4. Material Specification	[WPB]
5. Heat Codes	[442815]

The identification on each Weldbend weld fitting is your assurance that the fitting has successfully passed inspection and quality control, and that the accurate record of chemical and physical properties of the steel from which the fitting was made is fully traceable.



5

GASKETS / BOLT & GASKET KITS

NUMBER & SIZE OF BOLTS FOR FLANGED JOINTS - ASME B16.5

Primary Service Pressure Rating	Bolting	Flange Facing	NOMINAL PIPE SIZE											
			1/2	3/4	1	1-1/4	1-1/2	2	2-1/2	3	3-1/2	4	5	6
CLASS 150	Number		4	4	4	4	4	4	4	4	8	8	8	8
	Diameter		1/2	1/2	1/2	1/2	1/2	5/8	5/8	5/8	5/8	5/8	3/4	3/4
	Length of Stud Bolts	1/16" RF	2-1/4	2-1/2	2-1/2	2-3/4	2-3/4	3-1/4	3-1/2	3-1/2	3-1/2	3-1/2	3-3/4	4
		RTJ			3	3-1/4	3-1/4	3-3/4	4	4	4	4	4-1/4	4-1/2
	Length of Mach. Bolts	1/16" RF	2	2	2-1/4	2-1/4	2-1/2	2-3/4	3	3	3	3	3-1/4	3-1/4
Ring No.				R15	R17	R19	R22	R25	R29	R33	R36	R40	R43	
CLASS 300	Number		4	4	4	4	4	8	8	8	8	8	8	12
	Diameter		1/2	5/8	5/8	5/8	3/4	5/8	3/4	3/4	3/4	3/4	3/4	3/4
	Length of Stud Bolts	1/16" RF	2-1/2	3	3	3-1/4	3-1/2	3-1/2	4	4-1/4	4-1/4	4-1/2	4-3/4	4-3/4
		RTJ	3	3-1/2	3-1/2	3-3/4	4	4	4-1/2	4-3/4	5	5	5-1/4	5-1/2
	Length of Mach. Bolts	1/16" RF	2-1/4	2-1/2	2-1/2	2-3/4	3	3	3-1/4	3-1/2	3-3/4	3-3/4	4-1/4	4-1/4
Ring No.		R11	R13	R16	R18	R20	R23	R26	R31	R34	R37	R41	R45	
CLASS 400	Number		4	4	4	4	4	8	8	8	8	8	8	12
	Diameter		1/2	5/8	5/8	5/8	3/4	5/8	3/4	3/4	7/8	7/8	7/8	7/8
	Length of Stud Bolts	1/4" RF	3	3-1/2	3-1/2	3-3/4	4-1/4	4-1/4	4-3/4	5	5-1/2	5-1/2	5-3/4	6
		M & F, T & G	2-3/4	3-1/4	3-1/4	3-1/2	4	4	4-1/2	4-3/4	5-1/4	5-1/4	5-1/4	5-3/4
		RTJ	3	3-1/2	3-1/2	3-3/4	4-1/4	4-1/4	4-3/4	5	5-1/2	5-1/2	5-3/4	6
Ring No.		R11	R13	R16	R18	R20	R23	R26	R31	R34	R37	R41	R45	
CLASS 600	Number		4	4	4	4	4	8	8	8	8	8	8	12
	Diameter		1/2	5/8	5/8	5/8	3/4	5/8	3/4	3/4	7/8	7/8	1	1
	Length of Stud Bolts	1/4" RF	3	3-1/2	3-3/4	3-3/4	4-1/4	4-1/4	4-3/4	5	5-1/2	5-3/4	6-1/2	6-3/4
		M & F, T & G	2-3/4	3-1/4	3-1/2	3-1/2	4	4	4-1/2	4-3/4	5-1/4	5-1/2	6-1/4	6-1/2
		RTJ	3	3-1/2	3-1/2	3-3/4	4-1/4	4-1/4	4-3/4	5	5-1/2	5-3/4	6-1/2	6-3/4
Ring No.		R11	R13	R16	R18	R20	R23	R26	R31	R34	R37	R41	R45	
CLASS 900	Number		4	4	4	4	4	8	8	8		8	8	12
	Diameter		3/4	3/4	7/8	7/8	1	7/8	1	7/8		1-1/8	1-1/4	1-1/8
	Length of Stud Bolts	1/4" RF	4-1/4	4-1/2	5	5	5-1/2	5-3/4	6-1/4	5-3/4		6-3/4	7-1/2	7-1/2
		M & F, T & G	4	4-1/4	4-3/4	4-3/4	5-1/4	5-1/2	6	5-1/2		6-1/2	7-1/4	7-1/4
		RTJ	4-1/4	4-1/2	5	5	5-1/2	5-3/4	6-1/4	5-3/4		6-3/4	7-1/2	7-1/2
Ring No.		R12	R14	R16	R18	R20	R24	R27	R31		R37	R41	R45	
CLASS 1500	Number		4	4	4	4	4	8	8	8		8	8	12
	Diameter		3/4	3/4	7/8	7/8	1	7/8	1	1-1/8		1-1/4	1-1/2	1-3/8
	Length of Stud Bolts	1/4" RF	4-1/4	4-1/2	5	5	5-1/2	5-3/4	6-1/4	7		7-3/4	9-3/4	10-1/4
		M & F, T & G	4	4-1/4	4-3/4	4-3/4	5-1/4	5-1/2	6	6-3/4		7-1/2	9-1/2	10
		RTJ	4-1/4	4-1/2	5	5	5-1/2	5-3/4	6-1/4	7		7-3/4	9-3/4	10-1/2
Ring No.		R12	R14	R16	R18	R20	R24	R27	R35		R39	R44	R46	
CLASS 2500	Number		4	4	4	4	4	8	8	8		8	8	8
	Diameter		3/4	3/4	7/8	1	1-1/8	1	1-1/8	1-1/4		1-1/2	1-3/4	2
	Length of Stud Bolts	1/4" RF	4-3/4	5	5-1/2	6	6-3/4	7	7-3/4	8-3/4		10	11-3/4	13-1/2
		M & F, T & G	4-1/2	4-3/4	5-1/4	5-3/4	6-1/2	6-3/4	7-1/2	8-1/2		9-3/4	11-1/2	13-1/4
		RTJ	4-3/4	5	5-1/2	6	6-3/4	7	8	9		10-1/4	12-1/4	14
Ring No.		R13	R16	R18	R21	R23	R26	R28	R32		R38	R42	R47	



NUMBER & SIZE OF BOLTS FOR FLANGED JOINTS - ASME B16.5

Primary Service Pressure Rating	Bolting	Flange Facing	NOMINAL PIPE SIZE							
			8	10	12	14	16	18	20	24
CLASS 150	Number		8	12	12	12	16	16	20	20
	Diameter		3/4	7/8	7/8	1	1	1-1/8	1-1/8	1-1/4
	Length of Stud Bolts	1/16" RF	4-1/4	4-1/2	4-3/4	5-1/4	5-1/4	5-3/4	6-1/4	6-3/4
		RTJ	4-3/4	5	5-1/4	5-3/4	5-3/4	6-1/4	6-3/4	7-1/4
	Length of Mach. Bolts	1/16" RF	3-1/2	4	4	4-1/2	4-1/2	5	5-1/2	6
Ring No.		R48	R52	R56	R59	R64	R68	R72	R76	
CLASS 300	Number		12	16	16	20	20	24	24	24
	Diameter		7/8	1	1-1/8	1-1/8	1-1/4	1-1/4	1-1/4	1-1/2
	Length of Stud Bolts	1/16" RF	5-1/2	6-1/4	6-3/4	7	7-1/2	7-3/4	8	9
		RTJ	6	6-3/4	7-1/4	7-1/2	8	8-1/4	8-3/4	10
	Length of Mach. Bolts	1/16" RF	4-3/4	5-1/2	5-3/4	6-1/4	6-1/2	6-3/4	7-1/4	8
Ring No.		R49	R53	R57	R61	R65	R69	R73	R77	
CLASS 400	Number		12	16	16	20	20	24	24	24
	Diameter		1	1-1/8	1-1/4	1-1/4	1-3/8	1-3/8	1-1/2	1-3/4
	Length of Stud Bolts	1/4" RF	6-3/4	7-1/2	8	8-1/4	8-3/4	9	9-1/2	10-1/2
		M & F, T & G	6-1/2	7-1/4	7-3/4	8	8-1/2	8-3/4	9-1/4	10-1/4
		RTJ	6-3/4	7-1/2	8	8-1/4	8-3/4	9	9-3/4	11
Ring No.		R49	R53	R57	R61	R65	R69	R73	R77	
CLASS 600	Number		12	16	20	20	20	20	24	24
	Diameter		1-1/8	1-1/4	1-1/4	1-3/8	1-1/2	1-5/8	1-5/8	1-7/8
	Length of Stud Bolts	1/4" RF	7-1/2	8-1/2	8-3/4	9-1/4	10	10-3/4	11-1/4	13
		M & F, T & G	7-1/4	8-1/4	8-1/2	9	9-3/4	10-1/2	11	12-3/4
		RTJ	7-3/4	8-1/2	8-3/4	9-1/4	10	10-3/4	11-1/2	13-1/4
Ring No.		R49	R53	R57	R61	R65	R69	R73	R77	
CLASS 900	Number		12	16	20	20	20	20	20	20
	Diameter		1-3/8	1-3/8	1-3/8	1-1/2	1-5/8	1-7/8	2	2-1/2
	Length of Stud Bolts	1/4" RF	8-3/4	9-1/4	10	10-3/4	11-1/4	12-3/4	13-3/4	17-1/4
		M & F, T & G	8-1/2	9	9-3/4	10-1/2	11	12-1/2	13-1/2	17
		RTJ	8-3/4	9-1/4	10	11	11-1/2	13-1/4	14-1/4	18
Ring No.		R49	R53	R57	R62	R66	R70	R74	R78	
CLASS 1500	Number		12	12	16	16	16	16	16	16
	Diameter		1-5/8	1-7/8	2	2-1/4	2-1/2	2-3/4	3	3-1/2
	Length of Stud Bolts	1/4" RF	11-1/2	13-1/4	14-3/4	16	17-1/2	19-1/2	21-1/4	24-1/4
		M & F, T & G	11-1/4	13	14-1/2	15-3/4	17-1/4	19-1/4	21	24
		RTJ	12-3/4	13-1/2	15-1/4	16-3/4	18-1/2	20-3/4	22-1/4	25-1/2
Ring No.		R50	R54	R58	R63	R67	R71	R75	R79	
CLASS 2500	Number		12	12	12					
	Diameter		2	2-1/2	2-3/4					
	Length of Stud Bolts	1/4" RF	15	19-1/4	21-1/4					
		M & F, T & G	14-3/4	19	21					
		RTJ	15-1/2	20	22					
Ring No.		R51	R55	R60						





5

GASKETS / BOLT & GASKET KITS

Non Asbestos Ring Kits - 1/8

2.18NARK	2 X 1/8 150# N/A RING GASKET NUTS & BOLTS
212.18NARK	2-1/2 X 1/8 150# N/A RING GASKET NUTS & BOLTS
3.18NARK	3 X 1/8 150# N/A RING GASKET NUTS & BOLTS
4.18NARK	4 X 1/8 150# N/A RING GASKET NUTS & BOLTS
5.18NARK	5 X 1/8 150# N/A RING GASKET NUTS & BOLTS
6.18NARK	6 X 1/8 150# N/A RING GASKET NUTS & BOLTS
8.18NARK	8 X 1/8 150# N/A RING GASKET NUTS & BOLTS
8.116NARK	8 X 1/16 150# N/A RING GASKET NUTS & BOLTS
10.18NARK	10 X 1/8 150# N/A RING GASKET NUTS & BOLTS
12-.18NARK	12 X 1/8 150# N/A RING GASKET NUTS & BOLTS

Non Asbestos Full Face Kits - 1/16

10.116NAFFK	10 X 1/16 150# N/A FULL FACE GASKET NUTS & BOLTS
112.116NAFFK	1-1/2 X 1/16 150# N/A FULL FACE GASKET NUTS & BOLTS
2.116NAFFK	2 X 1/16 150# N/A FULL FACE GASKET NUTS & BOLTS
212.116NAFFK	2-1/2 X 1/16 150# N/A FULL FACE GASKET NUTS & BOLTS
3.116NAFFK	3 X 1/16 150# N/A FULL FACE GASKET NUTS & BOLTS
4.116NAFFK	4 X 1/16 150# N/A FULL FACE GASKETS NUTS & BOLTS
5.116NAFFK	5 X 1/16 150# N/A FULL FACE GASKET NUTS & BOLTS
6.116NAFFK	6 X 1/16 150# N/A FULL FACE GASKET NUTS & BOLTS
8.116NAFFK	8 X 1/16 150# N/A FULL FACE GASKET NUTS & BOLTS

Red Rubber Full Face Kits - 1/8

112.18RRK	1-1/2 X 1/8 150# RR FULL FACE GASKET NUTS & BOLTS
2.18RFFK	2 X 1/8 150# RR FULL FACE GASKET NUTS & BOLTS
212.18RFFK	2-1/2 X 1/8 150# RR FULL FACE GASKET NUTS & BOLTS
3.18RFFK	3 X 1/8 150# RR FULL FACE GASKET NUTS & BOLTS
4.18RFFK	4 X 1/8 150# RR FULL FACE GASKET NUTS & BOLTS
5.18RFFK	5 X 1/8 150# RR FULL FACE GASKET NUTS & BOLTS
6.18RFFK	6 X 1/8 150# RR FULL FACE GASKET NUTS & BOLTS
8.18RFFK	8 X 1/8 150# RR FULL FACE GASKET NUTS & BOLTS

Insulation Kits

212FKDW	2-1/2" 150# EKDW FLG INSULATION KIT
3FKDW	3" 150# EKDW FLG INSULATION KIT
4FKDW	4" 150# EKDW FLG INSULATION KIT
6FKDW	6" 150# EKDW FLG INSULATION KIT
8FKDW	8" 150# EKDW FLG INSULATION KIT

Flexitallic Gaskets #150

12FLEX	1/2" 150# FLEXITALLIC GASKET
34FLEX	3/4" 150# FLEXITALLIC GASKET
1FLEX	1" 150# FLEXITALLIC GASKET
114FLEX	1-1/4" 150# FLEXITALLIC GASKET
112FLEX	1-1/2" 150# FLEXITALLIC GASKET
2FLEX	2" 150# FLEXITALLIC GASKET
212FLEX	2-1/2" 150# FLEXITALLIC GASKET
3FLEX	3" 150# FLEXITALLIC GASKET
4FLEX	4" 150# FLEXITALLIC GASKET
5FLEX	5" 150# FLEXITALLIC GASKET
6FLEX	6" 150# FLEXITALLIC GASKET
10FLEX	10" 150# FLEXITALLIC GASKET
8FLEX	8" 150# FLEXITALLIC GASKET
12-FLEX	12" 150# FLEXITALLIC GASKET
14FLEX	14" 150# FLEXITALLIC GASKET
16FLEX	16" 150# FLEXITALLIC GASKET
20FLEX	20" 150# FLEXITALLIC GASKET

Flexitallic Gaskets #300

12FLEXH	1/2" 300# FLEXITALLIC GASKET
34FLEXH	3/4" 300# FLEXITALLIC GASKET
1FLEXH	1" 300# FLEXITALLIC GASKET
114FLEXH	1-1/4" 300# FLEXITALLIC GASKET
112FLEXH	1-1/2" 300# FLEXITALLIC GASKET
2FLEXH	2" 300# FLEXITALLIC GASKET
212FLEXH	2-1/2" 300# FLEXITALLIC GASKET
3FLEXH	3" 300# FLEXITALLIC GASKET
4FLEXH	4" 300# FLEXITALLIC GASKET
5FLEXH	5" 300# FLEXITALLIC GASKET
6FLEXH	6" 300# FLEXITALLIC GASKET
8FLEXH	8" 300# FLEXITALLIC GASKET
10FLEXH	10" 300# FLEXITALLIC GASKET
12-FLEXH	12" 300# FLEXITALLIC GASKET
14FLEXH	14" 300# FLEXITALLIC GASKET
16FLEXH	16" 300# FLEXITALLIC GASKET



Female and Male Adapters

12BPFA	1/2" Press X Female Black Adapter
12BPMA	1/2" Press X Male Black Adapter
34BPMA	3/4" Press X Male Black Adapter
34BPFA	3/4" Press X Female Black Adapter
1BPFA	1" Press X Female Black Adapter
1BPMA	1" Press X Male Black Adapter
1.34BPFA	1" X 3/4" Press X Female Black Adapter
114.1BPFA	1-1/4" X 1" Press X Female Black Adapter
114BPFA	1-1/4" Press X Female Black Adapter
114BPMA	1-1/4" Press X Male Black Adapter
112.12BPFA	1-1/2" X 1/2" Press X Female Black Adapter
112.1BPFA	1-1/2" X 1" Press X Female Black Adapter
112BPFA	1-1/2" Press X Female Black Adapter
112BPMA	1-1/2" Press X Male Black Adapter
2.112BPFA	2" X 1-1/2" Press X Female Black Adapter
212BPMA	2-1/2" Press X Male Black Adapter
2BPFA	2" Press X Female Black Adapter
2BPMA	2" Press X Male Black Adapter
3BPFA	3" Press X Female Black Adapter
3BPMA	3" Press X Male Black Adapter
4BPFA	4" Press X Female Black Adapter

Reducers

34.12BPFR	3/4" X 1/2" Ftg X Press Black Reducer
1.34BPFR	1" X 3/4" Ftg X Press Black Reducer
1.12BPFR	1" X 1/2" Ftg X Press Black Reducer
114.1BPFR	1-1/4" X 1" Ftg X Press Black Reducer
112.114BPFR	1-1/2" X 1-1/4" Ftg X Press Black Reducer
112.1BPFR	1-1/2" X 1" Ftg X Press Black Reducer
112.34BPFR	1-1/2" X 3/4" Ftg X Press Black Reducer
2.112BPFR	2" X 1-1/2" Ftg X Press Black Reducer
2.1BPFR	2" X 1" Ftg X Press Black Reducer
2.114BPFR	2" X 1-1/4" Ftg X Press Black Reducer
212.2BPFR	2-1/2" X 2" Ftg X Press Black Reducer
212.114BPFR	2-1/2" X 1-1/4" Ftg X Press Black Reducer
212.112BPFR	2-1/2" X 1-1/2" Ftg X Press Black Reducer
3.2BPFR	3" X 2" Ftg X Press Black Reducer
3.212BPFR	3" X 2-1/2" Ftg X Press Black Reducer
3.112BPFR	3" X 1-1/2" Ftg X Press Black Reducer
4.3BPFR	4" X 3" Ftg X Press Black Reducer
4.2BPFR	4" X 2" Ftg X Press Black Reducer
4.212BPFR	4" X 2-1/2" Ftg X Press Black Reducer

45° Elbow

12BP45	1/2" Press X Press Black 45 Elbow
12BPST45	1/2" Press X Fitting Black St 45 Elbow
34BPST45	3/4" Press X Fitting Black St 45 Elbow
34BP45	3/4" Press X Press Black 45 Elbow
1BP45	1" Press X Press Black 45 Elbow
1BPST45	1" Press X Fitting Black St 45 Elbow
114BP45	1-1/4" Press X Press Black 45 Elbow
114BPST45	1-1/4" Press X Fitting Black St 45 Elbow
112BP45	1-1/2" Press X Press Black 45 Elbow
112BPST45	1-1/2" Press X Fitting Black St 45 Elbow
2BP45	2" Press X Press Black 45 Elbow
2BPST45	2" Press X Fitting Black St 45 Elbow
212BP45	2-1/2" Press X Press Black 45 Elbow
212BPST45	2-1/2" Press X Fitting Black St 45 Elbow
3BP45	3" Press X Press Black 45 Elbow
4BP45	4" Press X Press Black 45 Elbow

90° Elbow

12BP90	1/2" Press X Press Black 90 Elbow
12BPST90	1/2" Press X Fitting Black St 90 Elbow
34BP90	3/4" Press X Press Black 90 Elbow
34BPST90	3/4" Press X Fitting Black St 90 Elbow
1BP90	1" Press X Press Black 90 Elbow
1BPST90	1" Press X Fitting Black St 90 Elbow
114BP90	1-1/4" Press X Press Black 90 Elbow
114BPST90	1-1/4" Press X Fitting Black St 90 Elbow
112BP90	1-1/2" Press X Press Black 90 Elbow
112BPST90	1-1/2" Press X Fitting Black St 90 Elbow
2BP90	2" Press X Press Black 90 Elbow
2BPST90	2" Press X Fitting Black St 90 Elbow
212BP90	2-1/2" Press X Press Black 90 Elbow
212BPST90	2-1/2" Press X Fitting Black St 90 Elbow
3BP90	3" Press X Press Black 90 Elbow
3BPST90	3" Press X Fitting Black St 90 Elbow
4BP90	4" Press X Press Black 90 Elbow

Unions

34BPU	3/4" Press Black Union
1BPU	1" Press Black Union
114BPU	1-1/4" Press Black Union
112BPU	1-1/2" Press Black Union
2BPU	2" Press Black Union



6

MEGAPRESS - WATER

Tees

12BPT	1/2" Press Black Tee
34.12BPFT	3/4" X 1/2" Press X FPT Black Tee
34BPFT	3/4" Press X FPT Black Tee
34.12BPT	3/4" X 3/4" X 1/2" Press Black Tee
34BPT	3/4" Press Black Tee
1BPT	1" Press Black Tee
1.12BPFT	1" X 1/2" Press X FPT Black Tee
1.34BPFT	1" X 3/4" Press X FPT Black Tee
1.34BPT	1" X 1" X 3/4" Press Black Tee
114BPT	1-1/4" Press Black Tee
114.1BPT	1-1/4" X 1-1/4" X 1" Press Black Tee
114.34BPT	1-1/4" X 1-1/4" X 3/4" Press Black Tee
114.34BPFT	1-1/4" X 3/4" Press X FPT Black Tee
114.12BPT	1-1/4" X 1-1/4" X 1/2" Press Black Tee
114.12BPFT	1-1/4" X 1/2" Press X FPT Black Tee
112.12BPT	1-1/2" X 1-1/2" X 1/2" Press Black Tee
112BPT	1-1/2" Press Black Tee
112.1BPT	1-1/2" X 1-1/2" X 1" Press Black Tee
112.114BPT	1-1/2" X 1-1/2" X 1-1/4" Press Black Tee
112.34BPT	1-1/2" X 1-1/2" X 3/4" Press Black Tee
2.12BPFT	2" X 1/2" Press X FPT Black Tee
2.1BPT	2" X 2" X 1" Press Black Tee
2.114BPT	2" X 2" X 1-1/4" Press Black Tee
2BPT	2" Press Black Tee
2.112BPT	2" X 2" X 1-1/2" Press Black Tee
2.34BPFT	2" X 3/4" Press X FPT Black Tee
2.34BPT	2" X 2" X 3/4" Press Black Tee
212.34BPFT	2-1/2" X 3/4" Press X FPT Black Tee
212BPT	2-1/2" Press Black Tee
212.112BPT	2-1/2" X 2-1/2" X 1-1/2" Press Black Tee
212.2BPT	2-1/2" X 2-1/2" X 2" Press Black Tee
3.112BPT	3" X 3" X 1-1/2" Press Black Tee
3BPT	3" Press Black Tee
3.2BPT	3" X 3" X 2" Press Black Tee
3.212BPT	3" X 3" X 2-1/2" Press Black Tee
4.2BPT	4" X 4" X 2" Press Black Tee
4.112BPT	4" X 4" X 1-1/2" Press Black Tee
4.3BPT	4" X 4" X 3" Press Black Tee
4BPT	4" Press Black Tee

Couplings

12BPCOUP	1/2" Press X Press Black Coupling
12BPSLCOUP	1/2" Press Black Slip Coupling
34BPCOUP	3/4" Press X Press Black Coupling
34.12BPCOUP	3/4" X 1/2" Press X Press Black Coupling
34BPSLCOUP	3/4" Press Black Slip Coupling
1BPCOUP	1" Press X Press Black Coupling
1BPSLCOUP	1" Press Black Slip Coupling
1.34BPCOUP	1" X 3/4" Press X Press Black Coupling
1.12BPCOUP	1" X 1/2" Press X Press Black Coupling
114BPCOUP	1-1/4" Press X Press Black Coupling
114BPSLCOUP	1-1/4" Press Black Slip Coupling
114.1BPCOUP	1-1/4" X 1" Press X Press Black Coupling
114.34BPCOUP	1-1/4" X 3/4" Press X Press Black Coupling
112BPCOUP	1-1/2" Press X Press Black Coupling
112BPSLCOUP	1-1/2" Press Black Slip Coupling
112.114BPCOUP	1-1/2" X 1-1/4" Press X Press Black Coupling
2BPSLCOUP	2" Press Black Slip Coupling
2BPCOUP	2" Press X Press Black Coupling
2.112BPCOUP	2" X 1-1/2" Press X Press Black Coupling
212BPSLCOUP	2-1/2" Press Black Slip Coupling
212BPCOUP	2-1/2" Press X Press Black Coupling
3BPSLCOUP	3" Press Black Slip Coupling
3BPCOUP	3" Press X Press Black Coupling
4BPCOUP	4" Press X Press Black Coupling
4BPSLCOUP	4" Press Black Slip Coupling

Caps

12BPCAP	1/2" Press Black Cap
34BPCAP	3/4" Press Black Cap
1BPCAP	1" Press Black Cap
114BPCAP	1-1/4" Press Black Cap
112BPCAP	1-1/2" Press Black Cap
2BPCAP	2" Press Black Cap
212BPCAP	2-1/2" Press Black Cap
3BPCAP	3" Press Black Cap
4BPCAP	4" Press Black Cap

Ball Valves & Flanges

1BPBV3PC	1" Press X Press 3-Pc Black Ball Valve
114BPBV3PC	1-1/4" Press X Press 3-Pc Black Ball Valve
2BPBV3PC	2" Press X Press 3-Pc Black Ball Valve
2BPCF	2" Press Black Flange
212BPCF	2-1/2" Press Black Flange
3BPCF	3" Press Black Flange
4BPCF	4" Press Black Flange



Female and Male Adapters

12BPGMA	1/2" Press X Male Black Gas Adapter
12BPGFA	1/2" Press X Female Black Gas Adapter
34BPGMA	3/4" Press X Male Black Gas Adapter
34BPGFA	3/4" Press X Female Black Gas Adapter
34.12BPGFA	3/4" X 1/2" Press X Female Black Gas Adapter
1BPGMA	1" Press X Male Black Gas Adapter
1BPGFA	1" Press X Female Black Gas Adapter
1.34BPGFA	1" X 3/4" Press X Female Black Gas Adapter
1.12BPGFA	1" X 1/2" Press X Female Black Gas Adapter
114BPGMA	1-1/4" Press X Male Black Gas Adapter
114.1BPGFA	1-1/4" X 1" Press X Female Black Gas Adapter
114BPGFA	1-1/4" Press X Female Black Gas Adapter
114.12BPGFA	1-1/4" X 1/2" Press X Female Black Gas Adapter
114.34BPGFA	1-1/4" X 3/4" Press X Female Black Gas Adapter
112.34BPGFA	1-1/2" X 3/4" Press X Female Black Gas Adapter
112.1BPGFA	1-1/2" X 1" Press X Female Black Gas Adapter
112BPGMA	1-1/2" Press X Male Black Gas Adapter
112BPGFA	1-1/2" Press X Female Black Gas Adapter
2BPGMA	2" Press X Male Black Gas Adapter
2BPGFA	2" Press X Female Black Gas Adapter
212BPGMA	2-1/2" PXM Gas Adapter
212BPGFA	2-1/2" PXF Female Gas Adapter
3BPGMA	3" PXM Gas Adapter

Reducers

1.12BPGFR	1" X 1/2" Ftg X Press Black Gas Reducer
1.34BPGFR	1" X 3/4" Ftg X Press Black Gas Reducer
112.114BPGFR	1-1/2" X 1-1/4" Ftg X Press Black Gas Reducer
112.1BPGFR	1-1/2" X 1" Ftg X Press Black Gas Reducer
112.34BPGFR	1-1/2" X 3/4" Ftg X Press Black Gas Reducer
114.1BPGFR	1-1/4" X 1" Ftg X Press Black Gas Reducer
2.112BPGFR	2" X 1-1/2" Ftg X Press Black Gas Reducer
2.114BPGFR	2" X 1-1/4" Ftg X Press Black Gas Reducer
2.1BPGFR	2" X 1" Ftg X Press Black Gas Reducer
212.112BPGFR	2-1/2" X 1-1/2" FTGXP Gas Fitting Reducer
212.114BPGFR	2-1/2" X 1-1/4" FTGXP Gas Fitting Reducer
212.1BPGFR	2-1/2" X 1" FTGXP Gas Fitting Reducer
212.2BPGFR	2-1/2" X 2" FTGXP Gas Fitting Reducer
3.112BPGFR	3" X 1-1/2" FTGXP Gas Fitting Reducer
3.114BPGFR	3" X 1-1/4" FTGXP Gas Fitting Reducer
3.212BPGFR	3" X 2-1/2" FTGXP Gas Fitting Reducer
3.2BPGFR	3" X 2" FTGXP Gas Fitting Reducer
34.12BPGFR	3/4" X 1/2" Ftg X Press Black Gas Reducer
4.112BPGFR	4" X 1-1/2" FTGXP Gas Fitting Reducer
4.212BPGFR	4" X 2-1/2" FTGXP Gas Fitting Reducer
4.2BPGFR	4" X 2" FTGXP Gas Fitting Reducer
4.3BPGFR	4" X 3" FTGXP Gas Fitting Reducer

45° Elbow

12BPG45	1/2" Press X Press Black Gas 45 Elbow
12BPGST45	1/2" Press X Fitting Black Gas St 45 Elbow
34BPG45	3/4" Press X Press Black Gas 45 Elbow
34BPGST45	3/4" Press X Fitting Black Gas St 45 Elbow
1BPG45	1" Press X Press Black Gas 45 Elbow
1BPGST45	1" Press X Fitting Black Gas St 45 Elbow
114BPG45	1-1/4" Press X Press Black Gas 45 Elbow
114BPGST45	1-1/4" Press X Fitting Black Gas St 45 Elbow
112BPG45	1-1/2" Press X Press Black Gas 45 Elbow
112BPGST45	1-1/2" Press X Fitting Black Gas St 45 Elbow
2BPG45	2" Press X Press Black Gas 45 Elbow
2BPGST45	2" Press X Fitting Gas Black St 45 Elbow
212BPG45	2-1/2" Gas 45 Elbow
212BPGST45	2-1/2" PXFTG Gas Street 45 Elbow
3BPG45	3" Gas 45 Elbow
3BPGST45	3" PXFTG Gas Street 45 Elbow
4BPG45	4" Gas 45 Elbow
4BPGST45	4" PXFTG Gas Street 45 Elbow

90° Elbow

12BPG90	1/2" Press X Press Black Gas 90 Elbow
12BPGST90	1/2" Press X Fitting Black Gas St 90 Elbow
34BPG90	3/4" Press X Press Black Gas 90 Elbow
34BPGST90	3/4" Press X Fitting Black Gas St 90 Elbow
1BPG90	1" Press X Press Black Gas 90 Elbow
1BPGST90	1" Press X Fitting Black Gas St 90 Elbow
114BPG90	1-1/4" Press X Press Black Gas 90 Elbow
114BPGST90	1-1/4" Press X Fitting Black Gas St 90 Elbow
112BPG90	1-1/2" Press X Press Black Gas 90 Elbow
112BPGST90	1-1/2" Press X Fitting Black Gas St 90 Elbow
2BPG90	2" Press X Press Black Gas 90 Elbow
2BPGST90	2" Press X Fitting Black Gas St 90 Elbow
212BPG90	2-1/2" Gas 90 Elbow
212BPGST90	2-1/2" PXFTG Gas Street 90 Elbow
3BPG90	3" Gas 90 Elbow
3BPGST90	3" PXFTG Gas Street 90 Elbow
4BPG90	4" Gas 90 Elbow
4BPGST90	4" PXFTG Gas Street 90 Elbow

Unions

12BPGU	1/2" Press Black Gas Union
34BPGFU	3/4" Press X Female Black Gas Union
34BPGU	3/4" Press Black Gas Union
1BPGU	1" Press Black Gas Union
114BPGU	1-1/4" Press Black Gas Union
112BPGU	1-1/2" Press Black Gas Union
2BPGU	2" Press Black Gas Union



7

MEGAPRESS - GAS

Caps

12BPGCAP	1/2" Press Black Gas Cap
34BPGCAP	3/4" Press Black Gas Cap
1BPGCAP	1" Press Black Gas Cap
114BPGCAP	1-1/4" Press Black Gas Cap
112BPGCAP	1-1/2" Press Black Gas Cap
2BPGCAP	2" Press Black Gas Cap
212BPGCAP	2-1/2" Gas Cap
3BPGCAP	3" Gas Cap
4BPGCAP	4" Gas Cap

Flanges

2BPGCF	2" Press Black Gas Flange
212BPGCF	2-1/2" Gas Flange
3BPGCF	3" Gas Flange
4BPGCF	4" Gas Flange

Tees

12BPGT	1/2" Press Black Gas Tee
34BPGT	3/4" Press Black Gas Tee
34.12BPGT	3/4" X 3/4" X 1/2" Press Black Gas Tee
34.12BPGFT	3/4" X 3/4" X 1/2" Press X FPT Black Gas Tee
34BPGFT	3/4" Press X FPT Black Gas Tee
1.34BPGT	1" X 1" X 3/4" Press Black Gas Tee
1BPGT	1" Press Black Gas Tee
1.12BPGT	1" X 1" X 1/2" Press Black Gas Tee
1.12BPGFT	1" X 1/2" Press X FPT Black Gas Tee
1.34BPGFT	1" X 3/4" Press X FPT Black Gas Tee
114.34BPGT	1-1/4" X 1-1/4" X 3/4" Press Black Gas Tee
114.1BPGT	1-1/4" X 1-1/4" X 1" Press Black Gas Tee
114BPGT	1-1/4" Press Black Gas Tee
114.12BPGT	1-1/4" X 1-1/4" X 1/2" Press Black Gas Tee
114.12BPGFT	1-1/4" X 1/2" Press X FPT Black Gas Tee
114.1BPGFT	1-1/4" X 1" Press X FPT Black Gas Tee
114.34BPGFT	1-1/4" X 3/4" Press X FPT Black Gas Tee
112.34BPGFT	1-1/2" X 3/4" Press X FPT Black Gas Tee
112.34BPGT	1-1/2" X 1-1/2" X 3/4" Press Black Gas Tee
112BPGT	1-1/2" Press Black Gas Tee
112.1BPGT	1-1/2" X 1-1/2" X 1" Press Black Gas Tee
112.12BPGT	1-1/2" X 1-1/2" X 1/2" Press Black Gas Tee
112.114BPGT	1-1/2" X 1-1/2" X 1-1/4" Press Black Gas Tee
112.12BPGFT	1-1/2" X 1/2" Press X FPT Black Gas Tee
2BPGT	2" Press Black Gas Tee
2.1BPGT	2" X 2" X 1" Press Black Gas Tee
2.114BPGT	2" X 2" X 1-1/4" Press Black Gas Tee
2.112BPGT	2" X 2" X 1-1/2" Press Black Gas Tee
2.34BPGT	2" X 2" X 3/4" Press Black Gas Tee
2.34BPGFT	2" X 3/4" Press X FPT Black Gas Tee

Tees (continued)

2.1BPGFT	2" X 1" Press X FPT Black Gas Tee
2.12BPGT	2" X 2" X 1/2" Press Black Gas Tee
212BPGT	2-1/2" Gas Tee
212.2BPGT	2-1/2" X 2-1/2" X 2" Gas Tee
212.1BPGT	2-1/2" X 2-1/2" X 1" Gas Tee
212.114BPGT	2-1/2" X 2-1/2" X 1-1/4" Gas Tee
212.112BPGT	2-1/2" X 2-1/2" X 1-1/2" Gas Tee
212.34BPGFT	2-1/2" X 2-1/2" X 3/4" PXPXF Gas Tee
3.2BPGT	3" X 3" X 2" Gas Tee
3.112BPGT	3" X 3" X 1-1/2" Gas Tee
3BPGT	3" Gas Tee
3.114BPGT	3" X 3" X 1-1/4" Gas Tee
3.34BPGFT	3" X 3" X 3/4" PXPXF Gas Tee
3.212BPGT	3" X 3" X 2-1/2" Gas Tee
4BPGT	4" Gas Tee
4.2BPGT	4" X 4" X 2" Gas Tee
4.112BPGT	4" X 4" X 1-1/2" Gas Tee
4.3BPGT	4" X 4" X 3" Gas Tee
4.212BPGT	4" X 4" X 2-1/2" Gas Tee

Couplings

12BPGCOUP	1/2" Press X Press Black Gas Coupling
12BPGSLCOUP	1/2" Press Black Gas Slip Coupling
34BPGCOUP	3/4" Press X Press Black Gas Coupling
34.12BPGCOUP	3/4" X 1/2" Press X Press Black Gas Coupling
34BPGSLCOUP	3/4" Press Black Gas Slip Coupling
1BPGCOUP	1" Press X Press Black Gas Coupling
1.34BPGCOUP	1" X 3/4" Press X Press Black Gas Coupling
1.12BPGCOUP	1" X 1/2" Press X Press Black Gas Coupling
1BPGSLCOUP	1" Press Black Gas Slip Coupling
114BPGCOUP	1-1/4" Press X Press Black Gas Coupling
114.34BPGCOUP	1-1/4" X 3/4" Press X Press Black Gas Coupling
114.1BPGCOUP	1-1/4" X 1" Press X Press Black Gas Coupling
114BPGSLCOUP	1-1/4" Press Black Gas Slip Coupling
112BPGCOUP	1-1/2" Press X Press Black Gas Coupling
112.114BPGCOUP	1-1/2" X 1-1/4" Press X Press Black Gas Coupling
112BPGSLCOUP	1-1/2" Press Black Gas Slip Coupling
2BPGCOUP	2" Press X Press Black Gas Coupling
2BPGSLCOUP	2" Press Black Gas Slip Coupling
2.112BPGCOUP	2" X 1-1/2" Press X Press Black Gas Coupling
2.114BPGCOUP	2" X 1-1/4" Press X Press Black Gas Coupling
212BPGCOUP	2-1/2" Gas Coupling
212BPGSLCOUP	2-1/2" Gas Slip Coupling
3BPGCOUP	3" Gas Coupling
3BPGSLCOUP	3" Gas Slip Coupling
4BPGCOUP	4" Gas Coupling
4BPGSLCOUP	4" Gas Slip Coupling



90° Elbows

18BMI90	1/8" Imported Black MI 90 Elbow
14BMI90	1/4" Imported Black MI 90 Elbow
38BMI90	3/8" Imported Black MI 90 Elbow
12BMI90	1/2" Imported Black MI 90 Elbow
34BMI90	3/4" Imported Black MI 90 Elbow
1BMI90	1" Imported Black MI 90 Elbow
114BMI90	1-1/4" Imported Black MI 90 Elbow
112BMI90	1-1/2" Imported Black MI 90 Elbow
2BMI90	2" Imported Black MI 90 Elbow
212BMI90	2-1/2" Imported Black MI 90 Elbow
3BMI90	3" Imported Black MI 90 Elbow
4BMI90	4" Imported Black MI 90 Elbow

90° Street Elbows

18BMIST90	1/8" Imported Black MI St 90 Elbow
14BMIST90	1/4" Imported Black MI St 90 Elbow
38BMIST90	3/8" Imported Black MI St 90 Elbow
12BMIST90	1/2" Imported Black MI St 90 Elbow
34BMIST90	3/4" Imported Black MI St 90 Elbow
1BMIST90	1" Imported Black MI ST 90 Elbow
114BMIST90	1-1/4" Imported Black MI St 90 Elbow
112BMIST90	1-1/2" Imported Black MI St 90 Elbow
2BMIST90	2" Imported Black MI St 90 Elbow
212BMIST90	2-1/2" Imported Black MI St 90 Elbow
3BMIST90	3" Imported Black MI St 90 Elbow
4BMIST90	4" Imported Black MI St 90 Elbow

90° Reducing Elbows

14.18BMI90	1/4" X 1/8" Imported Black MI 90 Elbow
3.2BMI90	3" X 2" Imported Black MI 90 Elbow
3.212BMI90	3" X 2-1/2" Imported Black MI 90 Elbow
12.14BMI90	1/2" X 1/4" Imported Black MI 90 Elbow
12.38BMI90	1/2" X 3/8" Imported Black MI 90 Elbow
34.12BMI90	3/4" X 1/2" Imported Black MI 90 Elbow
1.12BMI90	1" X 1/2" Imported Black MI 90 Elbow
1.34BMI90	1" X 3/4" Imported Black MI 90 Elbow
112.1BMI90	1-1/2" X 1" Imported Black MI 90 Elbow
114.12BMI90	1-1/4" X 1/2" Imported Black MI 90 Elbow
114.34BMI90	1-1/4" X 3/4" Imported Black MI 90 Elbow
114.1BMI90	1-1/4" X 1" Imported Black MI 90 Elbow
112.34BMI90	1-1/2" X 3/4" Imported Black MI 90 Elbow
112.114BMI90	1-1/2" X 1-1/4" Imported Black MI 90 Elbow
2.12BMI90	2" X 1/2" Imported Black MI 90 Elbow
2.34BMI90	2" X 3/4" Imported Black MI 90 Elbow
2.1BMI90	2" X 1" Imported Black MI 90 Elbow

90° Reducing Elbows (continued)

2.114BMI90	2" X 1-1/4" Imported Black MI 90 Elbow
2.112BMI90	2" X 1-1/2" Imported Black MI 90 Elbow
212.2BMI90	2-1/2" X 2" Imported Black MI 90 Elbow

Couplings

18BMICOU	1/8" Imported Black MI Coupling
14BMICOU	1/4" Imported Black MI Coupling
38BMICOU	3/8" Imported Black MI Coupling
12BMICOU	1/2" Imported Black MI Coupling
34BMICOU	3/4" Imported Black MI Coupling
1BMICOU	1" Imported Black MI Coupling
114BMICOU	1-1/4" Imported Black MI Coupling
112BMICOU	1-1/2" Imported Black MI Coupling
2BMICOU	2" Imported Black MI Coupling
212BMICOU	2-1/2" Imported Black MI Coupling
3BMICOU	3" Imported Black MI Coupling
4BMICOU	4" Imported Black MI Coupling

Unions

18BMIU	1/8" Imported Black MI 150# Union
14BMIU	1/4" Imported Black MI 150# Union
38BMIU	3/8" Imported Black MI 150# Union
12BMIU	1/2" Imported Black MI 150# Union
34BMIU	3/4" Imported Black MI 150# Union
1BMIU	1" Imported Black MI 150# Union
114BMIU	1-1/4" Imported Black MI 150# Union
112BMIU	1-1/2" Imported Black MI 150# Union
2BMIU	2" Imported Black MI 150# Union
212BMIU	2-1/2" Imported Black MI 150# Union
3BMIU	3" Imported Black MI 150# Union

Caps

38BMICAP	3/8" Imported Black MI Cap
12BMICAP	1/2" Imported Black MI Cap
34BMICAP	3/4" Imported Black MI Cap
1BMICAP	1" Imported Black MI Cap
114BMICAP	1-1/4" Imported Black MI Cap
112BMICAP	1-1/2" Imported Black MI Cap
2BMICAP	2" Imported Black MI Cap
212BMICAP	2-1/2" Imported Black MI Cap
3BMICAP	3" Imported Black MI Cap
4BMICAP	4" Imported Black MI Cap



8

IMPORT MALLEABLE BLACK FITTINGS

Reducing Couplings

14.18BMICOU	1/4" X 1/8" Imported Black MI Coupling
38.18BMICOU	3/8" X 1/8" Imported Black MI Coupling
38.14BMICOU	3/8" X 1/4" Imported Black MI Coupling
12.18BMICOU	1/2" X 1/8" Imported Black MI Coupling
12.14BMICOU	1/2" X 1/4" Imported Black MI Coupling
12.38BMICOU	1/2" X 3/8" Imported Black MI Coupling
34.18BMICOU	3/4" X 1/8" Imported Black MI Coupling
34.14BMICOU	3/4" X 1/4" Imported Black MI Coupling
34.38BMICOU	3/4" X 3/8" Imported Black MI Coupling
34.12BMICOU	3/4" X 1/2" Imported Black MI Coupling
1.14BMICOU	1" X 1/4" Imported Black MI Coupling
1.38BMICOU	1" X 3/8" Imported Black MI Coupling
1.12BMICOU	1" X 1/2" Imported Black MI Coupling
1.34BMICOU	1" X 3/4" Imported Black MI Coupling
114.12BMICOU	1-1/4" X 1/2" Imported Black MI Coupling
114.34BMICOU	1-1/4" X 3/4" Imported Black MI Coupling
114.1BMICOU	1-1/4" X 1" Imported Black MI Coupling
112.12BMICOU	1-1/2" X 1/2" Imported Black MI Coupling
112.34BMICOU	1-1/2" X 3/4" Imported Black MI Coupling
112.1BMICOU	1-1/2" X 1" Imported Black MI Coupling
112.114BMICOU	1-1/2" X 1-1/4" Imported Black MI Coupling
2.12BMICOU	2" X 1/2" Imported Black MI Coupling
2.34BMICOU	2" X 3/4" Imported Black MI Coupling
2.1BMICOU	2" X 1" Imported Black MI Coupling
2.114BMICOU	2" X 1-1/4" Imported Black MI Coupling
2.112BMICOU	2" X 1-1/2" Imported Black MI Coupling
212.114BMICOU	2-1/2" X 1-1/4" Imported Black MI Coupling
212.112BMICOU	2-1/2" X 1-1/2" Imported Black MI Coupling
212.2BMICOU	2-1/2" X 2" Imported Black MI Coupling
3.1BMICOU	3" X 1" Imported Black MI Coupling
3.114BMICOU	3" X 1-1/4" Imported Black MI Coupling
3.112BMICOU	3" X 1-1/2" Imported Black MI Coupling
3.2BMICOU	3" X 2" Imported Black MI Coupling
3.212BMICOU	3" X 2-1/2" Imported Black MI Coupling
4.2BMICOU	4" X 2" Imported Black MI Coupling
4.212BMICOU	4" X 2-1/2" Imported Black MI Coupling
4.3BMICOU	4" X 3" Imported Black MI Coupling

45° Elbow

18BMI45	1/8" Imported Black MI 45 Elbow
14BMI45	1/4" Imported Black MI 45 Elbow
38BMI45	3/8" Imported Black MI 45 Elbow
12BMI45	1/2" Imported Black MI 45 Elbow
34BMI45	3/4" Imported Black MI 45 Elbow
1BMI45	1" Imported Black MI 45 Elbow
114BMI45	1-1/4" Imported Black MI 45 Elbow
112BMI45	1-1/2" Imported Black MI 45 Elbow
2BMI45	2" Imported Black MI 45 Elbow
212BMI45	2-1/2" Imported Black MI 45 Elbow
3BMI45	3" Imported Black MI 45 Elbow
4BMI45	4" Imported Black MI 45 Elbow

45° Street Elbow

18BMIST45	1/8" Imported Black MI St 45 Elbow
14BMIST45	1/4" Imported Black MI St 45 Elbow
12BMIST45	1/2" Imported Black MI St 45 Elbow
34BMIST45	3/4" Imported Black MI St45 Elbow
1BMIST45	1" Imported Black MI St 45 Elbow
114BMIST45	1-1/4" Imported Black MI St 45 Elbow
112BMIST45	1-1/2" Imported Black MI St 45 Elbow
2BMIST45	2" Imported Black MI St 45 Elbow

Crosses

14BMICROSS	1/4" Imported Black MI Cross
38BMICROSS	3/8" Imported Black MI Cross
12BMICROSS	1/2" Imported Black MI Cross
34BMICROSS	3/4" Imported Black MI Cross
1BMICROSS	1" Imported Black MI Cross
114BMICROSS	1-1/4" Imported Black MI Cross
112BMICROSS	1-1/2" Imported Black MI Cross
2BMICROSS	2" Imported Black MI Cross

Floor Flanges

12BMIFF	1/2" Imported Black MI Floor Flange
34BMIFF	3/4" Imported Black MI Floor Flange
1BMIFF	1" Imported Black MI Floor Flange
114BMIFF	1-1/4" Imported Black MI Floor Flange
2BMIFF	2" Imported Black MI Floor Flange



Tees	
18BMIT	1/8" Imported Black MI Tee
14BMIT	1/4" Imported Black MI Tee
38BMIT	3/8" Imported Black MI Tee
12BMIT	1/2" Imported Black MI Tee
34BMIT	3/4" Imported Black MI Tee
1BMIT	1" Imported Black MI Tee
114BMIT	1-1/4" Imported Black MI Tee
112BMIT	1-1/2" Imported Black MI Tee
2BMIT	2" Imported Black MI Tee
212BMIT	2-1/2" Imported Black MI Tee
3BMIT	3" Imported Black MI Tee
4BMIT	4" Imported Black MI Tee

Reducing Tees	
12.38BMIT	1/2" X 1/2" X 3/8" Imported Black MI Tee
12.14BMIT	1/2" X 1/2" X 1/4" Imported Black MI Tee
12.34BMIT	1/2" X 1/2" X 3/4" Imported Black MI Tee
12.1BMIT	1/2" X 1/2" X 1" Imported Black MI Tee
3.2BMIT	3" X 3" X 2" Imported Black MI Tee
4.3BMIT	4" X 4" X 3" Imported Black MI Tee
34.12.12BMIT	3/4" X 1/2" X 1/2" Imported Black MI Tee
34.12.34BMIT	3/4" X 1/2" X 3/4" Imported Black MI Tee
34.14BMIT	3/4" X 3/4" X 1/4" Imported Black MI Tee
34.1BMIT	3/4" X 3/4" X 1" Imported Black MI Tee
1.12.12BMIT	1" X 1/2" X 1/2" Imported Black MI Tee
1.12.34BMIT	1" X 1/2" X 3/4" Imported Black MI Tee
1.34.12BMIT	1" X 3/4" X 1/2" Imported Black MI Tee
1.34.34BMIT	1" X 3/4" X 3/4" Imported Black MI Tee
1.114BMIT	1" X 1" X 1-1/4" Imported Black MI Tee
1.112BMIT	1" X 1" X 1-1/2" Imported Black MI Tee
1.12.1BMIT	1" X 1/2" X 1" Imported Black MI Tee
1.34.1BMIT	1" X 3/4" X 1" Imported Black MI Tee
114.12.1BMIT	1-1/4" X 1/2" X 1" Imported Black MI Tee
114.12.114BMIT	1-1/4" X 1/2" X 1-1/4" Imported Black MI Tee
114.34.34BMIT	1-1/4" X 3/4" X 3/4" Imported Black MI Tee
114.34.1BMIT	1-1/4" X 3/4" X 1" Imported Black MI Tee
114.34.114BMIT	1-1/4" X 3/4" X 1-1/4" Imported Black MI Tee
114.1.12BMIT	1-1/4" X 1" X 1/2" Imported Black MI Tee
114.1.34BMIT	1-1/4" X 1" X 3/4" Imported Black MI Tee
114.1.1BMIT	1-1/4" X 1" X 1" Imported Black MI Tee
114.1.114BMIT	1-1/4" X 1" X 1-1/4" Imported Black MI Tee
114.1.112BMIT	1-1/4" X 1-1/4" X 1-1/2" Imported Black MI Tee
114.1.12BMIT	1-1/4" X 1-1/4" X 1/2" Imported Black MI Tee
114.34BMIT	1-1/4" X 1-1/4" X 3/4" Imported Black MI Tee
112.12.112BMIT	1-1/2" X 1/2" X 1-1/2" Imported Black MI Tee

Reducing Tees (continued)	
34.12BMIT	3/4" X 3/4" X 1/2" Imported Black MI Tee
112.34.34BMIT	1-1/2" X 3/4" X 3/4" Imported Black MI Tee
112.34.112BMIT	1-1/2" X 3/4" X 1-1/2" Imported Black MI Tee
1.12BMIT	1" X 1" X 1/2" Imported Black MI Tee
1.34BMIT	1" X 1" X 3/4" Imported Black MI Tee
112.1.1BMIT	1-1/2" X 1" X 1" Imported Black MI Tee
112.1.114BMIT	1-1/2" X 1" X 1-1/4" Imported Black MI Tee
112.1.112BMIT	1-1/2" X 1" X 1-1/2" Imported Black MI Tee
112.114.34BMIT	1-1/2" X 1-1/4" X 3/4" Imported Black MI Tee
114.1BMIT	1-1/4" X 1-1/4" X 1" Imported Black MI Tee
112.1BMIT	1-1/2" X 1-1/2" X 1" Imported Black MI Tee
112.114.112BMIT	1-1/2" X 1-1/4" X 1-1/2" Imported Black MI Tee
112.114.1BMIT	1-1/2" X 1-1/4" X 1" Imported Black MI Tee
112.114.114BMIT	1-1/2" X 1-1/4" X 1-1/4" Imported Black MI Tee
112.12BMIT	1-1/2" X 1-1/2" X 1/2" Imported Black MI Tee
112.34BMIT	1-1/2" X 1-1/2" X 3/4" Imported Black MI Tee
112.114BMIT	1-1/2" X 1-1/2" X 1-1/4" Imported Black MI Tee
112.2BMIT	1-1/2" X 2" Imported Black MI Tee
2.12BMIT	2" X 2" X 1/2" Imported Black MI Tee
2.1BMIT	2" X 2" X 1" Imported Black MI Tee
2.112BMIT	2" X 2" X 1-1/2" Imported Black MI Tee
2.12.2BMIT	2" X 1/2" X 2" Imported Black MI Tee
2.34.2BMIT	2" X 3/4" X 2" Imported Black MI Tee
2.1.1BMIT	2" X 1" X 1" Imported Black MI Tee
2.1.2BMIT	2" X 1" X 2" Imported Black MI Tee
2.114.114BMIT	2" X 1-1/4" X 1-1/4" Imported Black MI Tee
2.114.112BMIT	2" X 1-1/4" X 1-1/2" Imported Black MI Tee
2.114.2BMIT	2" X 1-1/4" X 2" Imported Black MI Tee
2.112.1BMIT	2" X 1-1/2" X 1" Imported Black MI Tee
2.112.114BMIT	2" X 1-1/2" X 1-1/4" Imported Black MI Tee
2.112.112BMIT	2" X 1-1/2" X 1-1/2" Imported Black MI Tee
2.112.2BMIT	2" X 1-1/2" X 2" Imported Black MI Tee
2.34BMIT	2" X 2" X 3/4" Imported Black MI Tee
2.114BMIT	2" X 2" X 1-1/4" Imported Black MI Tee
212.34BMIT	2-1/2" X 2-1/2" X 3/4" Imported Black MI Tee
212.1BMIT	2-1/2" X 2-1/2" X 1" Imported Black MI Tee
212.114BMIT	2-1/2" X 2-1/2" X 1-1/4" Imported Black MI Tee
212.112BMIT	2-1/2" X 2-1/2" X 1-1/2" Imported Black MI Tee
212.2BMIT	2-1/2" X 2-1/2" X 2" Imported Black MI Tee
3.34BMIT	3" X 3" X 3/4" Imported Black MI Tee
3.1BMIT	3" X 3" X 1" Imported Black MI Tee
3.114BMIT	3" X 3" X 1-1/4" Imported Black MI Tee
3.112BMIT	3" X 3" X 1-1/2" Imported Black MI Tee
3.212BMIT	3" X 3" X 2-1/2" Imported Black MI Tee
4.2BMIT	4" X 4" X 2" Imported Black MI Tee



IMPORT MALLEABLE BLACK FITTINGS

Hex Bushings

38.18BCIB	3/8" X 1/8" Imported Black CI Hex Bushing
38.14BCIB	3/8" X 1/4" Imported Black CI Hex Bushing
12.18BCIB	1/2" X 1/8" Imported Black CI Hex Bushing
12.14BCIB	1/2" X 1/4" Imported Black CI Hex Bushing
12.38BCIB	1/2" X 3/8" Imported Black CI Hex Bushing
34.18BCIB	3/4" X 1/8" Imported Black CI Hex Bushing
34.14BCIB	3/4" X 1/4" Imported Black CI Hex Bushing
34.38BCIB	3/4" X 3/8" Imported Black CI Hex Bushing
34.12BCIB	3/4" X 1/2" Imported Black CI Hex Bushing
1.14BCIB	1" X 1/4" Imported Black CI Hex Bushing
1.38BCIB	1" X 3/8" Imported Black CI Hex Bushing
1.12BCIB	1" X 1/2" Imported Black CI Hex Bushing
1.34BCIB	1" X 3/4" Imported Black CI Hex Bushing
114.14BCIB	1-1/4" X 1/4" Imported Black CI Hex Bushing
114.38BCIB	1-1/4" X 3/8" Imported Black CI Hex Bushing
114.12BCIB	1-1/4" X 1/2" Imported Black CI Hex Bushing
114.34BCIB	1-1/4" X 3/4" Imported Black CI Hex Bushing
114.1BCIB	1-1/4" X 1" Imported Black CI Hex Bushing
112.14BCIB	1-1/2" X 1/4" Imported Black CI Hex Bushing
112.38BCIB	1-1/2" X 3/8" Imported Black CI Hex Bushing
112.12BCIB	1-1/2" X 1/2" Imported Black CI Hex Bushing
112.34BCIB	1-1/2" X 3/4" Imported Black CI Hex Bushing
112.1BCIB	1-1/2" X 1" Imported Black CI Hex Bushing
112.114BCIB	1-1/2" X 1-1/4" Imported Black CI Hex Bushing
2.12BCIB	2" X 1/2" Imported Black CI Hex Bushing
2.34BCIB	2" X 3/4" Imported Black CI Hex Bushing
2.1BCIB	2" X 1" Imported Black CI Hex Bushing
2.114BCIB	2" X 1-1/4" Imported Black CI Hex Bushing
2.112BCIB	2" X 1-1/2" Imported Black CI Hex Bushing
212.34BCIB	2-1/2" X 3/4" Imported Black CI Hex Bushing
212.1BCIB	2-1/2" X 1" Imported Black CI Hex Bushing
212.114BCIB	2-1/2" X 1-1/4" Imported Black CI Hex Bushing
212.112BCIB	2-1/2" X 1-1/2" Imported Black CI Hex Bushing
212.2BCIB	2-1/2" X 2" Imported Black CI Hex Bushing
3.1BCIB	3" X 1" Imported Black CI Hex Bushing
3.114BCIB	3" X 1-1/4" Imported Black CI Hex Bushing
3.112BCIB	3" X 1-1/2" Imported Black CI Hex Bushing
3.2BCIB	3" X 2" Imported Black CI Hex Bushing
3.212BCIB	3" X 2-1/2" Imported Black CI Hex Bushing
4.112BCIB	4" X 1-1/2" Imported Black CI Hex Bushing
4.2BCIB	4" X 2" Imported Black CI Hex Bushing
4.212BCIB	4" X 2-1/2" Imported Black CI Hex Bushing
4.3BCIB	4" X 3" Imported Black CI Hex Bushing

Square Plugs

18BCIP	1/8" Imported Black CI Square Head Plug
14BCIP	1/4" Imported Black CI Square Head Plug
38BCIP	3/8" Imported Black CI Square Head Plug
12BCIP	1/2" Imported Black CI Square Head Plug
34BCIP	3/4" Imported Black CI Square Head Plug
1BCIP	1" Imported Black CI Cored Square Head Plug
114BCIP	1-1/4" Imported Black CI Cored Square Head Plug
112BCIP	1-1/2" Imported Black CI Cored Square Head Plug
2BCIP	2" Imported Black CI Cored Square Head Plug
212BCIP	2-1/2" Imported Black CI Plug
3BCIP	3" Imported Black CI Plug
4BCIP	4" Imported Black CI Plug



90° Elbows

18DBMI90	1/8" Black MI 90 Elbow
14DBMI90	1/4" Black MI 90 Elbow
38DBMI90	3/8" Black MI 90 Elbow
12DBMI90	1/2" Black MI 90 Elbow
34DBMI90	3/4" Black MI 90 Elbow
1DBMI90	1" Black MI 90 Elbow
114DBMI90	1-1/4" Black MI 90 Elbow
112DBMI90	1-1/2" Black MI 90 Elbow
2DBMI90	2" Black MI 90 Elbow
212DBMI90	2-1/2" Black MI 90 Elbow
3DBMI90	3" Black MI 90 Elbow
4DBMI90	4" Black MI 90 Elbow

90° Street Elbows

18DBMIST90	1/8" Black MI St 90 Elbow
14DBMIST90	1/4" Black MI St 90 Elbow
38DBMIST90	3/8" Black MI St 90 Elbow
12DBMIST90	1/2" Black MI St 90 Elbow
34DBMIST90	3/4" Black MI St 90 Elbow
1DBMIST90	1" Black MI ST 90 Elbow
114DBMIST90	1-1/4" Black MI St 90 Elbow
112DBMIST90	1-1/2" Black MI St 90 Elbow
2DBMIST90	2" Black MI St 90 Elbow
212DBMSTI90	2-1/2" Black MI St 90 Elbow
3DBMIST90	3" Black MI St 90 Elbow
4DBMIST90	4" Black MI St 90 Elbow

90° Reducing Elbows

14.18DBMI90	1/4" X 1/8" Black MI 90 Elbow
3.2DBMI90	3" X 2" Black MI 90 Elbow
3.212DBMI90	3" X 2-1/2" Black MI 90 Elbow
12.14DBMI90	1/2" X 1/4" Black MI 90 Elbow
12.38DBMI90	1/2" X 3/8" Black MI 90 Elbow
34.12DBMI90	3/4" X 1/2" Black MI 90 Elbow
1.12DBMI90	1" X 1/2" Black MI 90 Elbow
1.34DBMI90	1" X 3/4" Black MI 90 Elbow
112.1DBMI90	1-1/2" X 1 Black MI 90 Elbow
114.12DBMI90	1-1/4" X 1/2" Black MI 90 Elbow
114.34DBMI90	1-1/4" X 3/4" Black MI 90 Elbow
114.1DBMI90	1-1/4" X 1" Black MI 90 Elbow
112.34DBMI90	1-1/2" X 3/4" Black MI 90 Elbow
112.114DBMI90	1-1/2" X 1-1/4" Black MI 90 Elbow
2.12DBMI90	2" X 1/2" Black MI 90 Elbow
2.34DBMI90	2" X 3/4" Black MI 90 Elbow
2.1BMI90	2" X 1" Black MI 90 Elbow

90° Reducing Elbows (continued)

2.114DBMI90	2" X 1-1/4" Black MI 90 Elbow
2.112DBMI90	2" X 1-1/2" Black MI 90 Elbow
212.2DBMI90	2-1/2" X 2" Black MI 90 Elbow

45° Elbow

18DBMI45	1/8" Black MI 45 Elbow
14DBMI45	1/4" Black MI 45 Elbow
38DBMI45	3/8" Black MI 45 Elbow
12DBMI45	1/2" Black MI 45 Elbow
34DBMI45	3/4" Black MI 45 Elbow
1DBMI45	1" Black MI 45 Elbow
114DBMI45	1-1/4" Black MI 45 Elbow
112DBMI45	1-1/2" Black MI 45 Elbow
2DBMI45	2" Black MI 45 Elbow
212DBMI45	2-1/2" Black MI 45 Elbow
3DBMI45	3" Black MI 45 Elbow
4DBMI45	4" Black MI 45 Elbow

45° Street Elbow

18DBMIST45	1/8" Black MI St 45 Elbow
14DBMIST45	1/4" Black MI St 45 Elbow
12DBMIST45	1/2" Black MI St 45 Elbow
34DBMIST45	3/4" Black MI St45 Elbow
1DBMIST45	1" Black MI St 45 Elbow
114DBMIST45	1-1/4" Black MI St 45 Elbow
112DBMIST45	1-1/2" Black MI St 45 Elbow
2DBMIST45	2" Black MI St 45 Elbow

Couplings

18DBMICOUP	1/8" Black MI Coupling
14DBMICOUP	1/4" Black MI Coupling
38DBMICOUP	3/8" Black MI Coupling
12DBMICOUP	1/2" Black MI Coupling
34DBMICOUP	3/4" Black MI Coupling
1DBMICOUP	1" Black MI Coupling
114DBMICOUP	1-1/4" Black MI Coupling
112DBMICOUP	1-1/2" Black MI Coupling
2DBMICOUP	2" Black MI Coupling
212DBMICOUP	2-1/2" Black MI Coupling
3DBMICOUP	3" Black MI Coupling
4DBMICOUP	4" Black MI Coupling



9

DOMESTIC MALLEABLE BLACK FITTINGS

Reducing Couplings

14.18DBMICOUP	1/4" X 1/8"	Black MI Coupling
38.18DBMICOUP	3/8" X 1/8"	Black MI Coupling
38.14DBMICOUP	3/8" X 1/4"	Black MI Coupling
12.18DBMICOUP	1/2" X 1/8"	Black MI Coupling
12.14DBMICOUP	1/2" X 1/4"	Black MI Coupling
12.38DBMICOUP	1/2" X 3/8"	Black MI Coupling
34.18DBMICOUP	3/4" X 1/8"	Black MI Coupling
34.14DBMICOUP	3/4" X 1/4"	Black MI Coupling
34.38DBMICOUP	3/4" X 3/8"	Black MI Coupling
34.12DBMICOUP	3/4" X 1/2"	Black MI Coupling
1.14DBMICOUP	1" X 1/4"	Black MI Coupling
1.38DBMICOUP	1" X 3/8"	Black MI Coupling
1.12DBMICOUP	1" X 1/2"	Black MI Coupling
1.34DBMICOUP	1" X 3/4"	Black MI Coupling
114.12DBMICOUP	1-1/4" X 1/2"	Black MI Coupling
114.34DBMICOUP	1-1/4" X 3/4"	Black MI Coupling
114.1DBMICOUP	1-1/4" X 1"	Black MI Coupling
112.12DBMICOUP	1-1/2" X 1/2"	Black MI Coupling
112.34DBMICOUP	1-1/2" X 3/4"	Black MI Coupling
112.1DBMICOUP	1-1/2" X 1"	Black MI Coupling
112.114DBMICOUP	1-1/2" X 1-1/4"	Black MI Coupling
2.12DBMICOUP	2" X 1/2"	Black MI Coupling
2.34DBMICOUP	2" X 3/4"	Black MI Coupling
2.1DBMICOUP	2" X 1"	Black MI Coupling
2.114DBMICOUP	2" X 1-1/4"	Black MI Coupling
2.112DBMICOUP	2" X 1-1/2"	Black MI Coupling
212.114DBMICOUP	2-1/2" X 1-1/4"	Black MI Coupling
212.112DBMICOUP	2-1/2" X 1-1/2"	Black MI Coupling
212.2DBMICOUP	2-1/2" X 2"	MI Coupling
3.1DBMICOUP	3" X 1"	Black MI Coupling
3.114DBMICOUP	3" X 1-1/4"	Black MI Coupling
3.112DBMICOUP	3" X 1-1/2"	Black MI Coupling
3.2DBMICOUP	3" X 2"	Black MI Coupling
3.212DBMICOUP	3" X 2-1/2"	Black MI Coupling
4.2DBMICOUP	4" X 2"	Black MI Coupling
4.212DBMICOUP	4" X 2-1/2"	Black MI Coupling
4.3DBMICOUP	4" X 3"	Black MI Coupling

Unions

18DBMIU	1/8"	Black MI 150# Union
14DBMIU	1/4"	Black MI 150# Union
38DBMIU	3/8"	Black MI 150# Union
12DBMIU	1/2"	Black MI 150# Union
34DBMIU	3/4"	Black MI 150# Union
1DBMIU	1"	Black MI 150# Union
114DBMIU	1-1/4"	Black MI 150# Union
112DBMIU	1-1/2"	Black MI 150# Union
2DBMIU	2"	Black MI 150# Union
212DBMIU	2-1/2"	Black MI 150# Union
3DBMIU	3"	Black MI 150# Union

Caps

38DBMICAP	3/8"	Black MI Cap
12DBMICAP	1/2"	Black MI Cap
34DBMICAP	3/4"	Black MI Cap
1DBMICAP	1"	Black MI Cap
114DBMICAP	1-1/4"	Black MI Cap
112DBMICAP	1-1/2"	Black MI Cap
2DBMICAP	2"	Black MI Cap
212DBMICAP	2-1/2"	Black MI Cap
3DBMICAP	3"	Black MI Cap
4DBMICAP	4"	Black MI Cap

Crosses

14DBMICROSS	1/4"	Black MI Cross
38DBMICROSS	3/8"	Black MI Cross
12DBMICROSS	1/2"	Black MI Cross
34DBMICROSS	3/4"	Black MI Cross
1DBMICROSS	1"	Black MI Cross
114DBMICROSS	1-1/4"	Black MI Cross
112DBMICROSS	1-1/2"	Black MI Cross
2DBMICROSS	2"	Black MI Cross



Tees

18DBMIT	1/8" Black MI Tee
14DBMIT	1/4" Black MI Tee
38DBMIT	3/8" Black MI Tee
12DBMIT	1/2" Black MI Tee
34DBMIT	3/4" Black MI Tee
1DBMIT	1" Black MI Tee
114DBMIT	1-1/4" Black MI Tee
112DBMIT	1-1/2" Black MI Tee
2DBMIT	2" Black MI Tee
212DBMIT	2-1/2" Black MI Tee
3DBMIT	3" Black MI Tee
4DBMIT	4" Black MI Tee

Reducing Tees

12.38DBMIT	1/2" X 1/2" X 3/8" Black MI Tee
12.14DBMIT	1/2" X 1/2" X 1/4" Black MI Tee
12.34DBMIT	1/2" X 1/2" X 3/4" Black MI Tee
12.1DBMIT	1/2" X 1/2" X 1" Black MI Tee
34.12.12DBMIT	3/4" X 1/2" X 1/2" Black MI Tee
34.12.34DBMIT	3/4" X 1/2" X 3/4" Black MI Tee
34.14DBMIT	3/4" X 3/4" X 1/4" Black MI Tee
34.1DBMIT	3/4" X 3/4" X 1" Black MI Tee
1.12.12DBMIT	1" X 1/2" X 1/2" Black MI Tee
1.12.34DBMIT	1" X 1/2" X 3/4" Black MI Tee
1.34.12DBMIT	1" X 3/4" X 1/2" Black MI Tee
1.34.34DBMIT	1" X 3/4" X 3/4" Black MI Tee
1.114DBMIT	1" X 1" X 1-1/4" Black MI Tee
1.112DBMIT	1" X 1" X 1-1/2" Black MI Tee
1.12.1DBMIT	1" X 1/2" X 1" Black MI Tee
1.34.1DBMIT	1" X 3/4" X 1" Black MI Tee
114.12.1DBMIT	1-1/4" X 1/2" X 1" Black MI Tee
114.12.114DBMIT	1-1/4" X 1/2" X 1-1/4" Black MI Tee
114.34.34DBMIT	1-1/4" X 3/4" X 3/4" Black MI Tee
114.34.1DBMIT	1-1/4" X 3/4" X 1" Black MI Tee
114.34.114DBMIT	1-1/4" X 3/4" X 1-1/4" Black MI Tee
114.1.12DBMIT	1-1/4" X 1" X 1/2" Black MI Tee
114.1.34DBMIT	1-1/4" X 1" X 3/4" Black MI Tee
114.1.1DBMIT	1-1/4" X 1" X 1" Black MI Tee
114.1.114DBMIT	1-1/4" X 1" X 1-1/4" Black MI Tee
114.1.112DBMIT	1-1/4" X 1-1/4" X 1-1/2" Black MI Tee
114.1.12DBMIT	1-1/4" X 1-1/4" X 1/2" Black MI Tee
114.34DBMIT	1-1/4" X 1-1/4" X 3/4" Black MI Tee
112.12.112DBMIT	1-1/2" X 1/2" X 1-1/2" Black MI Tee
34.12DBMIT	3/4" X 3/4" X 1/2" Black MI Tee
112.34.34DBMIT	1-1/2" X 3/4" X 3/4" Black MI Tee

Reducing Tees (continued)

112.34.112DBMIT	1-1/2" X 3/4" X 1-1/2" Black MI Tee
1.12DBMIT	1" X 1" X 1/2" Black MI Tee
1.34DBMIT	1" X 1" X 3/4" Black MI Tee
112.1.1DBMIT	1-1/2" X 1" X 1" Black MI Tee
112.1.114DBMIT	1-1/2" X 1" X 1-1/4" Black MI Tee
112.1.112DBMIT	1-1/2" X 1" X 1-1/2" Black MI Tee
112.114.34DBMIT	1-1/2" X 1-1/4" X 3/4" Black MI Tee
114.1DBMIT	1-1/4" X 1-1/4" X 1" Black MI Tee
112.1DBMIT	1-1/2" X 1-1/2" X 1" Black MI Tee
112.114.112DBMIT	1-1/2" X 1-1/4" X 1-1/2" Black MI Tee
112.114.1DBMIT	1-1/2" X 1-1/4" X 1" Black MI Tee
112.114.114DBMIT	1-1/2" X 1-1/4" X 1-1/4" Black MI Tee
112.12DBMIT	1-1/2" X 1-1/2" X 1/2" Black MI Tee
112.34DBMIT	1-1/2" X 1-1/2" X 3/4" Black MI Tee
112.114DBMIT	1-1/2" X 1-1/2" X 1-1/4" Black MI Tee
112.2DBMIT	1-1/2" X 2" Black MI Tee
2.12DBMIT	2" X 2" X 1/2" Black MI Tee
2.1DBMIT	2" X 2" X 1" Black MI Tee
2.112DBMIT	2" X 2" X 1-1/2" Black MI Tee
2.12.2DBMIT	2" X 1/2" X 2" Black MI Tee
2.34.2DBMIT	2" X 3/4" X 2" Black MI Tee
2.1.1DBMIT	2" X 1" X 1" Black MI Tee
2.1.2DBMIT	2" X 1" X 2" Black MI Tee
2.114.114DBMIT	2" X 1-1/4" X 1-1/4" Black MI Tee
2.114.112DBMIT	2" X 1-1/4" X 1-1/2" Black MI Tee
2.114.2DBMIT	2" X 1-1/4" X 2" Black MI Tee
2.112.1DBMIT	2" X 1-1/2" X 1" Black MI Tee
2.112.114DBMIT	2" X 1-1/2" X 1-1/4" Black MI Tee
2.112.112DBMIT	2" X 1-1/2" X 1-1/2" Black MI Tee
2.112.2DBMIT	2" X 1-1/2" X 2" Black MI Tee
2.34DBMIT	2" X 2" X 3/4" Black MI Tee
2.114DBMIT	2" X 2" X 1-1/4" Black MI Tee
212.34DBMIT	2-1/2" X 2-1/2" X 3/4" Black MI Tee
212.1DBMIT	2-1/2" X 2-1/2" X 1" Black MI Tee
212.114DBMIT	2-1/2" X 2-1/2" X 1-1/4" Black MI Tee
212.112DBMIT	2-1/2" X 2-1/2" X 1-1/2" Black MI Tee
212.2DBMIT	2-1/2" X 2-1/2" X 2" Black MI Tee
3.34DBMIT	3" X 3" X 3/4" Black MI Tee
3.1DBMIT	3" X 3" X 1" Black MI Tee
3.114DBMIT	3" X 3" X 1-1/4" Black MI Tee
3.112DBMIT	3" X 3" X 1-1/2" Black MI Tee
3.212DBMIT	3" X 3" X 2-1/2" Black MI Tee
4.2DBMIT	4" X 4" X 2" Black MI Tee
4.3DBMIT	4" X 4" X 3" Black MI Tee



9

DOMESTIC MALLEABLE BLACK FITTINGS

Hex Bushings

38.18DBCIB	3/8" X 1/8" Black CI Hex Bushing
38.14DBCIB	3/8" X 1/4" Black CI Hex Bushing
12.18DBCIB	1/2" X 1/8" Black CI Hex Bushing
12.14DBCIB	1/2" X 1/4" Black CI Hex Bushing
12.38DBCIB	1/2" X 3/8" Black CI Hex Bushing
34.18DBCIB	3/4" X 1/8" Black CI Hex Bushing
34.14DBCIB	3/4" X 1/4" Black CI Hex Bushing
34.38DBCIB	3/4" X 3/8" Black CI Hex Bushing
34.12DBCIB	3/4" X 1/2" Black CI Hex Bushing
1.14DBCIB	1" X 1/4" Black CI Hex Bushing
1.38DBCIB	1" X 3/8" Black CI Hex Bushing
1.12DBCIB	1" X 1/2" Black CI Hex Bushing
1.34DBCIB	1" X 3/4" Black CI Hex Bushing
114.14DBCIB	1-1/4" X 1/4" Black CI Hex Bushing
114.38DBCIB	1-1/4" X 3/8" Black CI Hex Bushing
114.12DBCIB	1-1/4" X 1/2" Black CI Hex Bushing
114.34DBCIB	1-1/4" X 3/4" Black CI Hex Bushing
114.1DBCIB	1-1/4" X 1" Black CI Hex Bushing
112.14DBCIB	1-1/2" X 1/4" Black CI Hex Bushing
112.38DBCIB	1-1/2" X 3/8" Black CI Hex Bushing
112.12DBCIB	1-1/2" X 1/2" Black CI Hex Bushing
112.34DBCIB	1-1/2" X 3/4" Black CI Hex Bushing
112.1DBCIB	1-1/2" X 1" Black CI Hex Bushing
112.114DBCIB	1-1/2" X 1-1/4" Black CI Hex Bushing
2.12DBCIB	2" X 1/2" Black CI Hex Bushing
2.34DBCIB	2" X 3/4" Black CI Hex Bushing
2.1DBCIB	2" X 1" Black CI Hex Bushing
2.114DBCIB	2" X 1-1/4" Black CI Hex Bushing
2.112DBCIB	2" X 1-1/2" Black CI Hex Bushing
212.34DBCIB	2-1/2" X 3/4" Black CI Hex Bushing
212.1DBCIB	2-1/2" X 1" Black CI Hex Bushing
212.114DBCIB	2-1/2" X 1-1/4" Black CI Hex Bushing
212.112DBCIB	2-1/2" X 1-1/2" Black CI Hex Bushing
212.2DBCIB	2-1/2" X 2" Black CI Hex Bushing
3.1DBCIB	3" X 1" Black CI Hex Bushing
3.114DBCIB	3" X 1-1/4" Black CI Hex Bushing
3.112DBCIB	3" X 1-1/2" Black CI Hex Bushing
3.2DBCIB	3" X 2" Black CI Hex Bushing
3.212DBCIB	3" X 2-1/2" Black CI Hex Bushing
4.112DBCIB	4" X 1-1/2" Black CI Hex Bushing
4.2DBCIB	4" X 2" Black CI Hex Bushing
4.212DBCIB	4" X 2-1/2" Black CI Hex Bushing
4.3DBCIB	4" X 3" Black CI Hex Bushing

Square Plugs

18DBCIP	1/8" Black CI Square Head Plug
14DBCIP	1/4" Black CI Square Head Plug
38DBCIP	3/8" Black CI Square Head Plug
12DBCIP	1/2" Black CI Square Head Plug
34DBCIP	3/4" Black CI Square Head Plug
1DBCIP	1" Black CI Cored Square Head Plug
114DBCIP	1-1/4" Black CI Cored Square Head Plug
112DBCIP	1-1/2" Black CI Cored Square Head Plug
2DBCIP	2" Black CI Cored Square Head Plug
212DBCIP	2-1/2" Black CI Plug
3DBCIP	3" Black CI Plug
4DBCIP	4" Black CI Plug

90° Elbows - Sweat

18FS9SW	1/8" 3000# Forged Steel S/W 90 Elbow
14FS9SW	1/4" 3000# Forged Steel S/W 90 Elbow
38FS9SW	3/8" 3000# Forged Steel S/W 90 Elbow
12FS9SW	1/2" 3000# Forged Steel S/W 90 Elbow
34FS9SW	3/4" 3000# Forged Steel S/W 90 Elbow
1FS9SW	1" 3000# Forged Steel S/W 90 Elbow
114FS9SW	1-1/4" 3000# Forged Steel S/W 90 Elbow
112FS9SW	1-1/2" 3000# Forged Steel S/W 90 Elbow
2FS9SW	2" 3000# Forged Steel S/W 90 Elbow
212FS9SW	2-1/2" 3000# Forged Steel S/W 90 Elbow
3FS9SW	3" 3000# Forged Steel S/W 90 Elbow
4FS9SW	4" 3000# Forged Steel S/W 90 Elbow

90° Elbows - Threaded

18FS9	1/8" 3000# Forged Steel Threaded 90 Elbow
14FS9	1/4" 3000# Forged Steel Threaded 90 Elbow
38FS9	3/8" 3000# Forged Steel Threaded 90 Elbow
12FS9	1/2" 3000# Forged Steel Threaded 90 Elbow
34FS9	3/4" 3000# Forged Steel Threaded 90 Elbow
1FS9	1" 3000# Forged Steel Threaded 90 Elbow
114FS9	1-1/4" 3000# Forged Steel Threaded 90 Elbow
112FS9	1-1/2" 3000# Forged Steel Threaded 90 Elbow
2FS9	2" 3000# Forged Steel Threaded 90 Elbow
212FS9	2-1/2" 3000# Forged Steel Threaded 90 Elbow
3FS9	3" 3000# Forged Steel Threaded 90 Elbow
4FS9	4" 3000# Forged Steel Threaded 90 Elbow

90° Street Elbows - Threaded

14FS9ST	1/4" 3000# Forged Steel Threaded ST 90 Elbow
38FS9ST	3/8" 3000# Forged Steel Threaded ST 90 Elbow
12FS9ST	1/2" 3000# Forged Steel Threaded ST 90 Elbow
34FS9ST	3/4" 3000# Forged Steel Threaded ST 90 Elbow
1FS9ST	1" 3000# Forged Steel Threaded ST 90 Elbow
114FS9ST	1-1/4" 3000# FS Threaded ST 90 Elbow
112FS9ST	1-1/2" 3000# FS Threaded ST 90 Elbow
2FS9ST	2" 3000# Forged Steel Threaded ST 90 Elbow

45° Elbows - Sweat

18FS4SW	1/8" 3000# Forged Steel S/W 45 Elbow
14FS4SW	1/4" 3000# Forged Steel S/W 45 Elbow
38FS4SW	3/8" 3000# Forged Steel S/W 45 Elbow
12FS4SW	1/2" 3000# Forged Steel S/W 45 Elbow
34FS4SW	3/4" 3000# Forged Steel S/W 45 Elbow
1FS4SW	1" 3000# Forged Steel S/W 45 Elbow
114FS4SW	1-1/4" 3000# Forged Steel S/W 45 Elbow
112FS4SW	1-1/2" 3000# Forged Steel S/W 45 Elbow
2FS4SW	2" 3000# Forged Steel S/W 45 Elbow
212FS4SW	2-1/2" 3000# Forged Steel S/W 45 Elbow
3FS4SW	3" 3000# Forged Steel S/W 45 Elbow

45° Elbows - Threaded

18FS4	1/8" 3000# Forged Steel Threaded 45 Elbow
14FS4	1/4" 3000# Forged Steel Threaded 45 Elbow
38FS4	3/8" 3000# Forged Steel Threaded 45 Elbow
12FS4	1/2" 3000# Forged Steel Threaded 45 Elbow
34FS4	3/4" 3000# Forged Steel Threaded 45 Elbow
1FS4	1" 3000# Forged Steel Threaded 45 Elbow
114FS4	1-1/4" 3000# Forged Steel Threaded 45 Elbow
112FS4	1-1/2" 3000# Forged Steel Threaded 45 Elbow
2FS4	2" 3000# Forged Steel Threaded 45 Elbow
212FS4	2-1/2" 3000# Forged Steel Threaded 45 Elbow
3FS4	3" 3000# Forged Steel Threaded 45 Elbow
4FS4	4" 3000# Forged Steel Threaded 45 Elbow

Caps - Threaded

18FSCAP	1/8" 3000# Forged Steel Threaded Cap
14FSCAP	1/4" 3000# Forged Steel Threaded Cap
38FSCAP	3/8" 3000# Forged Steel Threaded Cap
12FSCAP	1/2" 3000# Forged Steel Threaded Cap
34FSCAP	3/4" 3000# Forged Steel Threaded Cap
1FSCAP	1" 3000# Forged Steel Threaded Cap
114FSCAP	1-1/4" 3000# Forged Steel Threaded Cap
112FSCAP	1-1/2" 3000# Forged Steel Threaded Cap
2FSCAP	2" 3000# Forged Steel Threaded Cap
212FSCAP	2-1/2" 3000# Forged Steel Threaded Cap
3FSCAP	3" 3000# Forged Steel Threaded Cap
4FSCAP	4" 3000# Forged Steel Threaded Cap



10

FORGED STEEL FITTINGS

Caps - Sweat

18FSCAPSW	1/8" 3000# Forged Steel S/W Cap
14FSCAPSW	1/4" 3000# Forged Steel S/W Cap
38FSCAPSW	3/8" 3000# Forged Steel S/W Cap
12FSCAPSW	1/2" 3000# Forged Steel S/W Cap
34FSCAPSW	3/4" 3000# Forged Steel S/W Cap
1FSCAPSW	1" 3000# Forged Steel S/W Cap
114FSCAPSW	1-1/4" 3000# Forged Steel S/W Cap
112FSCAPSW	1-1/2" 3000# Forged Steel S/W Cap
2FSCAPSW	2" 3000# Forged Steel S/W Cap
212FSCAPSW	2-1/2" 3000# Forged Steel S/W Cap
3FSCAPSW	3" 3000# Forged Steel S/W Cap
4FSCAPSW	4" 3000# Forged Steel S/W Cap

Couplings - Sweat

18FSCSW	1/8" 3000# Forged Steel S/W Coupling
14FSCSW	1/4" 3000# Forged Steel S/W Coupling
38FSCSW	3/8" 3000# Forged Steel S/W Coupling
12FSCSW	1/2" 3000# Forged Steel S/W Coupling
34FSCSW	3/4" 3000# Forged Steel S/W Coupling
1FSCSW	1" 3000# Forged Steel S/W Coupling
114FSCSW	1-1/4" 3000# Forged Steel S/W Coupling
112FSCSW	1-1/2" 3000# Forged Steel S/W Coupling
2FSCSW	2" 3000# Forged Steel S/W Coupling
212FSCSW	2-1/2" 3000# Forged Steel S/W Coupling
3FSCSW	3" 3000# Forged Steel S/W Coupling
4FSCSW	4" 3000# Forged Steel S/W Coupling

Couplings - Threaded

18FSC	1/8" 3000# Forged Steel Threaded Coupling
14FSC	1/4" 3000# Forged Steel Threaded Coupling
38FSC	3/8" 3000# Forged Steel Threaded Coupling
12FSC	1/2" 3000# Forged Steel Threaded Coupling
34FSC	3/4" 3000# Forged Steel Threaded Coupling
1FSC	1" 3000# Forged Steel Threaded Coupling
114FSC	1-1/4" 3000# FS Threaded Coupling
112FSC	1-1/2" 3000# FS Threaded Coupling
2FSC	2" 3000# Forged Steel Threaded Coupling
212FSC	2-1/2" 3000# FS Threaded Coupling
3FSC	3" 3000# Forged Steel Threaded Coupling
4FSC	4" 3000# Forged Steel Threaded Coupling

Red Couplings - Sweat

34.12FSCSW	3/4" X 1/2" 3000# FS S/W Red Coupling
1.38FSSWCOUP	1" X 3/8" 3000# FS S/W Red Coupling
1.12FSCSW	1" X 1/2" 3000# FS S/W Red Coupling
114.12FSSWCOUP	1-1/4" X 1/2" 3000# FS S/W Red Coupling
114.34FSSWCOUP	1-1/4" X 3/4" 3000# FS S/W Red Coupling
114.1FSCSW	1-1/4" X 1" 3000# FS S/W Red Coupling
112.12FSCSW	1-1/2" X 1/2" 3000# FS S/W Red Coupling
112.34FSCSW	1-1/2" X 3/4" 3000# FS S/W Red Coupling
112.1FSCSW	1-1/2" X 1" 3000# FS S/W Red Coupling
112.114FSCOUPSW	1-1/2" X 1-1/4" 3000# FS S/W Red Coupling
2.34FSCSW	2" X 3/4" 3000# FS S/W Red Coupling
2.1FSCSW	2" X 1" 3000# FS S/W Red Coupling
2.114FSSWCOUP	2" X 1-1/4" 3000# FS S/W Red Coupling
2.112FSCSW	2" X 1-1/2" 3000# FS S/W Red Coupling
212.2FSCSW	2-1/2" X 2" 3000# FS S/W Red Coupling

Red Couplings - Threaded

34.38FSCOUP	3/4" X 3/8" 3000# FS Threaded Red Coupling
34.12FSC	3/4" X 1/2" 3000# FS Threaded Red Coupling
1.12FSC	1" X 1/2" 3000# FS Threaded Red Coupling
1.34FSC	1" X 3/4" 3000# FS Threaded Red Coupling
114.12FSCOUP	1-1/4" X 1/2" 3000# FS Threaded Red Coupling
114.34FSC	1-1/4" X 3/4" 3000# FS Threaded Red Coupling
114.1FSC	1-1/4" X 1" 3000# FS Threaded Red Coupling
112.12FSCOUP	1-1/2" X 1/2" 3000# FS Threaded Red Coupling
112.34FSC	1-1/2" X 3/4" 3000# FS Threaded Red Coupling
112.1FSC	1-1/2" X 1" 3000# FS Threaded Red Coupling
112.114FSC	1-1/2" X 1-1/4" 3000# FS Threaded Red Coupling
2.34FSC	2" X 3/4" 3000# FS Threaded Red Coupling
2.1FSC	2" X 1" Forged Steel Threaded Red Coupling
2.114FSC	2" X 1-1/4" FS Threaded Red Coupling
2.112FSC	2" X 1-1/2" FS Threaded Red Coupling
212.2FSC	2-1/2" X 2" FS Threaded Red Coupling
3.1FSCOUP	3" X 1" 3000# FS Threaded Red Coupling
3.2FSCOUP	3" X 2" 3000# FS Threaded Red Coupling

Half Couplings - Sweat

12FSC12SW	1/2" 3000# Forged Steel S/W Half Coupling
34FSC12SW	3/4" 3000# Forged Steel S/W Half Coupling
1FSC12SW	1" 3000# Forged Steel S/W Half Coupling
2FSC12SW	2" 3000# Forged Steel S/W Half Coupling
212FSC12SW	2-1/2" 3000# Forged Steel S/W Half Coupling



Half Couplings - Threaded

18FSC12	1/8" 3000# Forged Steel Threaded Half Coupling
14FSC12	1/4" 3000# Forged Steel Threaded Half Coupling
38FSC12	3/8" 3000# Forged Steel Threaded Half Coupling
12FSC12	1/2" 3000# Forged Steel Threaded Half Coupling
34FSC12	3/4" 3000# Forged Steel Threaded Half Coupling
1FSC12	1" 3000# Forged Steel Threaded Half Coupling
114FSC12	1-1/4" 3000# FS Threaded Half Coupling
112FSC12	1-1/2" 3000# FS Threaded Half Coupling
2FSC12	2" 3000# Forged Steel Threaded Half Coupling
212FSC12	2-1/2" 3000# FS Threaded Half Coupling
3FSC12	3" 3000# Forged Steel Threaded Half Coupling
4FSC12	4" 3000# Forged Steel Threaded Half Coupling

Tees - Sweat

18FSTSW	1/8" 3000# Forged Steel S/W Tee
14FSTSW	1/4" 3000# Forged Steel S/W Tee
38FSTSW	3/8" 3000# Forged Steel S/W Tee
12FSTSW	1/2" 3000# Forged Steel S/W Tee
34FSTSW	3/4" 3000# Forged Steel S/W Tee
1FSTSW	1" 3000# Forged Steel S/W Tee
114FSTSW	1-1/4" 3000# Forged Steel S/W Tee
112FSTSW	1-1/2" 3000# Forged Steel S/W Tee
2FSTSW	2" 3000# Forged Steel S/W Tee
212FSTSW	2-1/2" 3000# Forged Steel S/W Tee
3FSTSW	3" 3000# Forged Steel S/W Tee
4FSSWT	4" 3000# Forged Steel S/W Tee

Tees - Threaded

18FST	1/8" 3000# Forged Steel Threaded Tee
14FST	1/4" 3000# Forged Steel Threaded Tee
38FST	3/8" 3000# Forged Steel Threaded Tee
12FST	1/2" 3000# Forged Steel Threaded Tee
34FST	3/4" 3000# Forged Steel Threaded Tee
1FST	1" 3000# Forged Steel Threaded Tee
114FST	1-1/4" 3000# Forged Steel Threaded Tee
112FST	1-1/2" 3000# Forged Steel Threaded Tee
2FST	2" 3000# Forged Steel Threaded Tee
212FST	2-1/2" 3000# Forged Steel Threaded Tee
3FST	3" 3000# Forged Steel Threaded Tee
4FST	4" 3000# Forged Steel Threaded Tee

Unions - Sweat

18FSUSW	1/8" 3000# Forged Steel S/W Union
14FSUSW	1/4" 3000# Forged Steel S/W Union
38FSUSW	3/8" 3000# Forged Steel S/W Union
12FSUSW	1/2" 3000# Forged Steel S/W Union
34FSUSW	3/4" 3000# Forged Steel S/W Union
1FSUSW	1" 3000# Forged Steel S/W Union
114FSUSW	1-1/4" 3000# Forged Steel S/W Union
112FSUSW	1-1/2" 3000# Forged Steel S/W Union
2FSUSW	2" 3000# Forged Steel S/W Union
212FSUSW	2-1/2" 3000# Forged Steel S/W Union
3FSUSW	3" 3000# Forged Steel S/W Union

Unions - Threaded

18FSU	1/8" 3000# Forged Steel Threaded Union
14FSU	1/4" 3000# Forged Steel Threaded Union
38FSU	3/8" 3000# Forged Steel Threaded Union
12FSU	1/2" 3000# Forged Steel Threaded Union
34FSU	3/4" 3000# Forged Steel Threaded Union
1FSU	1" 3000# Forged Steel Threaded Union
112FSU	1-1/2" 3000# Forged Steel Threaded Union
114FSU	1-1/4" 3000# Forged Steel Threaded Union
2FSU	2" 3000# Forged Steel Threaded Union
212FSU	2-1/2" 3000# Forged Steel Threaded Union
3FSU	3" 3000# Forged Steel Threaded Union

Square Head Plugs

18FSP	1/8" Forged Steel Square Head Plug
14FSP	1/4" Forged Steel Square Head Plug
38FSP	3/8" Forged Steel Square Head Plug
12FSP	1/2" Forged Steel Square Head Plug
34FSP	3/4" Forged Steel Square Head Plug
1FSP	1" Forged Steel Square Head Plug
114FSP	1-1/4" Forged Steel Square Head Plug
112FSP	1-1/2" Forged Steel Square Head Plug
2FSP	2" Forged Steel Square Head Plug
212FSP	2-1/2" Forged Steel Square Head Plug
3FSP	3" Forged Steel Square Head Plug
4FSPLG	4" Forged Steel Square Head Plug



10

FORGED STEEL FITTINGS

Inserts - Sweat

12.14FSIN	1/2" X 1/4" 3000# Forged Steel S/W Insert
34.14FSINS	3/4" X 1/4" 3000# Forged Steel S/W Insert
34.38FSIN	3/4" X 3/8" 3000# Forged Steel S/W Insert
34.12FSIN	3/4" X 1/2" 3000# Forged Steel S/W Insert
1.38FSIN	1" X 3/8" 3000# Forged Steel S/W Insert
1.12FSIN	1" X 1/2" 3000# Forged Steel S/W Insert
1.34FSIN	1" X 3/4" 3000# Forged Steel S/W Insert
114.12FSIN	1-1/4" X 1/2" 3000# Forged Steel S/W Insert
114.34FSIN	1-1/4" X 3/4" 3000# Forged Steel S/W Insert
114.1FSIN	1-1/4" X 1" 3000# Forged Steel S/W Insert
112.12FSIN	1-1/2" X 1/2" 3000# Forged Steel S/W Insert
112.34FSIN	1-1/2" X 3/4" 3000# Forged Steel S/W Insert
112.1FSIN	1-1/2" X 1" 3000# Forged Steel S/W Insert
112.114FSIN	1-1/2" X 1-1/4" 3000# Forged Steel S/W Insert
2.12FSIN	2" X 1/2" 3000# Forged Steel S/W Insert
2.34FSIN	2" X 3/4" 3000# Forged Steel S/W Insert
2.1FSIN	2" X 1" 3000# Forged Steel S/W Insert
2.114FSIN	2" X 1-1/4" 3000# Forged Steel S/W Insert
2.112FSIN	2" X 1-1/2" 3000# Forged Steel S/W Insert
212.1FSIN	2-1/2" X 1" 3000# Forged Steel S/W Insert
3.2FSIN	3" X 2" 3000# Forged Steel S/W Insert

Crosses - Threaded

1FSCRS	1" 3000# Forged Steel Threaded Cross
114FSCRS	1-1/4" 3000# Forged Steel Threaded Cross
2FSCRS	2" 3000# Forged Steel Threaded Cross

Hex Plugs

18FSHP	1/8" Forged Steel Hex Plug
14FSHP	1/4" Forged Steel Hex Plug
38FSHP	3/8" Forged Steel Hex Plug
12FSHP	1/2" Forged Steel Hex Plug
34FSHP	3/4" Forged Steel Hex Plug
1FSHP	1" Forged Steel Hex Plug
114FSHP	1-1/4" Forged Steel Hex Plug
112FSHP	1-1/2" Forged Steel Hex Plug
2FSHP	2" Forged Steel Hex Plug

Hex Bushings

14.18FSB	1/4" X 1/8" Forged Steel Hex Bushing
38.18FSB	3/8" X 1/8" Forged Steel Hex Bushing
38.14FSB	3/8" X 1/4" Forged Steel Hex Bushing
12.18FSB	1/2" X 1/8" Forged Steel Hex Bushing
12.14FSB	1/2" X 1/4" Forged Steel Hex Bushing
12.38FSB	1/2" X 3/8" Forged Steel Hex Bushing
34.18FSB	3/4" X 1/8" Forged Steel Hex Bushing
34.14FSB	3/4" X 1/4" Forged Steel Hex Bushing
34.38FSB	3/4" X 3/8" Forged Steel Hex Bushing
34.12FSB	3/4" X 1/2" Forged Steel Hex Bushing
1.18FSB	1" X 1/8" Forged Steel Hex Bushing
1.14FSB	1" X 1/4" Forged Steel Hex Bushing
1.38FSB	1" X 3/8" Forged Steel Hex Bushing
1.12FSB	1" X 1/2" Forged Steel Hex Bushing
1.34FSB	1" X 3/4" Forged Steel Hex Bushing
114.38FSB	1-1/4" X 3/8" Forged Steel Hex Bushing
114.12FSB	1-1/4" X 1/2" Forged Steel Hex Bushing
114.34FSB	1-1/4" X 3/4" Forged Steel Hex Bushing
114.1FSB	1-1/4" X 1" Forged Steel Hex Bushing
112.18FSTHDBUSH	1-1/2" X 1/8" Forged Steel Hex Bushing
112.14FSTHDBUSH	1-1/2" X 1/4" Forged Steel Hex Bushing
112.12FSB	1-1/2" X 1/2" Forged Steel Hex Bushing
112.34FSB	1-1/2" X 3/4" Forged Steel Hex Bushing
112.1FSB	1-1/2" X 1" Forged Steel Hex Bushing
112.114FSB	1-1/2" X 1-1/4" Forged Steel Hex Bushing
2.14FSTHDBUSH	2" X 1/4" Forged Steel Hex Bushing
2.12FSB	2" X 1/2" Forged Steel Hex Bushing
2.34FSB	2" X 3/4" Forged Steel Hex Bushing
2.1FSB	2" X 1" Forged Steel Hex Bushing
2.114FSB	2" X 1-1/4" Forged Steel Hex Bushing
2.112FSB	2" X 1-1/2" Forged Steel Hex Bushing
212.34FSB	2-1/2" X 3/4" Forged Steel Hex Bushing
212.1THDBUSH	2-1/2" X 1" Forged Steel Hex Bushing
212.114FSB	2-1/2" X 1-1/4" Forged Steel Hex Bushing
212.112FSB	2-1/2" X 1-1/2" Forged Steel Hex Bushing
212.2FSB	2-1/2" X 2" Forged Steel Hex Bushing
3.1FSB	3" X 1" Forged Steel Hex Bushing
3.114FSB	3" X 1-1/4" Forged Steel Hex Bushing
3.112FSB	3" X 1-1/2" Forged Steel Hex Bushing
3.2FSB	3" X 2" Forged Steel Hex Bushing
3.212FSB	3" X 2-1/2" Forged Steel Hex Bushing
4.212FSTHDBUSH	4" X 2-1/2" Forged Steel Hex Bushing
4.3FSB	4" X 3" Forged Steel Hex Bushing

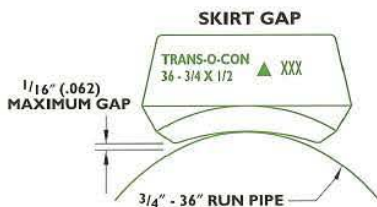


INDUSTRY STANDARD CONSOLIDATION STRAIGHT BORE BRANCH CONNECTIONS

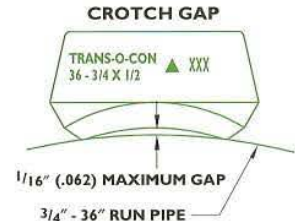
PIPE SIZES	BUTT-WELD (STD)											OUTLET SIZE - INCHES												
	1/4"	3/8"	1/2"	3/4"	1"	1 1/4"	1 1/2"	2"	2 1/2"	3"	4"	6"	1/4"	3/8"	1/2"	3/4"	1"	1 1/4"	1 1/2"	2"	2 1/2"	3"	4"	6"
PIPE SIZES	36 - 3/8"	36 - 3/4"	36 - 1 1/4"	36 - 2 1/2"	36 - 2"	36 - 8"	36 - 4"	36 - 8"	36 - 12"	36 - 16"	36 - 22"	42 - 36"	36 - 1/4"	36 - 1/2"	36 - 1"	36 - 2"	36 - 2"	36 - 6"	36 - 4"	36 - 8"	36 - 12"	36 - 16"	36 - 22"	42 - 36"
	1/4"	1/2 - 3/8"	1 - 1/2"	2 - 3/4"	3 1/2" - 1 1/4"	6 - 2 1/2"	3 1/2" - 2"	6 - 3 1/2"	10 - 5"	14 - 8"	20 - 12"	34 - 26"	3/8"	3/4" - 1/2"	1 1/2" - 3/4"	3" - 1 1/4"	5 - 2 1/2"	3 1/2" - 2"	6 - 3 1/2"	10 - 5"	14 - 8"	20 - 12"	34 - 26"	
PIPE SIZES	1/4"	3/8"	1/2"	3/4"	1"	1 1/4"	1 1/2"	2"	2 1/2"	3"	4"	6"	1/4"	3/8"	1/2"	3/4"	1"	1 1/4"	1 1/2"	2"	2 1/2"	3"	4"	6"
	36 - 3/8"	36 - 3/4"	36 - 1 1/4"	36 - 2 1/2"	36 - 2"	36 - 4"	36 - 6"	36 - 8"	36 - 10"	36 - 16"	36 - 22"	42 - 36"	1/4"	1/2 - 3/8"	1/2"	1 1/4 - 3/4"	2 1/2 - 1 1/4"	3 1/2 - 2"	5 - 3"	6 - 4"	8 - 6"	14 - 8"	20 - 12"	34 - 26"
PIPE SIZES	1/4"	3/8"	1/2"	3/4"	1"	1 1/4"	1 1/2"	2"	2 1/2"	3"	4"	6"	1/4"	3/8"	1/2"	3/4"	1"	1 1/4"	1 1/2"	2"	2 1/2"	3"	4"	6"
	36 - 3/8"	36 - 3/4"	36 - 1 1/4"	36 - 2 1/2"	36 - 3"	36 - 4"	36 - 6"	36 - 8"	36 - 10"	36 - 16"	36 - 22"	42 - 36"	1/4"	1/2 - 3/8"	1/2"	1 1/4 - 3/4"	2 1/2 - 1 1/4"	3 1/2 - 2"	5 - 3"	6 - 4"	8 - 6"	14 - 8"	20 - 12"	34 - 26"
PIPE SIZES	1/4"	3/8"	1/2"	3/4"	1"	1 1/4"	1 1/2"	2"	2 1/2"	3"	4"	6"	1/4"	3/8"	1/2"	3/4"	1"	1 1/4"	1 1/2"	2"	2 1/2"	3"	4"	6"
	36 - 3/8"	36 - 3/4"	36 - 1 1/4"	36 - 2 1/2"	36 - 3"	36 - 4"	36 - 6"	36 - 8"	36 - 10"	36 - 16"	36 - 22"	42 - 36"	1/4"	1/2 - 3/8"	1/2"	1 1/4 - 3/4"	2 1/2 - 1 1/4"	3 1/2 - 2"	5 - 3"	6 - 4"	8 - 6"	14 - 8"	20 - 12"	34 - 26"
PIPE SIZES	1/4"	3/8"	1/2"	3/4"	1"	1 1/4"	1 1/2"	2"	2 1/2"	3"	4"	6"	1/4"	3/8"	1/2"	3/4"	1"	1 1/4"	1 1/2"	2"	2 1/2"	3"	4"	6"
	36 - 3/8"	36 - 3/4"	36 - 1 1/4"	36 - 2 1/2"	36 - 3"	36 - 4"	36 - 6"	36 - 8"	36 - 10"	36 - 16"	36 - 22"	42 - 36"	1/4"	1/2 - 3/8"	1/2"	1 1/4 - 3/4"	2 1/2 - 1 1/4"	3 1/2 - 2"	5 - 3"	6 - 4"	8 - 6"	14 - 8"	20 - 12"	34 - 26"
PIPE SIZES	1/4"	3/8"	1/2"	3/4"	1"	1 1/4"	1 1/2"	2"	2 1/2"	3"	4"	6"	1/4"	3/8"	1/2"	3/4"	1"	1 1/4"	1 1/2"	2"	2 1/2"	3"	4"	6"
	36 - 1/2"	36 - 1 1/4"	36 - 3/4"	36 - 1 1/2"	36 - 3"	36 - 4"	36 - 6"	36 - 8"	36 - 10"	36 - 16"	36 - 22"	42 - 36"	3/8 - 1/4"	1 - 3/8"	1/2"	1 1/4 - 3/4"	2 1/2 - 1 1/4"	3 1/2 - 2"	5 - 3"	6 - 4"	8 - 6"	14 - 8"	20 - 12"	34 - 26"
PIPE SIZES	1/4"	3/8"	1/2"	3/4"	1"	1 1/4"	1 1/2"	2"	2 1/2"	3"	4"	6"	1/4"	3/8"	1/2"	3/4"	1"	1 1/4"	1 1/2"	2"	2 1/2"	3"	4"	6"
	36 - 1/2"	36 - 1 1/4"	36 - 3/4"	36 - 1 1/2"	36 - 3"	36 - 10"	36 - 6"	36 - 8"	36 - 28"	36 - 14"	36 - 20"	42 - 36"	3/8 - 1/4"	1 - 3/8"	1/2"	2 1/2 - 1"	2 1/2 - 1 1/4"	8 - 4"	5 - 3"	6 - 4"	26 - 12"	12 - 8"	18 - 12"	34 - 26"
PIPE SIZES	1/4"	3/8"	1/2"	3/4"	1"	1 1/4"	1 1/2"	2"	2 1/2"	3"	4"	6"	1/4"	3/8"	1/2"	3/4"	1"	1 1/4"	1 1/2"	2"	2 1/2"	3"	4"	6"
	36 - 1/2"	36 - 1 1/4"	36 - 3/4"	36 - 1 1/2"	36 - 3"	36 - 10"	36 - 6"	36 - 8"	36 - 28"	36 - 14"	36 - 20"	42 - 36"	3/8 - 1/4"	1 - 3/8"	1/2"	2 1/2 - 1"	2 1/2 - 1 1/4"	8 - 4"	5 - 3"	6 - 4"	26 - 12"	12 - 8"	18 - 12"	34 - 26"

FLAT SIZES available 1/8" through 6" pipe outlet. Traditional line of run pipe size available on inquiry.

Size on Size are conventional funneled inlet design.



HOW CONDENSED SIZE WORKS:
 Each forged outlet size listed on the chart is designed to fit a range of pipe run sizes.
 For example: The 1/2" fitting marked 36-3/4" will fit each pipe run size from 3/4" to 36". There will be a maximum 1/16" gap as illustrated in diagrams. This gap is negligible when welding and has no adverse effect on the integrity of the connection.
MINIMIZE WARHOUSE INVENTORY





11

WELD AND THREAD O-LETS

CONVENTIONAL BUTT-WELD SIZE RANGE

ASME SA105 / A 350-LF 2 / MSS SP-97 / POWER PIPING ASME B31.1
 LIQUID TRANSPORTATION ASME B31.4 / ASTM A105 / NACE MRO175
 REFINING ASME B31.3 / GAS TRANSMISSION ASME B31.8
 ASME B16.9 / ASME B16.11 / ASME B1.20.1

BUTT-WELD (STD & X STRONG)							OUTLET SIZE - INCHES	
5"	6"	8"	10"	12"	14"	16"	18"	
14 - 12"	36 - 24"	24 - 20"	36"	36"	36"	36"	36"	
10	20 - 16	18 - 16	24"	24"	24"	30"	30"	
8	14 - 12	14 - 12	20"	20"	20"	24"	24"	
6	10	10	18"	18"	18"	20"	20"	
5	8	8	16"	16"	16"	18"	18"	
	6		14"	14"	14"	16"		
			12"	12"				
			10"					

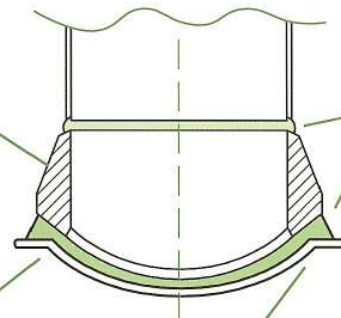
TRANS-O-CON® design provides 100% pipe strength and unrestricted fluid flow

TRANS-O-CON connections maintain the strength of the run pipe and optimize flow characteristics of the entire system. The cutaway drawing shows exactly how this is accomplished.

Additional TRANS-O-CON Advantages:

- Low Initial Cost
- Fast, Easy Installation
- No Cutting, Shaping or Beveling
- Easy to Align
- Strength and quality Properties Found **Only** in a Forged Product

• **TAPERED TRANSITION** FROM BRANCH TO HEADER AND HEAVY JUNCTURE MINIMIZES STRESS CONCENTRATIONS.



• **SHORT HEIGHT** PERMITS ACCESS TO INSIDE SURFACE TO INSPECT FOR FULL-PENETRATION WELD.

• **WIDE FOOTING** IMPROVES MECHANICAL STRENGTH TO WITHSTAND VIBRATIONAL STRESSES.

TRANS-O-CON® Applications

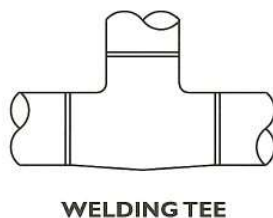
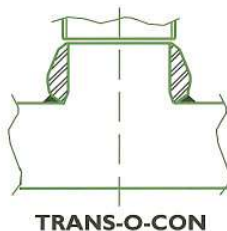
Use TRANS-O-CON connectors instead of

- Welding Tees
- Reinforced Branches
- Non-Reinforced Branches

TRANS-O-CON transition pipe connections can be used in all of these applications to advantage. Not only is the cost lower, but consider the TRANS-O-CON benefits shown below.

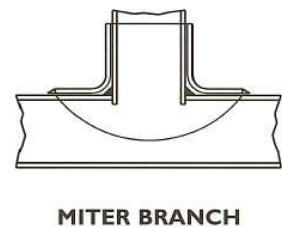
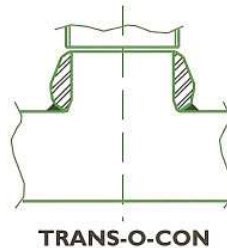
Why TRANS-O-CON connections are better than welding tees:

- Quicker Fabrication time
- Pipe can be run before branch connections are attached
- Gradual transition from header to branch improves stress distribution
- Lower material costs



Why TRANS-O-CON connections are better than Reinforced and Non-Reinforced Miter Branches:

- Quicker installation
- Provides perfectly contoured internal joint
- Requires no shaping
- Requires less cutting and welding
- Eliminates metal-to-metal lapped surfaces and sharp corners
- Reduces overall cost of installation





Code	Description
36-112.34SOL	36" - 1-1/2" X 3/4";3000# Soc-O-Let
36-112.34TOL	36" - 1-1/2" X 3/4";3000# Thread-O-Let
36-112.34WOL	36" - 1-1/2" X 3/4";3000# Weld-O-Let
36-3.1SOL	36" - 3" X 1" 3000#;Soc-O-Let
36-3.1TOL	36" - 3" X 1" 3000#;Thread-O-Let
36-3.1WOL	36" - 3" X 1" 3000#; Weld-O-Let
36-34.12SOL	36" - 3/4" X 1/2" 3000#;Soc-O-Let
36-34.12TOL	36" - 3/4" X 1/2" 3000#;Thread-O-Let
36-4.114TOL	36" - 4" X 1-1/4" 3000#;Thread-O-Let
36-6.112TOL	36" - 6" X 1-1/2" 3000#;Thread-O-Let
36-8.2TOL	36" - 8" X 2" 3000#;Thread-O-Let
4-312.3WOL	4 - 3-1/2" X 3" 3000#;Weld-O-Let
5-3.112TOL	5" - 3" X 1-1/2" 3000#;Thread-O-Let
6-4.2SOL	6" - 4" X 2" 3000#;Soc-O-Let
6-4.2TOL	6" - 4" X 2" 3000#;Thread-O-Let
6-4.2WOL	6" - 4" X 2" 3000#;Weld-O-Let
6-5.3TOL	6" - 5" X 3" 3000#;Thread-O-Let
6-5.3WOL	6" - 5" X 3" 3000#;Weld-O-Let
312-2.114TOL	3-1/2" - 2" X 1-1/4";3000# Thread-O-Let
312-212.2TOL	3-1/2" - 2-1/2" X 2";3000# Thread-O-Let
212-114.1TOL	2-1/2" - 1-1/4" X 1";3000# Thread-O-Let
212-2.112TOL	2-1/2" - 2" X 1-1/2";3000# Thread-O-Let
10-8.4WOL	10" - 8" X 4" 3000#;Weld-O-Let



12

GRUVLOK STEEL GROOVED

SlideLOK Couplings

2GRVSLCOUP	0390010007 2" Grv SlideLOK Coupling
212GRVSLCOUP	0390010023 2-1/2" Grv SlideLOK Coupling
3GRVSLCOUP	0390010049 3" Grv SlideLOK Coupling
4GRVSLCOUP	0390010064 4" Grv SlideLOK Coupling
5GRVSLCOUP	0390010080 5" Grv SlideLOK Coupling
6GRVSLCOUP	0390010106 6" Grv SlideLOK Coupling
8GRVSLCOUP	0390010122 8" Grv SlideLOK Coupling

Rigid Old Style Couplings

112GRVCOUP	0390013506 1-1/2" Grv Pntd Rigid Coupling
2GRVCOUP	0390013514 2" Grv Pntd Rigid Coupling
212GRVCOUP	0390013522 2-1/2" Grv Pntd Rigid Coupling
3GRVCOUP	0390013530 3" Grv Pntd Rigid Coupling
4GRVCOUP	0390013548 4" Grv Pntd Rigid Coupling
5GRVCOUP	0390013555 5" Grv Pntd Rigid Coupling
6GRVCOUP	0390013563 6" Grv Pntd Rigid Coupling
8GRVCOUP	0390013571 8" Grv Pntd Rigid Coupling
10GRVCOUP	0390013589 10" Grv Pntd Rigid Coupling
12GRVCOUP	0390013597 12" Grv Pntd Rigid Coupling

Flexible and Reducing Couplings

212GRVFCOUP	0390000289 2-1/2" Grv Pntd Flex Coupling
3GRVFCOUP	0390000305 3" Grv Pntd Flex Coupling
4GRVFCOUP	0390000347 4" Grv Pntd Flex Coupling
3.2GRVCOUP	0390009348 3" X 2" Grv Pntd Coupling
3.212GRVCOUP	0390009389 3" X 2-1/2" Grv Pntd Coupling
4.2GRVCOUP	0390009421 4" X 2" Grv Pntd Coupling
4.212GRVCOUP	0390009439 4" X 2-1/2" Grv Pntd Coupling
4.3GRVCOUP	0390009447 4" X 3" Grv Pntd Coupling
5.4GRVCOUP	0390009488 5" X 4" Grv Pntd Coupling
8.6GRVCOUP	0390009645 8" X 6" Grv Pntd Coupling

90° Elbows

2GRV90	0390014223 2" Grv Pntd 90 Elbow
212GRV90	0390014249 2-1/2" Grv Pntd 90 Elbow
3GRV90	0390014264 3" Grv Pntd 90 Elbow
4GRV90	0390014306 4" Grv Pntd 90 Elbow
5GRV90	0390014348 5" Grv Pntd 90 Elbow
6GRV90	0390014363 6" Grv Pntd 90 Elbow
8GRV90	0390014389 8" Grv Pntd 90 Elbow
10GRV90	0390014405 10" Grv Pntd 90 Elbow
12GRV90	0390014421 12" Grv Pntd 90 Elbow

45° Elbows

112GRV45	0390014744 1-1/2" Grv Pntd 45 Elbow
2GRV45	0390014785 2" Grv Pntd 45 Elbow
212GRV45	0390014801 2-1/2" Grv Pntd 45 Elbow
3GRV45	0390014827 3" Grv Pntd 45 Elbow
4GRV45	0390014868 4" Grv Pntd 45 Elbow
5GRV45	0390014900 5" Grv Pntd 45 Elbow
6GRV45	0390014942 6" Grv Pntd 45 Elbow
8GRV45	0390014967 8" Grv Pntd 45 Elbow
10GRV45	0390014983 10" Grv Pntd 45 Elbow
12GRV45	0390015006 12" Grv Pntd 45 Elbow

Tees

2GRVT	0390016806 2" Grv Pntd Tee
212GRVT	0390016822 2-1/2" Grv Pntd Tee
212.112GRVT	0390017291 2-1/2" X 2-1/2" X 1-1/2" Grv Pntd
212.2GRVT	0390017309 2-1/2" X 2-1/2" X 2" Grv Pntd Tee
3GRVT	0390016848 3" Grv Pntd Tee
3.112GRVT	0390017341 3" X 3" 1-1/2" Grv Pntd Tee
3.2GRVT	0390017366 3" X 3" X 2" Grv Pntd Tee
3.212GRVT	0390017382 3" X 3" X 2-1/2" Grv Pntd Tee
4GRVT	0390016889 4" Grv Pntd Tee
4.2GRVT	0390017408 4" X 4" X 2" Grv Pntd Tee
4.212GRVT	0390017424 4" X 4" X 2-1/2" Grv Pntd Tee
4.3GRVT	0390017440 4" X 4" X 3" Grv Pntd Tee
5GRVT	0390016905 5" Grv Pntd Tee
5.2GRVT	0390017606 5" X 5" X 2" Grv Pntd Tee
5.3GRVT	0390017689 5" X 5" X 3" Grv Pntd Tee
6GRVT	0390016921 6" Grv Pntd Tee
6.212GRVT	0390018067 6" X 6" X 2-1/2" Grv Pntd Tee
6.2GRVT	0390018042 6" X 6" X 2" Grv Pntd Tee
6.3GRVT	0390018083 6" X 6" X 3" Grv Pntd Tee
6.4GRVT	0390018125 6" X 6" X 4" Grv Pntd Tee
6.5GRVT	0390018208 6" X 6" X 5" Grv Pntd Tee
8GRVT	0390016947 8" Grv Pntd Tee
8.4GRVT	0390018620 8" X 8" X 4" Grv Pntd Tee
8.6GRVT	0390018661 8" X 8" X 6" GGrv Pntd Tee
10GRVT	0390016962 10" Grv Pntd Tee
10.8GRVT	0390019081 10" X 10" X 8" Grv Pntd Tee
12GRVT	0390016988 12" Grv Pntd Tee
12.10GRVT	0390019164 12" X 12" X 10" Grv Pntd Tee



Mechanical Tees

2.34GRVTMT	0390171015	2" X 3/4" FNPT Pnt Mech Tee
2.1GRVTMT	0390171023	2" X 1" FNPT Pnt Mech Tee
2.112GRVTMT	0390171049	2" X 1-1/2" FNPT Pnt Mech Tee
212.34GRVTMT	0390171072	2-1/2" X 3/4" FNPT Pnt Mech Tee
212.1GRVTMT	0390171080	2-1/2" X 1" FNPT Pnt Mech Tee
212.114GRVTMT	0390171098	2-1/2" X 1-1/4" FNPT Pnt Mech Tee
212.112GRVTMT	0390171106	2-1/2" X 1-1/2" FNPT Pnt Mech Tee
3.12GRVTMT	0390171122	3" X 1/2" FNPT Pnt Mech Tee
3.1GRVTMT	0390171148	3" X 1" FNPT Pnt Mech Tee
3.114GRVTMT	0390171155	3" X 1-1/4" FNPT Pnt Mech Tee
3.112GRVTMT	0390171163	3" X 1-1/2" FNPT Pnt Mech Tee
3.2GRVTMT	0390171189	3" X 2" FNPT Pnt Mech Tee
3.2GRVMT	0390173243	3" X 2" Grv Pnt Mech Tee
3.34GRVTMT	0390171130	3" X 3/4" FNPT Pnt Mech Tee
4.34GRVTMT	0390171239	4" X 3/4" FNPT Pnt Mech Tee
4.1GRVTMT	0390171247	4" X 1" FNPT Pnt Mech Tee
4.114GRVTMT	0390171254	4" X 1-1/4" FNPT Pnt Mech Tee
4.112GRVTMT	0390171262	4" X 1-1/2" FNPT Pnt Mech Tee
4.2GRVTMT	0390171288	4" X 2" FNPT Pnt Mech Tee
4.2GRVMT	0390173367	4" X 2" Grv Pnt Mech Tee
4.212GRVMT	0390173383	4" X 2-1/2" Grv Pnt Mech Tee
5.112GRVTMT	0390171379	5" X 1-1/2" FNPT Pnt Mech Tee
6.112GRVTMT	0390171494	6" X 1-1/2" FNPT Pnt Mech Tee
6.2GRVTMT	0390171528	6" X 2" FNPT Pnt Mech Tee

Hinged Flanges

2GRVHFLG	0390201002	2" Grv Pntd Hnge Flange Fig 7012
212GRVHFLG	0390201028	2-1/2" Grv Pntd Hng Flange Fig 7012
3GRVHFLG	0390201044	3" Grv Pntd Hnge Flange Fig 7012
4GRVHFLG	0390201101	4" Grv Pntd Hnge Flange Fig 7012
5GRVHFLG	0390201143	5" Grv Pntd Hnge Flange Fig 7012
6GRVHFLG	0390201184	6" Grv Pntd Hnge Flange Fig 7012
8GRVHFLG	0390201226	8" Grv Pntd Hnge Flange Fig 7012
10GRVHFLG	0390201267	10" Grv Pntd Hnge Flange Fig 7012
12GRVHFLG	0390201309	12" Grv Pntd Hnge Flange Fig 7012

Solid Flanges

212GRVFLGA	0390202026	2-1/2" Grv Pnt Flange Adpt Fig 7788
3GRVFLGA	0390202042	3" Grv Pnt Flange Adpt Fig 7788
4GRVFLGA	0390202067	4" Grv Pnt Flange Adpt Fig 7788
5GRVFLGA	0390202083	5" Grv Pnt Flange Adpt Fig 7788
6GRVFLGA	0390202109	6" Grv Pnt Flange Adpt Fig 7788
8GRVFLGA	0390202125	8" Grv Pnt Flange Adpt Fig 7788
10GRVFLGA	0390202141	10" Grv Pnt Flange Adpt Fig 7788
12GRVFLGA	0390202166	12" Grv Pnt Flange Adpt Fig 7788

Flange Washer Adapters

2GRVFLGW	0390080802	2" Flange Washer Adapter
212GRVFLGW	0390080828	2-1/2" Flange Washer Adapter
3GRVFLGW	0390080844	3" Flange Washer Adapter
5GRVFLGW	0390080885	5" Flange Washer Adapter
4GRVFLGW	0390080869	4" Flange Washer Adapter
6GRVFLGW	0390080901	6" Flange Washer Adapter
8GRVFLGW	0390080927	8" Flange Washer Adapter
12GRVFLGW	0390080968	12" Flange Washer Adapter

Eccentric Reducers

212.114GRVER	0390031946	2-1/2" X 1-1/4" Grv Pntd Ecc Rdc
212.112GRVER	0390031912	2-1/2" X 1-1/2" Grv Pntd Ecc Rdc
3.2GRVER	0390032019	3" X 2" Grv Pntd Ecc Reducer
3.212GRVER	0390032027	3" X 2-1/2" Grv Pntd Ecc Reducer
4.2GRVER	0390032076	4" X 2" Grv Pntd Ecc Reducer
4.212GRVER	0390032084	4" X 2-1/2" Grv Pntd Ecc Reducer
4.3GRVER	0390032092	4" X 3" Grv Pntd Ecc Reducer
5.3GRVER	0390032126	5" X 3" Grv Pntd Ecc Reducer
5.4GRVER	0390032118	5" X 4" Grv Pntd Ecc Reducer
6.212GRVER	0390032308	6" X 2-1/2" Grv Pntd Ecc Rdc
6.3GRVER	0390032167	6" X 3" Grv Pntd Ecc Reducer
6.4GRVER	0390032175	6" X 4" Grv Pntd Ecc Reducer
6.5GRVER	0390032183	6" X 5" Grv Pntd Ecc Reducer
8.6GRVER	0390032225	8" X 6" Grv Pntd Ecc Reducer
10.8GRVER	0390032258	10" X 8" Grv Pntd Ecc Reducer
12.10GRVER	0390032282	12" X 10" Grv Pntd Ecc Reducer

Concentric Reducers

212.112GRVCR	0390028389	2-1/2" X 1-1/2" Grv Pntd Conc Rdc
212.2GRVCR	0390028413	2-1/2" X 2" Grv Pntd Conc Reducer
3.2GRVCR	0390028447	3" X 2" Grv Pntd Conc Reducer
3.212GRVCR	0390028462	3" X 2-1/2" Grv Pntd Conc Reducer
4.2GRVCR	0390028629	4" X 2" Grv Pntd Conc Reducer
4.212GRVCR	0390028645	4" X 2-1/2" Grv Pntd Conc Reducer
4.3GRVCR	0390028660	4" X 3" Grv Pntd Conc Reducer
5.212GRVCR	0390028751	5" X 2-1/2" Grv Pntd Conc Reducer
5.4GRVCR	0390028785	5" X 4" Grv Pntd Conc Reducer
6.212GRVCR	0390028892	6" X 2-1/2" Grv Pntd Conc Reducer
6.4GRVCR	0390028967	6" X 4" Grv Pntd Conc Reducer
6.5GRVCR	0390029007	6" X 5" Grv Pntd Conc Reducer
8.4GRVCR	0390029148	8" X 4" Grv Pntd Conc Reducer
8.6GRVCR	0390029221	8" X 6" Grv Pntd Conc Reducer
10.8GRVCR	0390500500	10" X 8" Grv Pntd Conc Reducer
12.10GRVCR	0390029783	12 X 10" Grv Pntd Conc Reducer



12

GRUVLOK STEEL GROOVED

Grooved Nipples

114.4GRVMNIP	0390033082 1-1/4" X 4" Grv Pntd Male Nipple
112.4GRVMNIP	0390033090 1-1/2" X 4" Grv Pntd Male Nipple
2.4GRVMNIP	0390033116 2" X 4" Grv Pntd Male Nipple
212.4GRVMNIP	0390033132 2-1/2" X 4" Grv Pntd Male Nipple
3.4GRVMNIP	0390033157 3" X 4" Grv Pntd Male Nipple
3.6GRVMNIP	0390040996 3" X 6" Grv Pntd Male Nipple
4.6GRVMNIP	0390033199 4" X 6" Grv Pntd Male Nipple
6.6GRVMNIP	0390033272 6" X 6" Grv Pntd Male Nipple

Check Valves

3GRVCV	2200750061 3" Grv Check Valve
4GRVCV	2200750103 4" Grv Check Valve
6GRVCV	2200750111 6" Grv Check Valve

Butterfly Valves

2GRVLBFV	7005011759 2" Grv EPDM Lvr Butterfly Valve
212GRVLBFV	7005011767 2-1/2" Grv EPDM Lvr Butterfly Valve
3GRVLBFV	7005011775 3" Grv EPDM Lvr Butterfly Valve
4GRVLBFV	7005011783 4" Grv EPDM Lvr Butterfly Valve
6GRVLBFV	7005011809 6" Grv EPDM Lvr Butterfly Valve
8GRVGBFV	7005011999 8" Grv EPDM Gear Butterfly Valve
10GRVGBFV	7005012005 10" Grv EPDM Gear Butterfly Valve
12GRVGBFV	7005012013 12" Grv EPDM Gear Butterfly Valve

Balancing Valves

12GRVSCBV	0763100609 1/2" Grv Swt Circ Balance Valve
12GRVTCBV	0763101227 1/2" Grv NPT Circ Balance Valve
34GRVTCBV	0763100229 3/4" Grv NPT Circuit Balance Valve
1GRVSCBV	0763100641 1" Grv Swt Circ Balance Valve
1GRVTCBV	0763100245 1" Grv NPT Circuit Balance Valve
114GRVSCBV	0763100666 1-1/4" Grv Swt Circ Balance Valve
114GRVTCBV	0763100260 1-1/4" Grv NPT Circ Balance Valve
112GRVSCBV	0763100682 1-1/2" Grv Swt Circ Balance Valve
112GRVTCBV	0763100286 1-1/2" Grv NPT Circ Balance Valve
2GRVSCBV	0763100708 2" Grv Swt Circ Balance Valve
2GRVTCBV	0763100302 2" Grv NPT Circuit Balance Valve
212GRVSCBV	0763001005 2-1/2" Grv Circuit Balance Valve
212GRVFLGCBV	0763001922 2-1/2" Grv Flg Circ Balance Valve
3GRVSCBV	0763001013 3" Grv Circuit Balance Valve
3GRVFLGCBV	0763001930 3" Grv Flg Circuit Balance Valve
4GRVSCBV	0763001021 4" Grv Circuit Balance Valve
4GRVFLGCBV	0763001948 4" Grv Flg Circuit Balance Valve
6GRVSCBV	0763001047 6" Grv Circuit Balance Valve
6GRVFLGCBV	0763001963 6" Grv Flg Circuit Balance Valve

Caps

2GRVCAP	0390030146 2" Grv Pntd Cap
212GRVCAP	0390030161 2-1/2" Grv Pntd Cap
212GRVCAP12TAP	0390031128 2-1/2" Grv Pntd Cap W/ 1/2" Tap
3GRVCAP	0390030187 3" Grv Pntd Cap
3GRVCAP12TAP	0390031144 3" Grv Pntd Cap W/ 1/2" Tap
4GRVCAP	0390030229 4" Grv Pntd Cap
5GRVCAP	0390030260 5" Grv Pntd Cap
6GRVCAP	0390030302 6" Grv Pntd Cap
8GRVCAP	0390030385 8" Grv Pntd Cap
10GRVCAP	0390030443 10" Grv Pntd Cap
12GRVCAP	0390030526 12" Grv Pntd Cap

Replacement Gaskets

2GRVEPDMCG	0390078640 2" EPDM E Coup Gasket
212GRVEPDMCG	0390078665 2-1/2" EPDM E COUP GASKET
4GRVEPDMCG	0390078723 4" EPDM E Coup Gasket
5GRVEPDMCG	0390078749 5" EPDM E Coup Gasket
6GRVEPDMCG	0390078764 6" EPDM E Coup Gasket
8GRVEPDMCG	0390078780 8" EPDM E Coup Gasket
10GRVEPDMCG	0390078806 10" EPDM E Coup Gasket
12GRVEPDMCG	0390078822 12" EPDM E Coup Gasket
2GRVFLGAG	0390080000 2" EPDM E Flg Adptr Gasket
212GRVFLGAG	0390080026 2-1/2" EPDM E Flg Adptr Gasket
3GRVFLGAG	0390080034 3" EPDM E Flg Adptr Gasket
4GRVFLGAG	0390080042 4" EPDM E Flg Adptr Gasket
5GRVFLGAG	0390080059 5" EPDM E Flg Adptr Gasket
8GRVFLGAG	0390080083 8" EPDM E Flg Adptr Gasket
10GRVFLGAG	0390080109 10" EPDM E Flg Adptr Gasket
12GRVFLGAG	0390080125 12" EPDM E Flg Adptr Gasket

**90° Elbows**

2CGRV90	1330011980 2" Cop Grv 90 Elbow
212CGRV90	1330011985 2-1/2" Cop Grv 90 Elbow
3CGRV90	1330011990 3" Cop Grv 90 Elbow
4CGRV90	1330011995 4" Cop Grv 90 Elbow
5CGRV90	1330012000 5" Cop Grv 90 Elbow
6CGRV90	1330012005 6" Cop Grv 90 Elbow

45° Elbows

3CGRV45	1330011955 3" Cop Grv 45 Elbow
4CGRV45	1330011960 4" Cop Grv 45 Elbow
5CGRV45	1330011965 5" Cop Grv 45 Elbow
6CGRV45	1330011970 6" Cop Grv 45 Elbow
212CGRV45	1330011950 2-1/2" Cop Grv 45 Elbow
2CGRV45	1330011945 2" Cop Grv 45 Elbow

SlideLOK Couplings

2CGRVSLCOUP	0390012200 2" Copper SlideLOK Coupling
212CGRVSLCOUP	0390012202 2-1/2" Copper SlideLOK Coupling
3CGRVSLCOUP	0390012204 3" Copper SlideLOK Coupling
4CGRVSLCOUP	0390012206 4" Copper SlideLOK Coupling
5CGRVSLCOUP	0390012208 5" Copper SlideLOK Coupling
6CGRVSLCOUP	0390012210 6" Copper SlideLOK Coupling
8CGRVSLCOUP	0390012212 8" Copper SlideLOK Coupling

Tees

2CGRVT	1330012205 2" Cop Grv Tee
2.1CGRVCT	1330012130 2" X 2" X 1" Cop Grv X Cop Tee
2.114CGRVCT	1330012135 2" X 2" X 1-1/4" Cop Grv X Cop Tee
2.112CGRVCT	1330012140 2" X 2" X 1-1/2" Cop Grv X Cop Tee
212CGRVT	1330012210 2-1/2" Cop Grv Tee
212.34CGRVCT	1330012145 2-1/2" X 2-1/2" X 3/4" Cop Grv X
212.1CGRVCT	1330012150 2-1/2" X 2-1/2" X 1" Cop Grv X Co
212.114CGRVCT	1330012155 2-1/2" X 2-1/2" X 1-1/4" Cop Grv
212.112CGRVCT	1330012160 2-1/2" X 2-1/2" X 1-1/2" Cop Grv
3CGRVT	1330012215 3" Cop Grv Tee
3.34CGRVCT	1330012165 3" X 3" X 3/4" Cop Grv X Cop Tee
3.1CGRVCT	1330012170 3" X 3" X 1" Cop Grv X Cop Tee
3.114CGRVCT	1330012175 3" X 3" X 1-1/4" Cop Grv X Cop Tee
3.112CGRVCT	1330012180 3" X 3" X 1-1/2" Cop Grv X Cop Tee
3.212CGRVT	1330012250 3" X 3" X 2-1/2" Cop Grv Tee
3.2CGRVT	1330012245 3" X 3" X 2" Cop Grv Tee
4CGRVT	1330012220 4" Cop Grv Tee
4.34CGRVCT	1330012185 4" X 4" X 3/4" Cop Grv X Cop Tee
4.1CGRVCT	1330012190 4" X 4" X 1" Cop Grv X Cop Tee
4.114CGRVCT	1330012195 4" X 4" X 1-1/4" Cop Grv X Cop Tee

Tees (continued)

4.112CGRVCT	1330012200 4" X 4" X 1-1/2" Cop Grv X Cop Tee
4.2CGRVT	1330012255 4" X 4" X 2" Cop Grv Tee
4.212CGRVT	1330012260 4" X 4" X 2-1/2" Cop Grv Tee
4.3CGRVT	1330012265 4" X 4" X 3" Cop Grv Tee
5CGRVT	1330012225 5" Cop Grv Tee
5.3CGRVT	1330012270 5" X 5" X 3" Cop Grv Tee
5.4CGRVT	1330012275 5" X 5" X 4" Cop Grv Tee
6CGRVT	1330012230 6" Cop Grv Tee
6.212CGRVT	1330012280 6" X 6" X 2-1/2" Cop Grv Tee
6.3CGRVT	1330012285 6" X 6" X 3" Cop Grv Tee
6.4CGRVT	1330012290 6" X 6" X 4" Cop Grv Tee
6.5CGRVT	1330012295 6" X 6" X 5" Cop Grv Tee

Flange Adapters

2CGRVFLGA	0880004007 2" Cop Grv Flange Adapter
212CGRVFLGA	0880004023 2-1/2" Cop Grv Flange Adapter
3CGRVFLGA	0880004049 3" Cop Grv Flange Adapter
4CGRVFLGA	0880004080 4" Cop Grv Flange Adapter
5CGRVFLGA	0880004122 5" Cop Grv Flange Adapter
6CGRVFLGA	0880004163 6" Cop Grv Flange Adapter

Reducers

212.112CGRVCR	1330012455 2-1/2" X 1-1/2" Cop Grv X Cup Rdc
212.2CGRVCR	1330012370 2-1/2" X 2" Cop Grv Conc Reducer
3.212CGRVCR	1330012380 3" X 2-1/2" Cop Grv Conc Reducer
3.2CGRVCR	1330012375 3" X 2" Cop Grv Conc Reducer
3.2CGRVCR	1330012470 3" X 2" Cop Grv X Cup Reducer
4.212CGRVCR	1330012390 4" X 2-1/2" Cop Grv Conc Reducer
4.2CGRVCR	1330012385 4" X 2" Cop Grv Conc Reducer
4.2CGRVCR	1330012475 4" X 2" Cop Grv X Cup Reducer
4.3CGRVCR	1330012395 4" X 3" Cop Grv Conc Reducer
5.3CGRVCR	1330012400 5" X 3" Cop Grv Conc Reducer
5.4CGRVCR	1330012405 5" X 4" Cop Grv Conc Reducer
6.3CGRVCR	1330012410 6" X 3" Cop Grv Conc Reducer
6.4CGRVCR	1330012415 6" X 4" Cop Grv Conc Reducer
6.5CGRVCR	1330012420 6" X 5" Cop Grv Conc Reducer

Caps

2CGRVCAP	1330012480 2" Cop Grv Cap
212CGRVCAP	1330012485 2-1/2" Cop Grv Cap
3CGRVCAP	1330012490 3" Cop Grv Cap
4CGRVCAP	1330012495 4" Cop Grv Cap
5CGRVCAP	1330012500 5" Cop Grv Cap
6CGRVCAP	1330012505 6" Cop Grv Cap



13


GRUVLOK COPPER GROOVED

Butterfly Valves


212CGRVLBFV	0880006523 2-1/2" Cop Grv EPDM Lever Butterfly
3CGRVLBFV	0880006549 3" Cop Grv EPDM Lvr Butterfly Valve
4CGRVLBFV	0880006564 4" Cop Grv EPDM Lvr Butterfly Valve
5CGRVLBFV	0880006580 5" Cop Grv EPDM Lvr Butterfly Valve
6CGRVLBFV	0880006606 6" Cop Grv EPDM Lvr Butterfly Valve

GRUVLOK MECHANICAL PRODUCT CROSS REFERENCE

COUPLINGS


		GRINNELL	VICTAULIC
74	Quick Install Rigid Coupling	740	107
7401/7401-2	Heavy Duty Rigid Coupling	772	07/W07
7400	Rigid Lightweight Coupling	-	-
7001/7001-2/7011	Heavy Duty Flexible Coupling	707/707L	920
7000	Flexible Coupling	705	75
7003	Hinge/Snap Coupling	780	78
7004 HPR	High Pressure Rigid Coupling	770	HP-70
7004 EG	End Guard Rigid Coupling	-	HP-70-ES
7005	Plain End Coupling	909	99
7010	Reducing Coupling	716	750
7042/7043	Outlet Coupling	702	72
7012	Flange Adapter 125/150#	71/71H	741/W741
7013	Flange Adapter 250/300#	-	743
7022	Gruv-Ring Coupling	-	44
7377	Double Groove Coupling	-	808
7305	HDPE Coupling	9095	995
7307	HDPE Transition Coupling	9097	997
7312	HDPE Flange Adapter	9094	994
7240	Expansion Joint	7550	155

MECHANICAL TEE (BRANCH OUTLETS)

		GRINNELL	VICTAULIC
7045	Threaded Outlet Tee	730	920N
7046	Grooved Outlet Tee	730	920
7047	Threaded Outlet Cross	730	920N
7048	Grooved Outlet Cross	730	920


GRUVLOK MECHANICAL PRODUCT CROSS REFERENCE

FITTINGS


		GRINNELL	VICTAULIC
7053	11 ¼° Elbow	211/311	13/W13
7052	22 ½° Elbow	212/312	12/W12
7051	45° Elbow	201/301	11/W11
7051LR	45° Long Radius Elbow	201LR/301LR	110
7050	90° Elbow	210/310	10/W10
7050LR	90° Long Radius Elbow	210LR/310LR	100/W100
7050P	90° Elbow Plain-End	910	10-P
7060	Tee	219/319	20/W20
7061	Reducing Tee	221/321	25/W25
7063	Tee with Threaded Branch	320	29M
7064	Reducing Tee with Threaded Branch	323	29T
7066	Tee WYE	330	32
7067	Reducing Tee WYE	331	32R
7069	Lateral 45°	314	30
7070	Reducing Lateral 45°	325	30R
7071	True WYE	324	33
7072	Concentric Reducer	250/350	50/W50
7073	Eccentric Reducer	251/351	51/W51
7074	End Cap	260/360	60/W60
7075	Bull Plug	-	-
7076	Reducer Groove x Thread	-	52
7077	Swaged Reducer Groove x Groove	-	-
7078	Swaged Reducer Groove x Thread	-	-
7079	Swaged Reducer Groove x Bevel	-	-
7080/7081	G x G Nipples / GXT Nipples	-	43/40
7082	G x Bevel Nipples	-	-
7084	G x 150# Flange Nipple	341	45
7085	G x 300# Flange Nipple	-	46
7788	Gruvlok Cast Flange Adapter	341/342	W45/W46/W45R
7068	Cross	327	35
7079	Eccentric Reducer G x T	-	-
7087	Female Threaded Adapter	-	80
7088/7089	DI Electric Nipples	407GT/407T	47
7091	DI Electric Nipples IPS x CTS	407GG	-

GRUVLOK MECHANICAL PRODUCT CROSS REFERENCE

VALVES


		GRINNELL	VICTAULIC
-	PVC Butterfly Valve	B8200L	2950
-	Dual Disc Check Valve	890	W715
7700	Butterfly Valve 2"-12"	B302	300
7500	Ball Valve	BV835	721/726/727
7800	Check Valve	590	716/716H/727
90G	Top Entry Check Valve	-	712
400G	Silent Check Valve	-	416
7600	Butterfly Valve	B8101	700
8000	Large Diameter Butterfly Valves	B333	709
GBV	Balancing Valve	CB800	789
FTV-S/FTV-A	Triple Service Valve	TD830	-

VALVE ACCESSORIES


		GRINNELL	VICTAULIC
7260	Tee Strainer	S855	730
7250	Suction Diffuser	S810	731
758/768	WYE Strainer	S853	732

GRUVLOK MECHANICAL PRODUCT CROSS REFERENCE

COPPER

		GRINNELL	VICTAULIC
6402	Quick Install Rigid Coupling	640	607
6400	Copper Rigid Coupling	672	606
6084	Copper Flange	61/61H	641
-	Copper Transition Coupling	617	-
6050	Copper 90° Elbow	610	611
6051	Copper 45° Elbow	601	610
6060	Copper Tee	619	620
6061	Copper Reducing Tee	621	625
6064	Copper Reducing Tee G x C	618	626
6072	Copper Concentric Reducer	650	650
6075	Copper Concentric Reducer G x C	652	652
6074	Copper End Cap	660	660
6700	Copper Butterfly Valve	B680	608
-	Copper Reducing Coupling	616	-

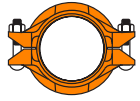
STAINLESS

		GRINNELL	VICTAULIC
7400SS	SS Rigid Coupling	472	489
-	SS Flexible Coupling	405	75S/475
7050SS	SS 90° Elbow	410	410
7051SS	SS 45° Elbow	401	411
7060SS	SS Tee	419	420
7061SS	SS Reducing Tee	421	425
7072SS	SS Concentric Reducer	450	450
7073SS	SS Eccentric Reducer	451	451
7074SS	SS End Cap	460	460
7084SS	SS Flange Adapter	441	445
-	SS Butterfly Valve	B480	461
7500SS	SS Ball Valve	BV 435	726-S

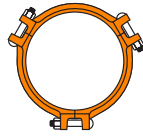
GRUVLOK COUPLINGS



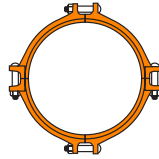
Fig. 7401
Rigidlok® Coupling



Size Range: 1½" - 14"



Size Range: 16"



Size Range: 18" - 24"

Fig. 7401-2
Rigidlok® Coupling
Size Range: 14" - 24"

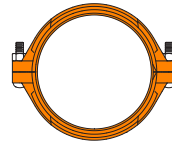


Fig. 74
SlideLOK® Ready for Installation
Coupling
Size Range: 2" - 8"

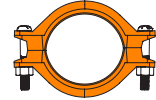
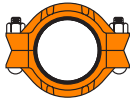
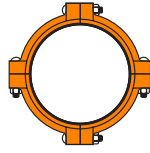


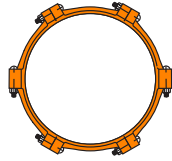
Fig. 7001
Flexible Coupling



Size Range: 1" - 14"



Size Range: 16" - 24"



Size Range: 28" - 30 I.D."

Fig. 7001-2
Flexible Coupling
Size Range: 14" - 24"

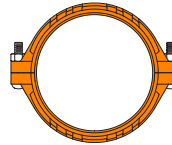


Fig. 7011
Standard Coupling
Size 30 O.D."

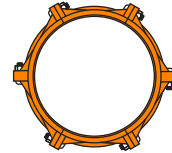


Fig. 7022
Weld Ring Gruv-Ring Coupling
Size Range: 30" - 60"

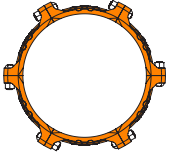


Fig. 7000
Lightweight Flexible Coupling
Size Range: 1" - 8"

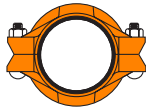


Fig. 7400
300 PSI Rigidlite® Coupling
Size Range: 1" - 8"

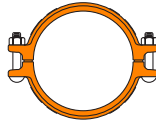


Fig. 7003
Hingelok® Coupling
Size Range: 1" - 4" and 5" - 8"

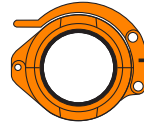


Fig. 7010
Reducing Coupling
Size Range: 2" x 1½" thru 8"x 6"

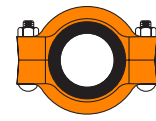


Fig. 7788
Gruvlok Flange Adapter
Size Range: 2" - 12"

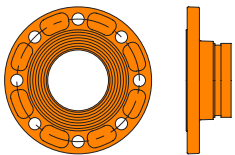
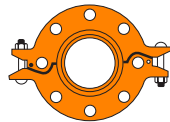
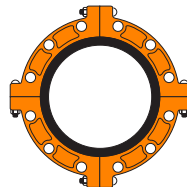


Fig. 7012
Gruvlok Flanges

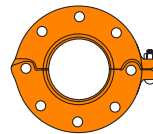


Size Range: 2" - 12"



Size Range: 14" - 24"

Fig. 7013
Gruvlok Flanges (#300 Flange)
Size Range: 2" - 12"



Flanged Seal Rings
Flange Adapter Inserts for use
with Fig. 7012/7013 Flanges
Size Range: 2" - 24"

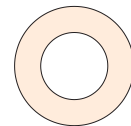
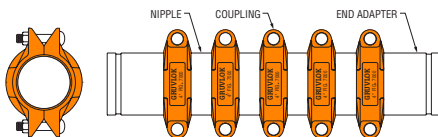


Fig. 7240
Expansion Joint
Size Range: 2" - 12"



GRUVLOK PICTORAL PARTS INDEX



Fig. 7042

Outlet Coupling
Size Range: 1/2" - 6"

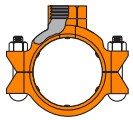


Fig. 7042F
Female IPS Outlet

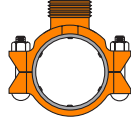


Fig. 7042M
Male IPS Outlet

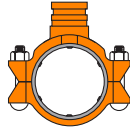
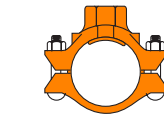


Fig. 7042G
Grooved Outlet

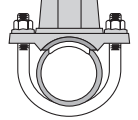
Fig. 7045



Clamp-T, FPT Branch
Size Range: 3" x 1/4" thru
8" x 4"

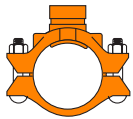


(U-Bolt)
Size Range: 2 1/2" x 1/2" thru
4" x 1"

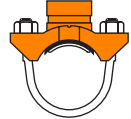


Branch Outlet
Size Range: 1 1/4" x 1/2" thru
2 1/2" x 1"

Fig. 7046



Clamp-T, Grooved Branch
Size Range: 3" x 1/4" thru
8" x 4"



(U-Bolt)
Size Range: 2 1/2" x 1/4" thru
2 1/2" x 1 1/2"

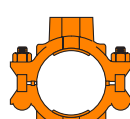


Fig. 7047
Thread x Thread

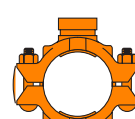


Fig. 7048
Groove x Groove

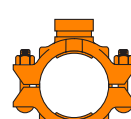


Fig. 7049
Groove x Thread

Fig. 7047, Fig. 7048 & Fig. 7049

Clamp-T Cross
Size Range: 2" x 1/2" thru 8" x 4"

GROOVED FITTINGS

Fig. 7050

90° Elbow
Size Range: 1" - 24"



Fig. 7051

45° Elbow
Size Range: 1" - 24"



Fig. 7052

22 1/2° Elbow
Size Range: 1" - 24"



Fig. 7053

11 1/4° Elbow
Size Range: 1" - 24"



Fig. 7050LR

90° Long Radius Elbow
Size Range: 1" - 24"



Fig. 7051LR

45° Long Radius Elbow
Size Range: 1" - 24"



Fig. 7060

Tee
Size Range: 1" - 24"

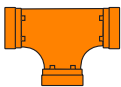


Fig. 7061

Reducing Tee Standard
Size Range: 1 1/4" x 1/4" x 1"
thru 24" x 24" x 20"

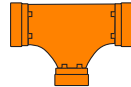


Fig. 7063

Tee with Threaded Branch
Size Range: 1" - 12"

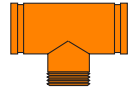


Fig. 7064

Reducing Tee with
Threaded Branch
Size Range: 2" x 2" x 3/4"
thru 24" x 24" x 12"

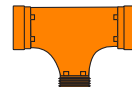


Fig. 7073 & Fig. 7097

Eccentric Reducers
Size Range: 1 1/4" x 1" thru 24" x 20"



Fig. 7073
Groove x Groove



Fig. 7097
Groove x Thread

Fig. 7076

Gr x Thd Concentric Reducer
Size Range: 1 1/2" x 1" thru
6" x 4"



Fig. 7077, 7078 & 7079

Swaged Nipples
Size Range: 2" x 1" thru 6" x 5"



Fig. 7077
Groove x Groove



Fig. 7078
Groove x Thread



Fig. 7079
Groove x Bevel

Fig. 7072

Gr x Gr Concentric Reducer
Size Range: 1 1/4" x 1" thru
24" x 20"



Fig. 7070

45° Reducing Lateral
Size Range: 3" x 3" x 2"
thru 24" x 24" x 20"

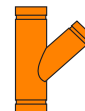


Fig. 7069

45° Lateral
Size Range: 1" - 24"

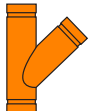


Fig. 7071

True Wye
Size Range: 1" - 24"

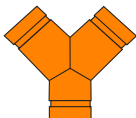


Fig. 7066

Tee Wye
Size Range: 2" x 2" x 2"
thru 12" x 12" x 12"

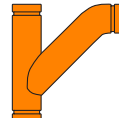


Fig. 7067

Reducing Tee Wye
Size Range: 4" x 3" x 3"
thru 8" x 6" x 8"

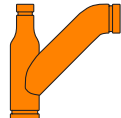


Fig. 7087

Female Thread Adapter
Size Range: 1" - 4"



Fig. 7055

90° Adapter Elbow
Size Range: 1" - 6"



Fig. 7056

45° Adapter Elbow
Size Range: 1" - 6"



GRUVLOK CTS COPPER SYSTEM



Fig. 64

CTS SlideLOK® Ready for Installation Coupling
Size Range: 2" - 8"

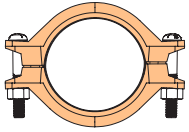


Fig. 6400

Rigid Coupling
Size Range: 2" - 8"




Fig. 616

Reducing Coupling for Joining Copper Tubing Systems
Size Range: 2 1/2" x 2" - 6" x 4"

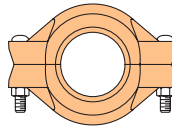


Fig. 617

Transition Coupling for Joining IPS to Copper Tubing Systems
Size Range: 2" - 4"

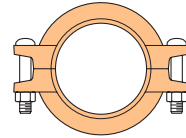


Fig. 6050

90° Elbow
Size Range: 2" - 8"



Fig. 6051

45° Elbow
Size Range: 2" - 8"



Fig. 6060

Tee
Size Range: 2" - 8"

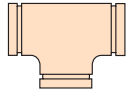


Fig. 6061

Reducing Tee (Gr x Gr x Gr)
Size Range: 2 1/2" x 2 1/2" x 2" - 6" x 6" x 5"

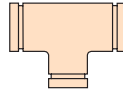


Fig. 6064

Reducing Tee (Gr x Gr x Cup)
Size Range: 2" x 2" x 3/4" - 4" x 4" x 1 1/2"

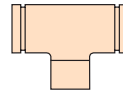


Fig. 6074

End Cap
Size Range: 2" - 6"



Fig. 6072

Concentric Reducer (Gr x Gr)
Size Range: 2 1/2" x 2" - 8" x 6"



Fig. 6075

Reducing Adapter (Gr x Cup)
Size Range: 2" x 1" - 4" x 2"

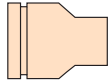


Fig. 6084

Flange Adapter
Size Range: 2" - 6"

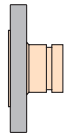


Fig. 610

90° CTS Elbow
Size Range: 2" - 8"

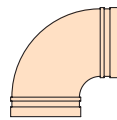


Fig. 601

45° CTS Elbow
Size Range: 2" - 8"

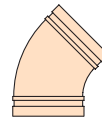


Fig. 660

CTS Cap
Size Range: 2" - 8"

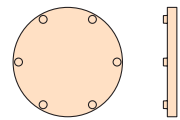


Fig. 619

CTS Tee
Size Range: 2" - 8"

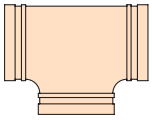


Fig. 621

CTS Reducing Tee (Gr x Gr x Gr)
Size Range: 2" - 8"

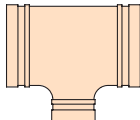


Fig. 618

CTS Reducing Tee (Gr x Gr x Cup)
Size Range: 2" - 8"

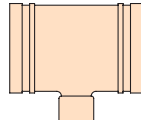


Fig. 650

CTS Concentric Reducer (Gr x Gr)
Size Range: 2" - 8"

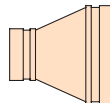
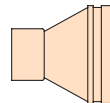


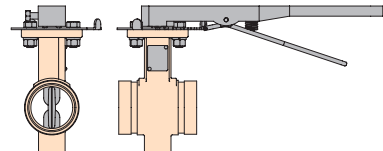
Fig. 652

CTS Concentric Reducer (Gr x Cup)
Size Range: 2" - 8"



Series 6700

CTS Copper Butterfly Valve
Size Range: 2 1/2" - 6"



DI-ELECTRIC NIPPLES

Fig. 7088

Di-Electric Pipe Connection
Thread x Groove
Size Range: 1" - 4"



Fig. 7089

Di-Electric Pipe Connection
Groove x Groove
Size Range: 2" - 4"





Fig. 7090

Di-Electric Pipe Connection
Thread x Thread
Size Range: 1/2" - 3"



Fig. 7091

Gruvlok DI-LOK® Nipple
Di-Electric Pipe Connection
CTS Groove x IPS Groove
Size Range: 2" - 8"



HDPE COUPLINGS

Fig. 7305

HDPE Coupling
Size Range: 2" - 18"

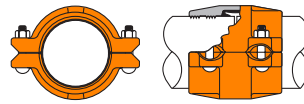


Fig. 7307

HDPE Transition Coupling
Size Range: 2" - 12"

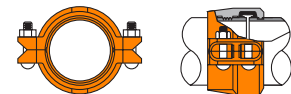
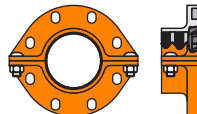


Fig. 7312

HDPE Flange Adapter
Size Range: 4" - 8"

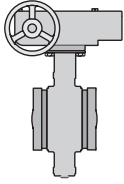


GRUVLOK VALVES & ACCESSORIES

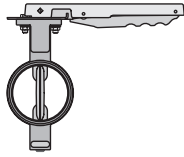


Series 7700

Butterfly Valve
Size Range: 2" - 12"



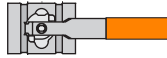
AN-7722-3
Series 7700 Butterfly Valve with Gear Operator



AN-7721-3
Series 7700 Butterfly Valve with 10 Position Lever Lock

Series 7600

Butterfly Valve
Size Range: 2" - 6"



Series 8000GR

Butterfly Valve
Size Range: 14" - 24"

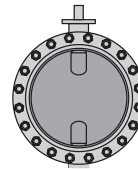
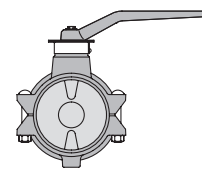


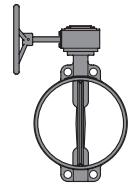
Fig. 70G

Butterfly Valve
Size Range: 2" - 6"



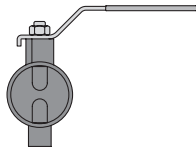
Model B333

Butterfly Valve
Size Range: 14" - 24"



Model B8101

Low Profile Butterfly Valve
Size Range: 2" - 6"



Model B8200L

PVC Butterfly Valve
Size Range: 2" - 8"

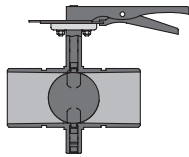


Fig. 2000BV-FP

Full Port Ball Valve
Size Range: 1/4" - 2"

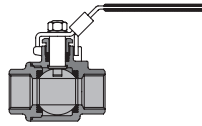
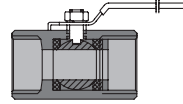


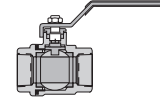
Fig. 2000BV-RP

Reduced Port Ball Valve
Size Range: 1/4" - 2"



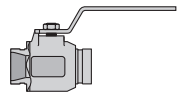
Series 161N LF & 1615 LF

Low Lead Brass Ball Valve
161N LF - Size Range: 1/4" - 4"
1615 LF - Size Range: 1/2" - 3"



Series 7500

Ball Valve
Size Range: 2" - 6"



Model BV835

Grooved End Ball Valve with Lever or Gear Operator
Size Range: 2" - 6"

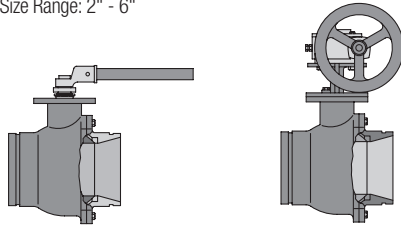


Fig. 90G

Check Valve
Size Range: 2" - 4"

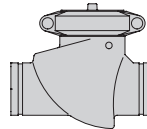
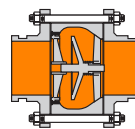


Fig. 400G

Grooved-End Silent Check Valve
Size Range: 2" - 10"



Series 7800

Check Valve for use in Grooved-End Piping Systems
Size Range: 2" - 12"

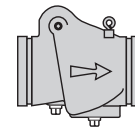
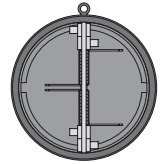


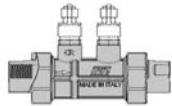
Fig. CV890

Dual Disc Check Valve
Size Range: 14" - 24"



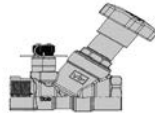
ABV-9900V Series

Straight DZR Brass Automatic Balancing Valve Solder (ABV-S-9909)
Threaded (ABV-T-9907)
Size Range: 1/2" - 2 1/2"



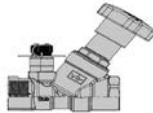
MBV-9510 Series

Fixed Orifice Double Regulating Valve Solder (MBV-S-9519)
Threaded (MBV-T-9517)
Size Range: 1/2" - 2"



MBV-9510AB Series

Fixed Orifice Double Regulating Low Lead Valve Solder (MBV-S-9519AB)
Threaded (MBV-T-9517AB)
Size Range: 1/2" - 2"



CSV-9520AB Series

DZR Brass On/Off Terminal Low Lead Balancing Valve Solder (CSV-S-9529AB)
Threaded (CSV-T-9527AB)
Size Range: 1/2" - 1"



Fig. Anvil 92ST

DZR Brass Ball Valve with Strainer
Size Range: 1/2" - 2"

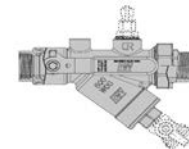


Fig. Anvil 92BPC

DZR Brass Ball Valve with Bypass
Size Range: 1/2" - 2"

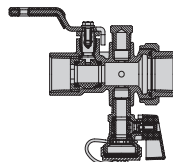


Fig. Anvil 99IBV

Ball Valve with Nut for 9900V Series Valves
Size Range: 1/2" - 2 1/2"

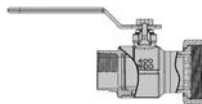


Fig. Anvil 92UN

DZR Brass Union Body with Air Vent and Test Point
Size Range: 1/2" - 2"

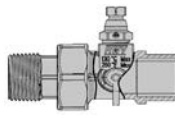


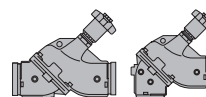
Fig. Anvil 92HS

Stainless Steel Braided Hose
Size Range: 1/2" - 2"



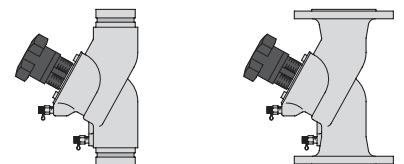
GBV-A & GBV-G

Balancing Valve Ductile Iron, Grooved-End Straight or Angle
Size Range: 2 1/2" - 12"



Model CB800

Circuit Balancing Valve, Grooved-End or Flanged End
Size Range: 2 1/2" - 12"





Type L

14.10LCT	1/4" X 10' Type L Copper Tube P/Ft
14.20-LCT	1/4" X 20' Type L Copper Tube P/Ft
38.20-LCT	3/8" X 20' Type L Copper Tube P/Ft
12.10LCT	1/2" X 10' Type L Copper Tube P/Ft
12.20-LCT	1/2" X 20' Type L Copper Tube P/Ft
34.10LCT	3/4" X 10' Type L Copper Tube P/Ft
34.20-LCT	3/4" X 20' Type L Copper Tube P/Ft
1.10LCT	1" X 10' Type L Copper Tube P/Ft
114.10LCT	1-1/4" X 10' Type L Copper Tube P/Ft
114.20-LCT	1-1/4" X 20' Type L Copper Tube P/Ft
1.20-LCT	1" X 20' Type L Copper Tube P/Ft
112.10LCT	1-1/2" X 10' Type L Copper Tube P/Ft
112.20-LCT	1-1/2" X 20' Type L Copper Tube P/Ft
2.10LCT	2" X 10' Type L Copper Tube P/Ft
2.20-LCT	2" X 20' Type L Copper Tube P/Ft
212.10LCT	2-1/2" X 10' Type L Copper Tube P/Ft
212.20-LCT	2-1/2" X 20' Type L Copper Tube P/Ft
3.10LCT	3" X 10' Type L Copper Tube P/Ft
3.20-LCT	3" X 20' Type L Copper Tube P/Ft
4.10LCT	4" X 10' Type L Copper Tube P/Ft
4.20-LCT	4" X 20' Type L Copper Tube P/Ft
6.20-LCT	6" X 20' Type L Copper Tube P/Ft

Type L - ACR

14.20-ACT	1/4" OD X 20' ACR Type L Copper Tube P/Ft
38.10ACT	3/8" OD X 10' ACR Type L Copper Tube P/Ft
38.20-ACT	3/8" OD X 20' ACR Type L Copper Tube P/Ft
12.10ACT	1/2" OD X 10' ACR Type L Copper Tube P/Ft
12.20-ACT	1/2" OD X 20' ACR Type L Copper Tube P/Ft
58.10ACT	5/8" OD X 10' ACR Type L Copper Tube P/Ft
58.20-ACT	5/8" OD X 20' ACR Type L Copper Tube P/Ft
34.10ACT	3/4" OD X 10' ACR Type L Copper Tube P/Ft
34.20-ACT	3/4" OD X 20' ACR Type L Copper Tube P/Ft
78.10ACT	7/8" OD X 10' ACR Type L Copper Tube P/Ft
78.20-ACT	7/8" OD X 20' ACR Type L Copper Tube P/Ft
118.10ACT	1-1/8" OD X 10' ACR Type L Copper Tube P/Ft
118.20-ACT	1-1/8" OD X 20' ACR Type L Copper Tube P/Ft
138.20-ACT	1-3/8" OD X 20' ACR Type L Copper Tube P/Ft
158.20-ACT	1-5/8" OD X 20' ACR Type L Copper Tube P/Ft
218.10ACT	2-1/8" OD X 10' ACR Type L Copper Tube P/Ft
218.20-ACT	2-1/8" OD X 20' ACR Type L Copper Tube P/Ft
258.20-ACT	2-5/8" OD X 20' ACR Type L Copper Tube P/Ft
318.20-ACT	3-1/8" OD X 20' ACR Type L Copper Tube P/Ft
418.20-ACT	4-1/8" OD X 20' ACR Type L Copper Tube P/Ft

Type M

12.10MCT	1/2" X 10' Type M Copper Tube P/Ft
12.20-MCT	1/2" X 20' Type M Copper Tube P/Ft
34.10MCT	3/4" X 10' Type M Copper Tube P/Ft
34.20-MCT	3/4" X 20' Type M Copper Tube P/Ft
1.10MCT	1" X 10' Type M Copper Tube P/Ft
1.20-MCT	1" X 20' Type M Copper Tube P/Ft
114.10MCT	1-1/4" X 10' Type M Copper Tube P/Ft
114.20-MCT	1-1/4" X 20' Type M Copper Tube P/Ft
112.10MCT	1-1/2" X 10' Type M Copper Tube P/Ft
112.20-MCT	1-1/2" X 20' Type M Copper Tube P/Ft
2.10MCT	2" X 10' Type M Copper Tube P/Ft
2.20-MCT	2" X 20' Type M Copper Tube P/Ft
212.10MCT	2-1/2" X 10' Type M Copper Tube P/Ft
3.10MCT	3" X 10' Type M Copper Tube P/Ft
3.20-MCT	3" X 20' Type M Copper Tube P/Ft
4.20-MCT	4" X 20' Type M Copper Tube P/Ft

Type K

38.20-KCT	3/8" X 20' Type K Copper Tube P/Ft
12.20-CCKCT	1/2" X 20' C&C Type K Copper Tube P/Ft
12.20-KCT	1/2" X 20' Type K Copper Tube P/Ft
34.20-KCT	3/4" X 20' Type K Copper Tube P/Ft
1.20-CCKCT	1" X 20' C&C Type K Copper Tube P/Ft
1.20-KCT	1" X 20' Type K Copper Tube P/Ft
114.20-KCT	1-1/4" X 20' Type K Copper Tube P/Ft
112.20-KCT	1-1/2" X 20' Type K Copper Tube P/Ft
2.20-KCT	2" X 20' Type K Copper Tube P/Ft

DWV

112.10DWVCT	1-1/2" X 10' DWV Copper Tube P/Ft
112.20-DWVCT	1-1/2" X 20' DWV Copper Tube P/Ft
114.10DWVCT	1-1/4" X 10' DWV Copper Tube P/Ft
114.20-DWVCT	1-1/4" X 20' DWV Copper Tube P/Ft
2.10DWVCT	2" X 10' DWV Copper Tube P/Ft
2.20-DWVCT	2" X 20' DWV Copper Tube P/Ft



14

COPPER TUBING

Type K & L - Coils	
14.60-KCT	1/4" X 60' Type K Copper Tube P/Coil
38.60-KCT	3/8" X 60' Type K Copper Tube P/Coil
12.100-KCT	1/2" X 100' Type K Copper Tube P/Coil
12.100-LCT	1/2" X 100' Type L Copper Tube P/Coil
12.60-KCT	1/2" X 60' Type K Copper Tube P/Coil
12.60-LCT	1/2" X 60' Type L Copper Tube P/Coil
34.100-KCT	3/4" X 100' Type K Copper Tube P/Coil
34.100-LCT	3/4" X 100' Type L Copper Tube P/Coil
34.60-KCT	3/4" X 60' Type K Copper Tube P/Coil
34.60-LCT	3/4" X 60' Type L Copper Tube P/Coil
1.100-KCT	1" X 100' Type K Copper Tube P/Coil
1.60-KCT	1" X 60' Type K Copper Tube P/Coil
1.60-LCT	1" X 60' Type L Copper Tube P/Coil
114.60-KCT	1-1/4" X 60' Type K Copper Tube P/Coil
114.60-LCT	1-1/4" X 60' Type L Copper Tube P/Coil
112.60-KCT	1-1/2" X 60' Type K Copper Tube P/Coil
2.40-KCT	2" X 40' Type K Copper Tube P/Coil
2.60-KCT	2" X 60' Type K Copper Tube P/Coil

90° Elbows

CB12C90	1/2" CXC 90 Elbow C&B
CB34C90	3/4" CXC 90 Elbow C&B
CB34CST90	3/4" FTGXC St 90 Elbow C&B
CB1C90	1" CXC 90 Elbow C&B
CB1CST90	1" FTGXC St 90 Elbow C&B
CB114C90	1-1/4" CXC 90 Elbow C&B
CB112C90	1-1/2" CXC 90 Elbow C&B
CB2C90	2" CXC 90 Elbow C&B

45° Elbows

CB12C45	1/2" CXC 45 Elbow C&B
CB34C45	3/4" CXC 45 Elbow C&B
CB34CST45	3/4" FTGXC St 45 Elbow C&B
CB1CST45	1" FTGXC St 45 Elbow C&B
CB1C45	1" CXC 45 Elbow C&B
CB112C45	1-1/2" CXC 45 Elbow C&B
CB2C45	2" CXC 45 Elbow C&B
CB4C45	4" CXC 45 Elbow C&B

Couplings

CB12.38CCOUP	1/2" X 3/8" CXC Coupling C&B
CB12CCOUP	1/2" CXC Coupling (5/8" OD) C&B
CB12.14CCOUP	1/2" X 1/4" CXC Coupling C&B
CB34.38CCOUP	3/4" X 3/8" CXC Coupling C&B
CB34CCOUP	3/4" CXC Coupling (7/8" OD) C&B
CB34.12CCOUP	3/4" X 1/2" CXC Coupling C&B
CB1CCOUP	1" CXC Coupling (1-1/8" OD) C&B
CB1.12CCOUP	1" X 1/2" CXC Coupling C&B
CB1.34CCOUP	1" X 3/4" CXC Coupling C&B
CB114CCOUP	1-1/4" CXC Coupling C&B
CB112CCOUP	1-1/2" CXC Coupling C&B
CB2CSLCOUP	2" CXC Slip Coupling C&B
CB2.112CCOUP	2" X 1-1/2" CXC Coupling C&B
CB2CCOUP	2" CXC Coupling C&B
CB2.34CCOUP	2" X 3/4" CXC Coupling C&B

Caps

CB12CCAP	1/2" Copper Cap C&B
CB34CCAP	3/4" Copper Cap C&B
CB1CCAP	1" Copper Cap C&B
CB114CCAP	1-1/4" Copper Cap C&B
CB112CCAP	1-1/2" Copper Cap C&B
CB4CCAP	4" Copper Cap C&B

Tees

CB12CT	1/2" CXCXC Tee C&B
CB34CT	3/4" CXCXC Tee C&B
CB34.12.12CT	3/4" X 1/2" X 1/2" CXCXC Tee C&B
CB34.12.34CT	3/4" X 1/2" X 3/4" CXCXC Tee C&B
CB34.12CT	3/4" X 3/4" X 1/2" CXCXC Tee C&B
CB1.34CT	1" X 1" X 3/4" CXCXC Tee C&B
CB1.34.34CT	1" X 3/4" X 3/4" CXCXC Tee C&B
CB1.34.1CT	1" X 3/4" X 1" CXCXC Tee C&B
CB1CT	1" CXCXC Tee C&B
CB1.12CT	1" X 1" X 1/2" CXCXC Tee C&B
CB114CT	1-1/4" CXCXC Tee C&B
CB112.34CT	1-1/2" X 1-1/2" X 3/4" CXCXC Tee C&B
CB112CT	1-1/2" CXCXC Tee C&B
CB112.2CT	1-1/2" X 1-1/2" X 2" CXCXC Tee C&B
CB112.1CT	1-1/2" X 1-1/2" X 1" CXCXC Tee C&B
CB2.112CT	2" X 2" X 1-1/2" CXCXC Tee C&B
CB2.34CT	2" X 2" X 3/4" CXCXC Tee C&B
CB2.12CT	2" X 2" X 1/2" CXCXC Tee C&B
CB2.114.112CT	2" X 1-1/4" X 1-1/2" CXCXC Tee C&B
CB2.1.1CT	2" X 1" X 1" CXCXC Tee C&B
CB2CT	2" CXCXC Tee C&B
CB2.1CT	2" X 2" X 1" CXCXC Tee C&B

Female Adapters

CB14CFA	1/4" CXF Female Adapter C&B
CB14CMA	1/4" CXM Male Adapter C&B
CB12CMA	1/2" CXM Male Adapter C&B
CB12CFA	1/2" CXF Female Adapter C&B
CB34CMA	3/4" CXM Male Adapter C&B
CB34CFA	3/4" CXF Female Adapter C&B
CB2CMA	2" CXM Male Adapter C&B

Fitting Reducers

CB34.12CFR	3/4" X 1/2" FTGXC Fitting Reducer C&B
CB114.1CFR	1-1/4" X 1" FTGXC Fitting Reducer C&B
CB2.112CFR	2" X 1-1/2" FTGXC Fitting Reducer C&B

Unions

CB12CU	1/2" CXC Union C&B
CB34CU	3/4" CXC Union C&B
CB1CU	1" CXC Union C&B

Connected in quality.

PRESS FITTINGS

PROPRESS® + MEGAPRESS®

— CONSISTENT, RELIABLE
CONNECTIONS

WITH VIEGA® PRESS TECHNOLOGY



viega



90° Elbows

12CPFDE90	1/2" Press X Female Copper DE 90 Elbow
12CPFHE90	1/2" Press X Female Copper HE 90 Elbow
12.34CPF90	1/2" X 3/4" Press X Female Copper 90 Elbow
12.38CPFDE90	1/2" X 3/8" Press X FPT Copper DE 90 Elbow
12CPST90	1/2" Fitting X Press Copper Street 90 Elbow
12CP90	1/2" Press Copper 90 Elbow
12CPF90	1/2" Press X Female Copper 90 Elbow
34CPST90	3/4" Fitting X Press Copper Street 90 Elbow
34CP90	3/4" Press Copper 90 Elbow
34CPF90	3/4" Press X Female Copper 90 Elbow
34CPFDE90	3/4" Press X Female Copper DE 90 Elbow
34.12CP90	3/4" X 1/2" Press Copper 90 Elbow
1CPST90	1" Fitting X Press Copper Street 90 Elbow
1CP90	1" Press Copper 90 Elbow
1CPF90	1" Press X Female Copper 90 Elbow
1.34CP90	1" X 3/4" Press 90 Elbow
112CPST90	1-1/2" Fitting X Press Copper Street 90 Elbow
112CP90	1-1/2" Press Copper 90 Elbow
114CPST90	1-1/4" Fitting X Press Copper Street 90 Elbow
114CP90	1-1/4" Press Copper 90 Elbow
2CPST90	2" Fitting X Press Copper Street 90 Elbow
2CP90	2" Press Copper 90 Elbow
212CPST90	2-1/2" Fitting X Press Copper Street 90 Elbow
212CP90	2-1/2" Press Copper 90 Elbow
3CPST90	3" Fitting X Press Copper Street 90 Elbow
3CP90	3" Press Copper 90 Elbow
4CPST90	4" Fitting X Press Copper Street 90 Elbow
4CP90	4" Press Copper 90 Elbow

Caps

12CPCAP	1/2" Press Copper Cap
34CPCAP	3/4" Press Copper Cap
1CPCAP	1" Press Copper Cap
114CPCAP	1-1/4" Press Copper Cap
112CPCAP	1-1/2" Press Copper Cap
2CPCAP	2" Press Copper Cap
212CPCAP	2-1/2" Press Copper Cap
3CPCAP	3" Press Copper Cap
4CPCAP	4" Press Copper Cap

45° Elbows

12CPST45	1/2" Fitting X Press Copper Street 45 Elbow
12CP45	1/2" Press Copper 45 Elbow
34CPST45	3/4" Fitting X Press Copper Street 45 Elbow
34CP45	3/4" Press Copper 45 Elbow
1CPST45	1" Fitting X Press Copper Street 45 Elbow
1CP45	1" Press Copper 45 Elbow
112CPST45	1-1/2" Fitting X Press Copper Street 45 Elbow
112CP45	1-1/2" Press Copper 45 Elbow
114CPST45	1-1/4" Fitting X Press Copper Street 45 Elbow
114CP45	1-1/4" Press Copper 45 Elbow
2CPST45	2" Fitting X Press Copper Street 45 Elbow
2CP45	2" Press Copper 45 Elbow
212CPST45	2-1/2" Fitting X Press Copper Street 45 Elbow
212CP45	2-1/2" Press Copper 45 Elbow
3CPST45	3" Fitting X Press Copper Street 45 Elbow
3CP45	3" Press Copper 45 Elbow
4CPST45	4" Fitting X Press Copper Street 45 Elbow
4CP45	4" Press Copper 45 Elbow

Tees

12CPT	1/2" Press Copper Tee
12CPFT	1/2" Press X FPT Copper Tee
12.34CPT	1/2" X 1/2" X 3/4" Press Copper Tee
34CPT	3/4" Press Copper Tee
34CPFT	3/4" Press X FPT Copper Tee
34.12.12CPT	3/4" X 1/2" X 1/2" Press Copper Tee
34.12.34CPT	3/4" X 1/2" X 3/4" Press Copper Tee
34.18.34CPFT	3/4" X 1/8" X 3/4" Press X FPT Copper Tee
34.1CPT	3/4" X 3/4" X 1" Press Copper Tee
34.12CPT	3/4" X 3/4" X 1/2" Press Copper Tee
34.12CPFT	3/4" X 3/4" X 1/2" Press X FPT Copper Tee
34.14CPFT	3/4" X 3/4" X 1/4" Press X FPT Copper Tee
1CPT	1" Press Copper Tee
1.12CPT	1" X 1" X 1/2" Press Copper Tee
1.12CPFT	1" X 1" X 1/2" Press X FPT Copper Tee
1.114CPT	1" X 1" X 1-1/4" Press Copper Tee
1.34CPT	1" X 1" X 3/4" Press Copper Tee
1.34CPFT	1" X 1" X 3/4" Press X FPT Copper Tee
1.12.1CPT	1" X 1/2" X 1" Press Copper Tee
1.12.34CPT	1" X 1/2" X 3/4" Press Copper Tee
1.34.1CPT	1" X 3/4" X 1" Press Copper Tee
1.34.12CPT	1" X 3/4" X 1/2" Press Copper Tee
1.34.34CPT	1" X 3/4" X 3/4" Press Copper Tee
114CPT	1-1/4" Press Copper Tee
114.1CPT	1-1/4" X 1" X 1" Press Copper Tee



16

VIEGA PROGRESS

Tees (continued)

114.1.12CPT	1-1/4" X 1" X 1/2" Press Copper Tee
114.1.34CPT	1-1/4" X 1" X 3/4" Press Copper Tee
114.12.114CPT	1-1/4" X 1/2" X 1-1/4" Press Copper Tee
114.1CPT	1-1/4" X 1-1/4" X 1" Press Copper Tee
114.12CPT	1-1/4" X 1-1/4" X 1/2" Press Copper Tee
114.12CPFT	1-1/4" X 1-1/4" X 1/2" Press X FPT Copper Tee
114.34CPT	1-1/4" X 1-1/4" X 3/4" Press Copper Tee
114.34CPFT	1-1/4" X 1-1/4" X 3/4" Press X FPT Copper Tee
114.34.1CPT	1-1/4" X 3/4" X 1" Press Copper Tee
114.34.114CPT	1-1/4" X 3/4" X 1-1/4" Press Copper Tee
114.34.34CPT	1-1/4" X 3/4" X 3/4" Press Copper Tee
112.1CPT	1-1/2" X 1" X 1" Press Copper Tee
112.1.112CPT	1-1/2" X 1" X 1-1/2" Press Copper Tee
112.1.34CPT	1-1/2" X 1" X 3/4" Press Copper Tee
112.1CPT	1-1/2" X 1-1/2" X 1" Press Copper Tee
112.12CPT	1-1/2" X 1-1/2" X 1/2" Press Copper Tee
112.12CPFT	1-1/2" X 1-1/2" X 1/2" Press X FPT Copper Tee
112.114CPT	1-1/2" X 1-1/2" X 1-1/4" Press Copper Tee
112.34CPT	1-1/2" X 1-1/2" X 3/4" Press Copper Tee
112.34CPFT	1-1/2" X 1-1/2" X 3/4" Press X FPT Copper Tee
112.114.1CPT	1-1/2" X 1-1/4" X 1" Press Copper Tee
112.114.114CPT	1-1/2" X 1-1/4" X 1-1/4" Press Copper Tee
112.114.34CPT	1-1/2" X 1-1/4" X 3/4" Press Copper Tee
112CPT	1-1/2" X Press Copper Tee
2CPT	2" Press Copper Tee
2.112.1CPT	2" X 1-1/2" X 1" Press Copper Tee
2.112.112CPT	2" X 1-1/2" X 1-1/2" Press Copper Tee
2.112.114CPT	2" X 1-1/2" X 1-1/4" Press Copper Tee
2.112.2CPT	2" X 1-1/2" X 2" Press Copper Tee
2.112.34CPT	2" X 1-1/2" X 3/4" Press Copper Tee
2.1CPT	2" X 2" X 1" Press Copper Tee
2.12CPT	2" X 2" X 1/2" Press Copper Tee
2.12CPFT	2" X 2" X 1/2" Press X FPT Copper Tee
2.112CPT	2" X 2" X 1-1/2" Press Copper Tee
2.114CPT	2" X 2" X 1-1/4" Press Copper Tee
2.114.114CPT	2" X 2" X 1-1/4" X 1-1/4" Press Copper Tee
2.34CPT	2" X 2" X 3/4" Press Copper Tee
2.34CPFT	2" X 2" X 3/4" Press X FPT Copper Tee
212CPT	2-1/2" Press Copper Copper Tee
212.2.1CPT	2-1/2" X 2" X 1" Press Copper Tee
212.2.112CPT	2-1/2" X 2" X 1-1/2" Press Copper Tee
212.2.2CPT	2-1/2" X 2" X 2" Press Copper Tee
212.2.212CPT	2-1/2" X 2" X 2-1/2" Press Copper Tee
212.1CPT	2-1/2" X 2-1/2" X 1" Press Copper Tee
212.12CPT	2-1/2" X 2-1/2" X 1/2" Press Copper Tee

Tees (continued)

212.112CPT	2-1/2" X 2-1/2" X 1-1/2" Press Copper Tee
212.114CPT	2-1/2" X 2-1/2" X 1-1/4" Press Copper Tee
212.2CPT	2-1/2" X 2-1/2" X 2" Press Copper Tee
212.34CPT	2-1/2" X 2-1/2" X 3/4" Press Copper Tee
212.34CPFT	2-1/2" X 2-1/2" X 3/4" Press X FPT Copper Tee
212.34.212CPT	2-1/2" X 3/4" X 2-1/2" Press Copper Tee
3CPT	3" Press Copper Tee
3.1.3CPT	3" X 1" X 3" Press Copper Tee
3.112.3CPT	3" X 1-1/2" X 3" Press Copper Tee
3.2.2CPT	3" X 2" X 2" Press Copper Tee
3.2.212CPT	3" X 2" X 2-1/2" Press Copper Tee
3.212.212CPT	3" X 2-1/2" X 2-1/2" Press Copper Tee
3.1CPT	3" X 3" X 1" Press Copper Tee
3.12CPT	3" X 3" X 1/2" Press Copper Tee
3.112CPT	3" X 3" X 1-1/2" Press Copper Tee
3.114CPT	3" X 3" X 1-1/4" Press Copper Tee
3.2CPT	3" X 3" X 2" Press Copper Tee
3.212CPT	3" X 3" X 2-1/2" Press Copper Tee
3.34CPT	3" X 3" X 3/4" Press Copper Tee
3.34CPFT	3" X 3" X 3/4" Press X FPT Copper Tee
4CPT	4" Press Copper Tee
4.3.3CPT	4" X 3" X 3" Press Copper Tee
4.1CPT	4" X 4" X 1" Press Copper Tee
4.12CPT	4" X 4" X 1/2" Press Copper Tee
4.112CPT	4" X 4" X 1-1/2" Press Copper Tee
4.114CPT	4" X 4" X 1-1/4" Press Copper Tee
4.2CPT	4" X 4" X 2" Press Copper Tee
4.2CPFT	4" X 4" X 2" Press X FPT Copper Tee
4.212CPT	4" X 4" X 2-1/2" Press Copper Tee
4.3CPT	4" X 4" X 3" Press Copper Tee
4.34CPT	4" X 4" X 3/4" Press Copper Tee
4.34CPFT	4" X 4" X 3/4" Press X FPT Copper Tee

Couplings

12CPCOUP	1/2" Press Copper Coupling
12CPEXTSLCOUP	1/2" Press Copper Slip Coupling
12CPSLCOUP	1/2" Press Copper Slip Coupling
3.212CPCOUP	3" X 2-1/2" Press Copper Coupling
34CPCOUP	3/4" Press Copper Coupling
34CPSLCOUP	3/4" Press Copper Slip Coupling
34CPEXTSLCOUP	3/4" Press Copper Slip Coupling
1CPCOUP	1" Press Copper Coupling
1CPSLCOUP	1" Press Copper Slip Coupling
1.12CPCOUP	1" X 1/2" Press Copper Coupling
1.34CPCOUP	1" X 3/4" Press Copper Coupling



Couplings (continued)

114CPCOUP	1-1/4" Press Copper Coupling
114CPSLCOUP	1-1/4" Press Copper Slip Coupling
114.1CPCOUP	1-1/4" X 1" Press Copper Coupling
114.34CPCOUP	1-1/4" X 3/4" Press Copper Coupling
112CPCOUP	1-1/2" Press Copper Coupling
112CPSLCOUP	1-1/2" Press Copper Slip Coupling
112.1CPCOUP	1-1/2" X 1" Press Copper Coupling
112.114CPCOUP	1-1/2" X 1-1/4" Press Copper Coupling
112.34CPCOUP	1-1/2" X 3/4" Press Copper Coupling
2CPCOUP	2" Press Copper Coupling
2CPSLCOUP	2" Press Copper Slip Coupling
2CPEXTSLCOUP	2" Press Copper Slip Coupling
2.1CPCOUP	2" X 1" Press Copper Coupling
2.112CPCOUP	2" X 1-1/2" Press Copper Coupling
2.114CPCOUP	2" X 1-1/4" Press Copper Coupling
2.34CPCOUP	2" X 3/4" Press Copper Coupling
212CPCOUP	2-1/2" Press Copper Coupling
212CPSLCOUP	2-1/2" Press Copper Slip Coupling
212.112CPCOUP	2-1/2" X 1-1/2" Press Copper Coupling
212.2CPCOUP	2-1/2" X 2" Press Copper Coupling
3CPCOUP	3" Press Copper Coupling
3CPSLCOUP	3" Press Copper Slip Coupling
3.112CPCOUP	3" X 1-1/2" Press Copper Coupling
3.2CPCOUP	3" X 2" Press Copper Coupling
34.12CPCOUP	3/4" X 1/2" Press Copper Coupling
4CPCOUP	4" Press Copper Coupling
4CPSLCOUP	4" Press Copper Slip Coupling
4.2CPCOUP	4" X 2" Press Copper Coupling
4.212CPCOUP	4" X 2-1/2" Press Copper Coupling
4.3CPCOUP	4" X 3" Press Copper Coupling

Valves

12CPBVP	24000 1/2" Copp Press Ball Valve W/Plstc Hndle
12CPCV	1/2" Press Copper In-Line Check Valve
12LFCPBVMH	79920 1/2" Copp Press Ball Valve W/Mtl Hndle
34CPBV	24005 3/4" Copper Press Ball Valve
34CPCV	3/4" Press Copper In-Line Check Valve
34LFCPBVMH	79925 3/4" Copp Press Ball Valve W/Mtl Hndle
1CPBV	24010 1" Copper Press Ball Valve
1CPCV	1" Press Copper In-Line Check Valve
1LFCPBVMH	79930 1" Copp Press Ball Valve W/Mtl Hndle
114CPBV	24015 1-1/4" Copper Press Ball Valve
114CPCV	1-1/4" Press Copper In-Line Check Valve
114LFCPBVMH	79935 1-1/4" Copp Press Ball Valve W/Mtl Hndle
112CPBV	24020 1-1/2" Copper Press Ball Valve

Valves (continued)

112CPCV	1-1/2" Press Check Valve
112LFCPBVMH	79940 1-1/2" Copp Press Ball Valve W/Mtl Hndle
2CPBV	24025 2" Copper Press Ball Valve
2CPCV	2" Press Copper In-Line Check Valve
2LFCPBVMH	79120 2" Copper Press Ball Valve W/Mtl Hndle
3CPBFV	3" Copper Press Butterfly Valve

Female Adapters

12CPSTFA	1/2" Ftg X FPT Copper St Female Adapter
12CPFA	1/2" Press Copper Female Adapter
12.34CPSTFA	1/2" X 3/4" Ftg X FPT Copper St Female Adapter
12.34CPFA	1/2" X 3/4" Press Copper Female Adapter
12.38CPSTFA	1/2" X 3/8" Ftg X FPT Copper St Female Adapter
12.38CPFA	1/2" X 3/8" Press Copper Female Adapter
34CPSTFA	3/4" Ftg X FPT Copper St Female Adapter
34CPFA	3/4" Press Copper Female Adapter
34.12CPSTFA	3/4" X 1/2" Ftg X FPT Copper St Female Adapter
34.12CPFA	3/4" X 1/2" Press Copper Female Adapter
1CPSTFA	1" Ftg X FPT Copper St Female Adapter
1CPFA	1" Press Copper Female Adapter
1.12CPFA	1" X 1/2" Press Copper Female Adapter
1.114CPFA	1" X 1-1/4" Press Copper Female Adapter
1.34CPFA	1" X 3/4" Press Copper Female Adapter
114CPSTFA	1-1/4" Ftg X FPT Copper St Female Adapter
114CPFA	1-1/4" Press Copper Female Adapter
114.1CPFA	1-1/4" X 1" Press Copper Female Adapter
114.12CPFA	1-1/4" X 1/2" Press Copper Female Adapter
114.112CPFA	1-1/4" X 1-1/2" Press Copper Female Adapter
112CPSTFA	1-1/2" Ftg X FPT Copper St Female Adapter
112CPFA	1-1/2" Press Copper Female Adapter
112.114CPFA	1-1/2" X 1-1/4" Press Copper Female Adapter
2CPSTFA	2" Ftg X FPT Copper St Female Adapter
2CPFA	2" Press Copper Female Adapter
212CPFA	2-1/2" Press Copper Female Adapter
3CPFA	3" Press Copper Female Adapter
4CPFA	4" Press Copper Female Adapter

Male Adapters

12CPSTMA	1/2" Ftg X MPT St Male Adapter
12CPMA	1/2" Press Copper Male Adapter
12.34CPMA	1/2" X 3/4" Press Copper Male Adapter
12.38CPSTMA	1/2" X 3/8" Ftg X MPT St Male Adapter
12.38CPMA	1/2" X 3/8" Press Copper Male Adapter
34CPSTMA	3/4" Ftg X MPT St Male Adapter
34CPMA	3/4" Press Copper Male Adapter



16

VIEGA PROGRESS

Male Adapters (continued)

34.1CPMA	3/4" X 1" Press Copper Male Adapter
34.12CPSTMA	3/4" X 1/2" Ftg X MPT St Male Adapter
34.12CPMA	3/4" X 1/2" Press Copper Male Adapter
1CPSTMA	1" Ftg X MPT St Male Adapter
1CPMA	1" Press Copper Male Adapter
1.114CPMA	1" X 1-1/4" Press Copper Male Adapter
1.34CPSTMA	1" X 3/4" Ftg X MPT St Male Adapter
1.34CPMA	1" X 3/4" Press Copper Male Adapter
114CPSTMA	-1/4" Ftg X MPT St Male Adapter
114CPMA	1-1/4" Press Copper Male Adapter
114.1CPMA	1-1/4" X 1" Press Copper Male Adapter
114.112CPMA	1-1/4" X 1-1/2" Press Copper Male Adapter
112CPSTMA	1-1/2" Ftg X MPT St Male Adapter
112CPMA	1-1/2" Press Copper Male Adapter
112.114CPMA	1-1/2" X 1-1/4" Press Copper Male Adapter
112.2CPMA	1-1/2" X 2" Press Copper Male Adapter
2CPSTMA	2" Fitting X Street Male Adapter
2CPMA	2" Press Copper Male Adapter
2.112CPMA	2" X 1-1/2" Press Copper Male Adapter
212CPMA	2-1/2" Press Copper Male Adapter
3CPMA	3" Press Copper Male Adapter
4CPMA	4" Press Copper Male Adapter

Fitting Reducers

34.12CPFR	3/4" X 1/2" Ftg X Press Copper Ftg Reducer
1.34CPFR	1" X 3/4" Ftg X Press Copper Ftg Reducer
114.34CPFR	1-1/4 X 3/4 Ftg X Press Copper Ftg Reducer
114.1CPFR	1-1/4" X 1" Ftg X Press Copper Ftg Reducer
114.12CPFR	1-1/4" X 1/2" Ftg X Press Copper Ftg Reducer
112.114CPFR	1-1/2 X 1-1/4 Ftg X Press Copper Ftg Reducer
112.1CPFR	1-1/2" X 1" Ftg X Press Copper Ftg Reducer
112.12CPFR	1-1/2" X 1/2" Ftg X Press Copper Ftg Reducer
112.34CPFR	1-1/2" X 3/4" Ftg X Press Copper Ftg Reducer
2.1CPFR	2" X 1" Ftg X Press Copper Ftg Reducer
2.12CPFR	2" X 1/2" Ftg X Press Copper Ftg Reducer
2.112CPFR	2" X 1-1/2" Ftg X Press Copper Ftg Reducer
2.114CPFR	2" X 1-1/4" Ftg X Press Copper Ftg Reducer
2.34CPFR	2" X 3/4" Ftg X Press Copper Ftg Reducer
212.112CPFR	2-1/2 X 1-1/2 Ftg X Press Copper Ftg Reducer
212.114CPFR	2-1/2 X 1-1/4 Ftg X Press Copper Ftg Reducer
212.1CPFR	2-1/2" X 1" Ftg X Press Copper Ftg Reducer
212.2CPFR	2-1/2" X 2" Ftg X Press Copper Ftg Reducer
3.112CPFR	3" X 1-1/2" Ftg X Press Copper Ftg Reducer
3.114CPFR	3" X 1-1/4" Ftg X Press Copper Ftg Reducer
3.2CPFR	3" X 2" Ftg X Press Copper Ftg Reducer

Fitting Reducers (continued)

3.212CPFR	3" X 2-1/2" Ftg X Press Copper Ftg Reducer
4.2CPFR	4" X 2" Ftg X Press Copper Ftg Reducer
4.212CPFR	4" X 2-1/2" Ftg X Press Copper Ftg Reducer
4.3CPFR	4" X 3" Ftg X Press Copper Ftg Reducer

Unions

12CPU	1/2" Press Copper Union
12CPFUDU	1/2" Press X Female Copper Dielectric Union
12CPFU	1/2" Press X Female Copper Union
12CPMU	1/2" Press X Male Copper Union
12.1CPFUTP	1/2" X 1" Press X Female Copper Union Tailpiece
34CPU	3/4" Press Copper Union
34CPFUDU	3/4" Press X Female Copper Dielectric Union
34CPFU	3/4" Press X Female Copper Union
34CPMU	3/4" Press X Male Copper Union
34.1CPFUTP	3/4" X 1" Press X Female Union Tailpiece
1CPU	1" Press Copper Union
1CPFUDU	1" Press X Female Copper Dielectric Union
1CPFU	1" Press X Female Copper Union
1CPMU	1" Press X Male Copper Union
1CPFUTP	ProPress 1" Press X FPT LF Copp Union Tailpiece
114CPU	1-1/4" Press Copper Union
114CPFU	1-1/4" Press X Female Copper Union
114CPMU	1-1/4" Press X Male Copper Union
112CPU	1-1/2" Press Copper Union
112CPFUDU	1-1/2" Press X Female Copper Dielectric Union
112CPFU	1-1/2" Press X Female Copper Union
112CPMU	1-1/2" Press X Male Copper Union
2CPU	2" Press Copper Union
2CPFU	2" Press X Female Copper Union
2CPMU	2" Press X Male Copper Union

Flanges

1CPCF	1" Flange X Press 2P Companion Flange
112CPCF	1-1/2" Flange X Press 2P Companion Flange
2CPCF	2" Flange X Press 2P Companion Flange
212CPCF	2-1/2" Flange X Press 2P Companion Flange
3CPCF	3" Flange X Press 2P Companion Flange
4CPCF	4" Flange X Press 2P Companion Flange

Miscellaneous

12CPCO	1/2" Press Copper Crossover
34CPIS	3/4" Copper Press Insert Stiffener
34CPCO	3/4" Press Copper Crossover
34CPPTP	3/4" Press Copper Test Plug



90° Elbows

14ODCPDS90	1/4" O.D. DS Press Cop 90 Elbow 5Pk
38ODCPDS90	3/8" O.D. DS Press Cop 90 Elbow 5Pk
12ODCPDS90	1/2" O.D. DS Press Cop 90 Elbow 5Pk
58ODCPDS90	5/8" O.D. DS Press Cop 90 Elbow 3Pk
34ODCPDS90	3/4" O.D. DS Press Cop 90 Elbow 3Pk
78ODCPDS90	7/8" O.D. DS Press Cop 90 Elbow 3Pk
118ODCPDS90	1-1/8" O.D. DS Press Cop 90 Elbow 2Pk

90° Street Elbows

14ODCPDSST90	1/4" O.D. Ftg X DS Press Cop St 90 Elbow 5Pk
38ODCPDSST90	3/8" O.D. Ftg X DS Press Cop St 90 Elbow 5Pk
12ODCPDSST90	1/2" O.D. Ftg X DS Press Cop St 90 Elbow 5Pk
58ODCPDSST90	5/8" O.D. Ftg X DS Press Cop St 90 Elbow 3Pk
34ODCPDSST90	3/4" O.D. Ftg X DS Press Cop St 90 Elbow 3Pk
78ODCPDSST90	7/8" O.D. Ftg X DS Press Cop St 90 Elbow 3Pk
118ODCPDSST90	1-1/8" O.D. Ftg X DS Press Cop St 90 Elbow 2P

45° Elbows

12ODCPDS45	1/2 OD ACR PXP LR 45 ELL
58ODCPDS45	5/8 OD ACR PXP LR 45 ELL
34ODCPDS45	3/4 OD ACR PXP LR 45 ELL
78ODCPDS45	7/8 OD ACR PXP LR 45 ELL
118ODCPDS45	1-1/8 OD ACR PXP LR 45 ELL

Couplings

14ODCPDSCOUP	1/4" O.D. DS Press Cop Coupling 5Pk
38ODCPDSCOUP	3/8" O.D. DS Press Cop Coupling 5Pk
12ODCPDSCOUP	1/2" O.D. DS Press Cop Coupling 5Pk
58ODCPDSCOUP	5/8" O.D. DS Press Cop Coupling 5Pk
34ODCPDSCOUP	3/4" O.D. DS Press Cop Coupling 2Pk
78ODCPDSCOUP	7/8" O.D. DS Press Cop Coupling 2Pk
118ODCPDSCOUP	1-1/8" O.D. DS Press Cop Coupling 2Pk

Reducing Couplings

38.14ODCPDSCOUP	3/8" X 1/4" O.D. DS Press Cop Coupling 5Pk
12.38ODCPDSCOUP	1/2" X 3/8" O.D. DS Press Cop Coupling 5Pk
58.12ODCPDSCOUP	5/8" X 1/2" O.D. DS Press Cop Coupling 2Pk
34.58ODCPDSCOUP	3/4" X 5/8" O.D. DS Press Cop Coupling 2Pk
78.34ODCPDSCOUP	7/8" X 3/4" O.D. DS Press Cop Coupling 2Pk
118.78ODCPDSCOUP	1-1/8" X 7/8" O.D. DS Press Cop Coupling

Tees

38ODCPDST	3/8" O.D DS Press Cop Tee 5Pk
12ODCPDST	1/2" O.D DS Press Cop Tee 5Pk
58ODCPDST	5/8" O.D DS Press Cop Tee 2Pk
34ODCPDST	3/4" O.D DS Press Cop Tee 2Pk
78ODCPDST	7/8" O.D DS Press Cop Tee 2Pk
118ODCPDST	1-1/8" O.D DS Press Cop Tee

Caps

14ODCPDSCAP	1/4" O.D. DS Press Cop Cap 5Pk
38ODCPDSCAP	3/8" O.D. DS Press Cop Cap 5Pk
12ODCPDSCAP	1/2" O.D. DS Press Cop Cap 5Pk
58ODCPDSCAP	5/8" O.D. DS Press Cop Cap 2Pk
34ODCPDSCAP	3/4" O.D. DS Press Cop Cap 2Pk
78ODCPDSCAP	7/8" O.D. DS Press Cop Cap 2Pk

Press x Flare Adapters

14ODCPDSFLRA	1/4" O.D. DS Press X Flare ASE Adapter 5Pk
38ODCPDSFLRA	3/8" O.D. DS Press X Flare ASE Adapter 5Pk
12ODCPDSFLRA	1/2" O.D. DS Press X Flare ASE Adapter 5Pk
58ODCPDSFLRA	5/8" O.D. DS Press X Flare ASE Adapter 2Pk
34ODCPDSFLRA	3/4" O.D. DS Press X Flare ASE Adapter 2Pk



Streamline[®] YOUR SYSTEM

Streamline[®] is the preferred and specified brand of industry professionals around the world. Manufactured to the highest quality standards and designed for years of trouble-free service, Streamline's suite of piping systems products provide the confidence that only comes when a solution is designed to work together.

- Nitrogenized[®] ACR Copper Tubing
- Plumbing Copper Tubing
- Line Sets & Mini-Split Line Sets
- System Protection Devices
- ACR Copper Press Fittings
- Copper Solder/Braze Fittings
- Refrigeration Valves





Pipe	
12.10CPVCP	1/2" X 10' CTS CPVC Pipe SDR11 Per Length
12.20-CPVCP	1/2" X 20' CTS CPVC Pipe SDR11 Per Length
34.10CPVCP	3/4" X 10' CTS CPVC Pipe SDR11 Per Length
34.20-CPVCP	3/4" X 20' CTS CPVC Pipe SDR11 Per Length
1.10CPVCP	1" X 10' CTS CPVC Pipe SDR11 Per Length
1.20-CPVCP	1" X 20' CTS CPVC Pipe SDR11 Per Length
114.10CPVCP	1-1/4" X 10' CTS CPVC Pipe SXSXS Tee
114.20-CPVCP	1-1/4" X 20' CTS CPVC Pipe SDR11 Per Length
112.10CPVCP	1-1/2" X 10' CTS CPVCSDR11 Per Length
112.20-CPVCP	1-1/2" X 20' CTS CPVC Pipe SDR11 Per Length
2.20-CPVCP	2" X 20' CTS CPVC Pipe SDR11 Per Length
2.10CPVCP	2" X 10' CTSCPVC SDR11 Per Length

90° and Drop Ear Elbows	
12LFCPVCBRDE90	1/2" CTS CPVC X Drop Ear 90 Elbow
12CPVC90	1/2" CTS CPVC SXS 90 Elbow
112CPVC90	1-1/2" CTS CPVC SXS 90 Elbow
114CPVC90	1-1/4" CTS CPVC SXS 90 Elbow
1CPVC90	1" CTS CPVC SXS 90 Elbow
2CPVC90	2" CTS CPVC SXS 90 Elbow
34CPVC90	3/4" CTS CPVC SXS 90 Elbow
34.12CPVC90	3/4" X 1/2" CTS CPVC SXS 90 Elbow
12CPVCST90	1/2" CTS CPVC SXS Street 90 Elbow
1CPVCST90	1" CTS CPVC SXS Street 90 Elbow
34CPVCST90	3/4" CTS CPVC SXS Street 90 Elbow

45° Elbows	
12CPVC45	1/2" CTS CPVC SXS 45 Elbow
34CPVC45	3/4" CTS CPVC SXS 45 Elbow
1CPVC45	1" CTS CPVC SXS 45 Elbow
114CPVC45	1-1/4" CTS CPVC SXS 45 Elbow
112CPVC45	1-1/2" CTS CPVC SXS 45 Elbow
2CPVC45	2" CTS CPVC SXS 45 Elbow
12CPVCST45	1/2" CTS CPVC Street 45 Elbow
34CPVCST45	3/4" CTS CPVC Street 45 Elbow
1CPVCST45	1" CTS CPVC Street 45 Elbow

Caps	
12CPVCCAP	1/2" CTS CPVC Slip Cap
34CPVCCAP	3/4" CTS CPVC Slip Cap
1CPVCCAP	1" CTS CPVC Slip Cap
114CPVCCAP	1-1/4" CTS CPVC Slip Cap
112CPVCCAP	1-1/2" CTS CPVC Slip Cap
2CPVCCAP	2" CTS CPVC Slip Cap

Couplings	
12CPVCCOUP	1/2" CTS CPVC SXS Coupling
34CPVCCOUP	3/4" CTS CPVC SXS Coupling
34CPVCTRANCOUP	3/4" CTS CPVC IPS x Socket Coupling
34.12CPVCCOUP	3/4" X 1/2" CTS CPVC SXS Coupling
1.34CPVCCOUP	1" X 3/4" CTS CPVC SXS Coupling
1CPVCCOUP	1" CTS CPVC SXS Coupling
114CPVCCOUP	1-1/4" CTS CPVC SXS Coupling
112CPVCCOUP	1-1/2" CTS CPVC SXS Coupling
2CPVCCOUP	2" CTS CPVC SXS Coupling

Tees and Reducing Tees	
12CPVCT	1/2" CTS CPVC SXSXS Tee
12.34CPVCT	1/2" X 3/4" CTS CPVC SXSXS Tee
34CPVCT	3/4" CTS CPVC SXSXS Tee
1CPVCT	1" CTS CPVC SXSXS Tee
34.12.12CPVCT	3/4" X 1/2" X 1/2" CTS CPVC SXSXS Tee
1.12.12CPVCT	1" X 1/2" X 1/2" CTS CPVC SXSXS Tee
34.12.34CPVCT	3/4" X 1/2" X 3/4" CTS CPVC SXSXS Tee
1.12.34CPVCT	1" X 1/2" X 3/4" CTS CPVC SXSXS Tee
34.1CPVCT	3/4" X 1" CTS CPVC SXSXS Tee
1.12.1CPVCT	1" X 1/2" X 1" CTS CPVC SXSXS Tee
34.12CPVCT	3/4" X 3/4" X 1/2" CTS CPVC SXSXS Tee
1.12CPVCT	1" X 1" X 1/2" CTS CPVC SXSXS Tee
1.34CPVCT	1" X 1" X 3/4" CTS CPVC SXSXS Tee
1.34.1CPVCT	1" X 3/4" X 1" CTS CPVC SXSXS Tee
1.34.12CPVCT	1" X 3/4" X 1/2" CTS CPVC SXSXS Tee
1.34.34CPVCT	1" X 3/4" X 3/4" CTS CPVC SXSXS Tee
114CPVCT	1-1/4" CTS CPVC SXSXS Tee
114.12CPVCT	1-1/4" X 1/2" CTS CPVC SXSXS Tee
114.34CPVCT	1-1/4" X 3/4" CTS CPVC SXSXS Tee
114.1CPVCT	1-1/4" X 1" CTS CPVC SXSXS Tee
114.1.1CPVCT	1-1/4" X 1" X 1" CTS CPVC SXSXS Tee
112.12CPVCT	1-1/2" X 1/2" CTS CPVC SXSXS Tee
112.34CPVCT	1-1/2" X 3/4" CTS CPVC SXSXS Tee
112.1CPVCT	1-1/2" X 1" CTS CPVC SXSXS Tee
112CPVCT	1-1/2" CTS CPVC SXSXS Tee
2.12CPVCT	2" X 1/2" CTS CPVC SXSXS Tee
2.34CPVCT	2" X 3/4" CTS CPVC SXSXS Tee
2.1CPVCT	2" X 1" CTS CPVC SXSXS Tee
2.112CPVCT	2" X 1-1/2" CTS CPVC SXSXS Tee
2CPVCT	2" CTS CPVC SXSXS Tee



18

FLOWGUARD GOLD CPVC

Bushings

12CPVCTRANB	1/2" CTS CPVC IPS X SPG Bushing
34.12CPVCB	3/4" X 1/2" CTS CPVC SXSPG Bushing
34CPVCTRANB	3/4" CTS CPVC IPS X SPG Bushing
1CPVCTRANB	1" CTS CPVC IPS X SPG Bushing
1.12CPVCB	1" X 1/2" CTS CPVC SXSPG Bushing
1.34CPVCB	1" X 3/4" CTS CPVC SXSPG Bushing
114.12CPVCB	1-1/4" X 1/2" CTS CPVC SXSPG Bushing
114.34CPVCB	1-1/4" X 3/4" CTS CPVC SXSPG Bushing
114.1CPVCB	1-1/4" X 1" CTS CPVC SXSPG Bushing
114CPVCTRANB	1-1/4" CTS CPVC IPS X SPG Bushing
112CPVCTRANB	1-1/2" CTS CPVC IPS X SPG Bushing
112.12CPVCB	1-1/2" X 1/2" CTS CPVC SXSPG Bushing
112.34CPVCB	1-1/2" X 3/4" CTS CPVC SXSPG Bushing
112.1CPVCB	1-1/2" X 1" CTS CPVC SXSPG Bushing
112.114CPVCB	1-1/2" X 1-1/4" CTS CPVC SXSPG Bushing
2CPVCTRANB	2" CTS CPVC IPS X SPG Bushing
2.12CPVCB	2" X 1/2" CTS CPVC SXSPG Bushing
2.34CPVCB	2" X 3/4" CTS CPVC SXSPG Bushing
2.1CPVCB	2" X 1" CTS CPVC SXSPG Bushing
2.114CPVCB	2" X 1-1/4" CTS CPVC SXSPG Bushing
2.112CPVCB	2" X 1-1/2" CTS CPVC SXSPG Bushing

Male & Female Adapters

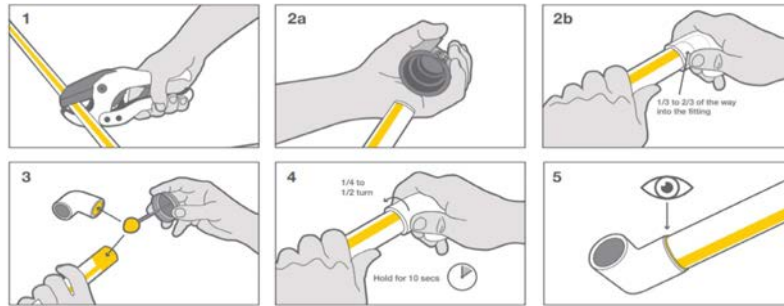
12LFCPVCBRFA	1/2" CTS CPVC Socket X Brass Female Adapter
34LFCPVCBRFA	3/4" CTS CPVC Socket X Brass Female Adapter
1LFCPVCBRFA	1" CTS CPVC Socket X Brass Female Adapter
114LFCPVCBRFA	1-1/4" CTS CPVC Socket X Brass Female Adapter
112LFCPVCBRFA	1-1/2" CTS CPVC Socket X Brass Female Adapter
2LFCPVCBRFA	2" CTS CPVC Socket X Brass Female Adapter
12CPVCMA	1/2" CTS CPVC Socket X Male Adapter
34CPVCMA	3/4" CTS CPVC Socket X Male Adapter
1CPVCMA	1" CTS CPVC Socket X Male Adapter
114CPVCMA	1-1/4" CTS CPVC Male Adapter
112CPVCMA	1-1/2" CTS CPVC Male Adapter
2CPVCMA	2" CTS CPVC Socket X Male Adapter
1LFCPVCBRMA	1" CTS CPVC Socket X Brass Male Adapter
114LFCPVCBRMA	1-1/4" CTS CPVC Socket X Brass Male Adapter
2LFCPVCBRMA	2" CTS CPVC Socket X Brass Male Adapter



FLOWGUARD GOLD QUICK REFERENCE SHEET



SOLVENT WELDING



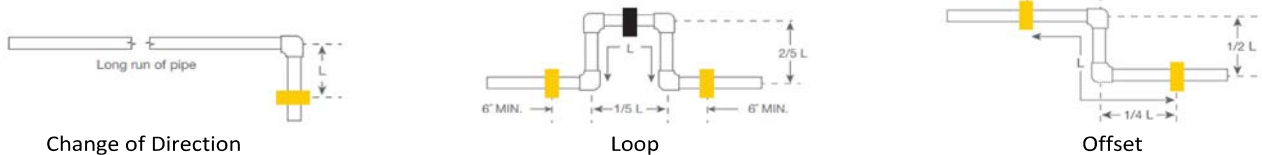
- 1 - Cut the pipe square: Using ratchet cutters, wheel cutters or a fine tooth saw.
- 2 - Prepare the pipe and fittings: **(a)** Using a chamfering tool, remove any burrs or filings and bevel the end of the pipe. Using a dry rag, wipe away any moisture from the joint surfaces. **(b)** Check that the pipe contacts the socket wall 1/3 to 2/3 of the way into the fitting socket. If it goes all the way into the fitting, discard the fitting.
- 3 - Apply FlowGuard Gold One-Step Solvent Cement: Apply a heavy coat of solvent cement to the outside of pipe end. Using the same applicator, apply a thin coat inside the fitting socket. Do not allow excess cement to puddle in the fitting.
- 4 - Assemble the joint: Insert the pipe into the fitting, rotating the pipe ¼ to ½ turn while inserting to ensure even distribution of cement. Properly align the fitting and hold for 10 seconds. Longer hold times may be required on larger pipe sizes.
- 5 - Proper Assembly: While the cement is still wet, immediately assemble the pipe and fitting, rotating the pipe ¼ to ½ turn (if possible) until the fitting stop is reached. Hold the assembly together for approximately 30 seconds to avoid push out. Check that an even bead of cement is visible around the joint. Wipe cement excess off for proper cure.

DO'S & DON'TS

- Do not pre-assemble the plumbing system without solvent cement, this increases the risk of dry-fit failures.
- Use a dauber that is at least 1/2 the size of the pipe diameter.
- Do not place hangers or straps that restrict the natural movement of the pipe caused by expansion and contraction.
- Temperature of fittings and pipe must be the same before applying cement.
- Do not butt-up elbows or tees against fixed structures (joists, studs, walls, etc...).
- Do not use ratcheting cutters on aged pipes.

EXPANSION / CONTRACTION

FlowGuard Gold will expand about 1 inch per 50 feet of straight length of pipe per 50°F temperature increase. Follow manufacturer's instructions on calculating the size of the expansion joint required. Consider expansion joints on horizontal pipe runs over 50' (hot) and 100' (cold).



CEMENT CURE TIMES

Pipe Diameter		Temperature during assembly and cure period			
		60° to 100°F	40° to 60°F	20° to 40°F	0° to 20°F
½" to 1¼"	Up to 180 psi	1 hour	2 hours	Please contact Oatey Technical Services for cure time information	
	180 psi +	6 hours	12 hours		
1½" to 2"	Up to 180 psi	2 hours	4 hrs		
	180 psi +	12 hours	24 hours		

Consult the **FBC System Compatible Program** for chemical compatibility of any construction products in contact with FlowGuard Gold. Website found at www.fbcssystemcompatible.com





19

FLAMEGUARD

Sprinkler Pipe & Fittings

SPECPO10	1 FIRE SPRINKLER PIPE (15 FT.LENGTH) / FT
SPECPO15	1-1/2 FIRE SPRINKLER PIPE (15 FT.LENGTH) / FT
SPE4206010	1 CPVC FLAMEGUARD 90 ELL SOC
SPE4206015	1-1/2 CPVC FLAMEGUARD 90 ELL SOC
SPE4201010	1 CPVC FLAMEGUARD TEE SOC
SPE4201015	1-1/2 CPVC FLAMEGUARD TEE SOC
SPE4201211	1-1/2X1 CPVC FLAMEGUARD RED TEE SOC
SPE4202010	1 CPVC FLAMEGUARD SPRINKLER HD TEE
SPE4229010	1 CPVC FLAMEGUARD COUP SOC
SPE4229015	1-1/2 CPVC FLAMEGUARD COUP SOC
SPE4247010	1 CPVC FLAMEGUARD CAP SOC
SPE4247015	1-1/2 CPVC FLAMEGUARD CAP SOC
SPE4238130	1X1/2 CPVC FG SPRKLR HD ADAPTER SPIGOT
SPE4238130SR	1X1/2 CPVC FG FEM SPRKLR ADAPT W/SS RING
SPE4237211	1-1/2X1 CPVC FG RED BUSH SPI
SPE4235130GS	1X1/2 CPVC FEM HEAD ADAPT W/GSK SOCXTHD
SPE4236010	1 CPVC FG MALE ADAPTER BR/MPTXSOC
SPE4235015	1-1/2 CPVC FG FEM ADAPTER SOCXBRFPT



CPVC 80 Pipe

12.20-80CPVCP	1/2" X 20' Schedule 80 CPVC Pipe Per Length
34.20-80CPVCP	3/4" X 20' Schedule 80 CPVC Pipe Per Length
1.20-80CPVCP	1" X 20' Schedule 80 CPVC Pipe Per Length
114.20-80CPVCP	1-1/4" X 20' Schedule 80 CPVC Pipe Per Length
112.20-80CPVCP	1-1/2" X 20' Schedule 80 CPVC Pipe Per Length
2.20-80CPVCP	2" X 20' Schedule 80 CPVC Pipe Per Length
212.20-80CPVCP	2-1/2" X 20' Schedule 80 CPVC Pipe Per Length
3.20-80CPVCP	3" X 20' Schedule 80 CPVC Pipe Per Length
4.20-80CPVCP	4" X 20' Schedule 80 CPVC Pipe Per Length
6.20-80CPVCP	6" X 20' Schedule 80 CPVC Pipe Per Length
2.1080CPVCP	2" X 10' Schedule 80 CPVC Pipe Per Length
3.1080CPVCP	3" X 10' Schedule 80 CPVC Pipe Per Length
4.1080CPVCP	4" X 10' Schedule 80 CPVC Pipe Per Length

90° Elbows

12CPVC8090	1/2" CPVC 80 SXS 90 Elbow
34CPVC8090	3/4" CPVC 80 SXS 90 Elbow
1CPVC8090	1" CPVC 80 SXS 90 Elbow
114CPVC8090	1-1/4" CPVC 80 SXS 90 Elbow
112CPVC8090	1-1/2" CPVC 80 SXS 90 Elbow
2CPVC8090	2" CPVC 80 SXS 90 Elbow
212CPVC8090	2-1/2" CPVC 80 SXS 90 Elbow
3CPVC8090	3" CPVC 80 SXS 90 Elbow
4CPVC8090	4" CPVC 80 SXS 90 Elbow
6CPVC8090	6" CPVC 80 SXS 90 Elbow

45° Elbows

34CPVC8045	3/4" CPVC 80 SXS 45 Elbow
1CPVC8045	1" CPVC 80 SXS 45 Elbow
112CPVC8045	1-1/2" CPVC 80 SXS 45 Elbow
2CPVC8045	2" CPVC 80 SXS 45 Elbow
212CPVC8045	2-1/2" CPVC 80 SXS 45 Elbow
3CPVC8045	3" CPVC 80 SXS 45 Elbow
4CPVC8045	4" CPVC 80 SXS 45 Elbow
6CPVC8045	6" CPVC 80 SXS 45 Elbow

Couplings

12CPVC80COUP	1/2" CPVC 80 SXS Coupling
34CPVC80COUP	3/4" CPVC 80 SXS Coupling
1CPVC80COUP	1" CPVC 80 SXS Coupling
114CPV80COUP	1-1/4" CPVC 80 SXS Coupling
112CPVC80COUP	1-1/2" CPVC 80 SXS Coupling
2CPVC80COUP	2" CPVC 80 SXS Coupling
212CPVC80COUP	2-1/2" CPVC 80 SXS Coupling
3CPVC80COUP	3" CPVC Schedule 80 SXS Coupling
3.2CPVC80COUP	3" X 2" CPVC 80 SXS Coupling
4CPVC80COUP	4" CPVC 80 SXS Coupling
4.3CPVC80COUP	9829422 4" X 3" CPVC Sch80 SXS Red Coupling
4.2CPVC80COUP	4" X 2" CPVC 80 SXS Coupling
6CPVC80COUP	6" CPVC 80 SXS Coupling
6.4CPVC80COUP	6" X 4" CPVC 80 SXS Coupling

Unions

1CPVC80U	1" CPVC 80 Socket Union
114CPVC80U	1-1/4" CPVC 80 Socket Union
112CPVC80U	1-1/2" CPVC 80 Socket Union

Tees

12CPVC80T	1/2" CPVC 80 Socket Tee
34CPVC80T	3/4" CPVC 80 Socket Tee
1CPVC80T	1" CPVC 80 Socket Tee
112CPVC80T	1-1/2" CPVC 80 Socket Tee
2CPVC80T	2" CPVC 80 Socket Tee
212CPVC80T	2-1/2" CPVC 80 SXSXS Tee
3CPVC80T	3" CPVC 80 SXSXS Tee
3.2CPVC80T	3" X 2" CPVC 80 SXSXS Tee
4CPVC80T	4" CPVC 80 SXSXS Tee
4.2CPVC80T	4" X 2" CPVC 80 SXSXS Tee
6CPVC80T	6" CPVC 80 SXSXS Tee

Caps

34CPVC80CAP	3/4" CPVC 80 Socket Cap
1CPVC80CAP	1" CPVC 80 Socket Cap
112CPVC80CAP	1-1/2" CPVC 80 Socket Cap
2CPVC80CAP	2" CPVC 80 Socket Cap
212CPVC80CAP	2-1/2" CPVC 80 Socket Cap



20

CPVC 80 PIPE & FITTINGS

Bushings

12.14CPVC80FB	1/2" X 1/4" CPVC 80 Spigot X Female Bushing
34.12CPVC80B	3/4" X 1/2" CPVC 80 Spigot X Socket Bushing
1.34CPVC80FB	1" X 3/4" CPVC 80 Spigot X Female Bushing
1.12CPVC80B	1" X 1/2" CPVC 80 Spigot X Socket Bushing
1.34CPVC80B	1" X 3/4" CPVC 80 Spigot X Socket Bushing
114.34CPVC80FB	1-1/4" X 3/4" CPVC 80 Spigot X Female Bushing
114.1CPVC80B	1-1/4" X 1" CPVC 80 Spigot X Socket Bushing
112.114CPVC80B	1-1/2" X 1-1/4" CPVC 80 Spigot X Socket Bushing
112.34CPVC80B	1-1/2" X 3/4" CPVC 80 Spigot X Socket Bushing
2.1CPVC80B	2" X 1" CPVC 80 Spigot X Socket Bushing
2.114CPVC80B	2" X 1-1/4" CPVC 80 Spigot X Socket Bushing
2.112CPVC80B	2" X 1-1/2" CPVC 80 Spigot X Socket Bushing
2.12CPVC80B	2" X 1/2" CPVC 80 Spigot X Socket Bushing
212.2CPVC80B	9837292 2-1/2" X 2" CPVC Sch80 SPXS Bushing
212.112CPVC80B	9837291 2-1/2" X 1-1/2" CPVC Sch80 SPXS Bushing
3.2CPVC80B	9837338 3" X 2" CPVC Sch80 SPXS Bushing
3.112CPVC80B	9837337 3" X 1-1/2" CPVC Sch80 SPXS Bushing
3.2CPVC80FB	9838338 3" X 2" CPVC Sch80 SXF Bushing
3.212CPVC80B	9837339 3" X 2-1/2" CPVC Sch80 SPXS Bushing
4.2CPVC80B	9837420 4" X 2" CPVC Sch80 SPXS Bushing
4.3CPVC80B	9837422 4" X 3" CPVC Sch80 SPXS Red Bushing
6.4CPVC80B	9837532 6" X 4" CPVC Sch80 SPXS Bushing

Flanges


112CPVC802PF	1-1/2" CPVC 80 2 Piece Flange
212CPVC80VSF	2-1/2" CPVC 80 SXS Van Stone Flange
2CPVC802PF	2" CPVC 80 2 Piece Flange
3CPVC80VSF	3" CPVC 80 SXS Van Stone Flange
4CPVC80VSF	4" CPVC 80 SXS Van Stone Flange
6CPVC80VSF	6" CPVC 80 SXS Van Stone Flange

Adapters

12CPVC80FA	1/2" CPVC 80 SXF Adapter
12CPVC80MA	1/2" CPVC 80 SXM Adapter
34CPVC80MA	3/4" CVC80 SXM Adapter
34CPVC80FA	3/4" CPVC 80 SXF Adapter
1CPVC80FA	1" CPVC 80 SXF Adapter
1CPVC80MA	1" CPVC 80 SXM Adapter
114CPVC80MA	1-1/4" CPVC 80 SXM Adapter
2CPVC80MA	2" CPVC 80 SXM Adapter
212CPVC80MA	2-1/2" CPVC 80 Socket X Male Adapter
3CPVC80MA	3" CPVC 80 Socket X Male Adapter
4CPVC80MA	4" CPVC 80 Socket X Male Adapter

CORZAN PIPING SYSTEMS QUICK REFERENCE SHEET

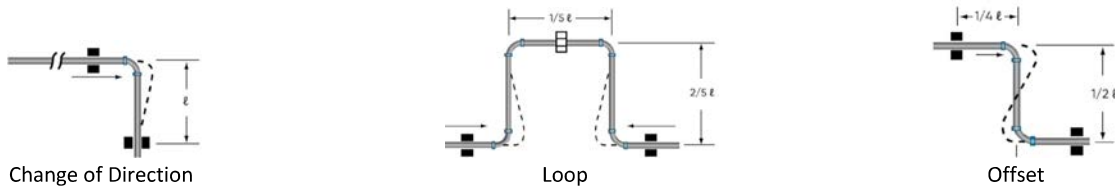
SOLVENT WELDING



- 1 - Cut the pipe square: Using ratchet cutters, wheel cutters, a fine tooth saw, or large diameter cutting devices designed for CPVC.
- 2 - Prepare the pipe and fittings: **(a)** Using a chamfering tool, remove any burrs or filings and bevel the end of the pipe. Using a dry rag, wipe away any moisture from the joint surfaces. **(b)** Measure the fitting socket depth and mark the outside of the pipe with this dimension, followed by a second mark 1 inch further back. The first line will provide a guide for ensuring enough solvent cement is applied on the pipe. Maintaining a 1-inch distance to the second line once the pipe is inserted into the fitting socket will indicate full and proper insertion of the pipe inside the fitting socket.
- 3 – Prepare purple primer: **(3a)** Using an applicator one-half the size of the pipe diameter, aggressively work the primer into the fitting socket. Re-dip the applicator in the primer as required. Keep the socket and applicator wet until the surface has been softened. Once primed, remove any puddles of primer from the socket. **(3b)** Once the fitting socket has been primed, aggressively work the primer around the end of the pipe to a depth of about ½” beyond the socket depth. **(3c)** Apply a second coat of primer to the fitting socket. Immediately, while both surfaces are still tacky, begin the solvent cementing process that follows.
- 4 – Prepare the orange cement: **(4a)** Using an applicator one-half the size of the pipe diameter, aggressively work a heavy, even layer of cement onto the pipe end equal to the depth of the fitting socket. **(4b)** Without re-dipping the applicator in the cement, aggressively work a medium layer of cement into the fitting socket. Avoid puddling the cement in the fitting socket. **(4c)** Apply a second full, even layer of cement on the pipe.
- 5 - Proper Assembly: While the cement is still wet, immediately assemble the pipe and fitting, rotating the pipe ¼ to ½ turn (if possible) until the fitting stop is reached. Hold the assembly together for approximately 30 seconds on smaller sizes and 1 minute on larger diameters to avoid push out. Check that an even bead of cement is visible around the joint. Wipe cement excess off for proper cure.

EXPANSION / CONTRACTION

Corzan will expand about 1.1 inch per 50 feet of straight length of pipe per 50°F temperature increase. Follow manufacturer’s instructions on calculating the size of the expansion joint required. Consider expansion joints on horizontal pipe runs over 50’ (hot) and 100’ (cold).



CEMENT CURE TIMES

Relative Humidity 60% or Less	Cure Time Pipe Sizes 1/2" to 1-1/4"		Cure Time Pipe Sizes 1-1/2" to 2"		Cure Time Pipe Sizes 2-1/2" to 6"	
	Up to 160 psi	Above 160 psi	Up to 160 psi	Above 160 psi	Up to 160 psi	Above 160 psi
Temperature range during assembly and cure periods						
60° – 100 °F	15 min	6 hrs	30 min	12 hrs	1-1/2 hrs	24 hrs
40° – 60 °F	20 min	12 hrs	45 min	24 hrs	4 hrs	48 hrs

Consult the **FBC System Compatible Program** for chemical compatibility of any construction products in contact with Corzan. Website found at www.fbcssystemcompatible.com



Piping systems and so much more.



Corzan® CPVC for commercial plumbing and hydronic HVAC piping systems.

- Fast, easy installation
- Resistant to corrosion and biofilm buildup for lasting performance
- Lower cost of ownership
- Backed by industry-leading installation and compatibility support

To learn why engineers, contractors, plumbers and building owners rely on Corzan Material & Piping Solutions, visit www.corzan.com.

- Contact Josh.Horan@Lubrizol.com





Schedule 80 Pipe

38.1080PVCP	3/8" X 10' Sch 80 PVC Pipe P/Length
12.1080PVCP	1/2" X 10' Sch 80 PVC Pipe P/Length
12.20-80PVCP	1/2" X 20' Sch 80 PVC Pipe P/Length
34.1080PVCP	3/4" X 10' Sch 80 PVC Pipe P/Length
34.20-80PVCP	3/4" X 20' Sch 80 PVC Pipe P/Length
1.1080PVCP	1" X 10' Sch 80 PVC Pipe P/Length
1.20-80PVCP	1" X 20' Sch 80 PVC Pipe P/Length
114.1080PVCP	1-1/4" X 10' Sch 80 PVC Pipe P/Length
114.20-80PVCP	1-1/4" X 20' Sch 80 PVC Pipe P/Length
112.1080PVCP	1-1/2" X 10' Sch 80 PVC Pipe P/Length
2.20-80PVCP	2" X 20' Sch 80 PVC Pipe P/Length
212.1080PVCP	2-1/2" X 10' Sch 80 PVC Pipe P/Length
212.20-80PVCP	2-1/2" X 20' Sch 80 PVC Pipe P/Length
3.1080PVCP	3" X 10' Sch 80 PVC Pipe P/Length
3.20-80PVCP	3" X 20' Sch 80 PVC Pipe P/Length
6.1080PVCP	6" X 10' Sch 80 PVC Pipe P/Length
8.1080PVCP	8" X 10' Sch 80 PVC Pipe P/Length
8.20-80PVCP	8" X 20' Sch 80 PVC Pipe P/Length
10.1080PVCP	10" X 10' Sch 80 PVC Pipe P/Length
10.20-80PVCP	10" X 20' Sch 80 PVC Pipe P/Length
12-.1080PVCP	12" X 10' Sch 80 PVC Pipe P/Length
12-.20-80PVCP	12" X 20' Sch 80 PVC Pipe P/Length

Plugs

14PVC80MP	1/4" PVC 80 Male Plug
38PVC80MP	3/8" PVC 80 Male Plug
12PVC80MP	1/2" PVC 80 Male Plug
34PVC80MP	3/4" PVC 80 Male Plug
1PVC80MP	1" PVC 80 Male Plug
114PVC80MP	1-1/4" PVC 80 Male Plug
112PVC80MP	1-1/2" PVC 80 Male Plug
2PVC80MP	2" PVC 80 Male Plug
3PVC80MP	3" PVC 80 Male Plug
4PVC80MP	4" PVC 80 Male Plug

Female 90° Elbows

14PVC80F90	1/4" PVC 80 FFX 90 Elbow
38PVC80F90	3/8" PVC 80 FFX 90 Elbow
12PVC80F90	1/2" PVC 80 FFX 90 Elbow
34PVC80F90	3/4" PVC 80 FFX 90 Elbow
1PVC80F90	1" PVC 80 FFX 90 Elbow
114PVC80F90	1-1/4" PVC 80 FFX 90 Elbow
112PVC80F90	1-1/2" PVC 80 FFX 90 Elbow
2PVC80F90	2" PVC 80 FFX 90 Elbow
212PVC80F90	2-1/2" PVC 80 FFX 90 Elbow
3PVC80F90	3" PVC 80 FFX 90 Elbow

Socket 90° Elbows

14PVC8090	1/4" PVC 80 SXS 90 Elbow
38PVC8090	3/8" PVC 80 SXS 90 Elbow
12PVC8090	1/2" PVC 80 SXS 90 Elbow
34PVC8090	3/4" PVC 80 SXS 90 Elbow
1PVC8090	1" PVC 80 SXS 90 Elbow
114PVC8090	1-1/4" PVC 80 SXS 90 Elbow
112PVC8090	1-1/2" PVC 80 SXS 90 Elbow
2PVC8090	2" PVC 80 SXS 90 Elbow
212PVC8090	2-1/2" PVC 80 SXS 90 Elbow
3PVC8090	3" PVC 80 SXS 90 Elbow
4PVC8090	4" PVC 80 SXS 90 Elbow
5PVC8090	5" PVC 80 SXS 90 Elbow
6PVC8090	6" PVC 80 SXS 90 Elbow
8PVC8090	8" PVC 80 SXS 90 Elbow
10PVC8090	10" PVC 80 SXS 90 Elbow

Female Tees

12PVC80FT	1/2" PVC 80 Female Tee
34PVC80FT	3/4" PVC 80 Female Tee
1PVC80SFT	1" PVC 80 SXS X Female Tee
1PVC80FT	1" PVC 80 Female Tee
114PVC80FT	1-1/4" PVC 80 Female Tee
112PVC80FT	1-1/2" PVC 80 Female Tee
2PVC80FT	2" PVC 80 Female Tee
3PVC80FT	3" PVC 80 Female Tee



21

PVC 80 PIPE & FITTINGS

Socket Tees

38PVC80T	3/8" PVC 80 Socket Tee
12PVC80T	1/2" PVC 80 Socket Tee
1PVC80T	1" PVC 80 Socket Tee
34PVC80T	3/4" PVC 80 Socket Tee
114PVC80T	1-1/4" PVC 80 Socket Tee
112PVC80T	1-1/2" PVC 80 Socket Tee
2PVC80T	2" PVC 80 Socket Tee
212PVC80T	2-1/2" PVC 80 Socket Tee
2.12PVC80T	2" X 1/2" PVC 80 Socket Tee
3PVC80T	3" PVC 80 Socket Tee
4PVC80T	4" PVC 80 Socket Tee
6.112PVC80T	6" X 1-1/2" PVC 80 Socket Tee
6PVC80T	6" PVC 80 Socket Tee
8PVC80T	8" PVC 80 Socket Tee
10PVC80T	10" PVC 80 Socket Tee
34.12PVC80T	3/4" X 1/2" PVC 80 Socket Tee
1.12PVC80T	1" X 1/2" PVC 80 Socket Tee
112.114PVC80T	1-1/2" X 1-1/4" PVC 80 Socket Tee
1.34PVC80T	1" X 3/4" PVC 80 Socket Tee
114.1PVC80T	1-1/4" X 1" PVC 80 Socket Tee
112.34PVC80T	1-1/2" X 3/4" PVC 80 Socket Tee
112.1PVC80T	1-1/2" X 1" PVC 80 Socket Tee
2.112PVC80T	2" X 1-1/2" PVC 80 Socket Tee
2.1PVC80T	2" X 1" PVC 80 Socket Tee
3.2PVC80T	3" X 2" PVC 80 Socket Tee
4.2PVC80T	4" X 2" PVC 80 Socket Tee
6.2PVC80T	6" X 2" PVC 80 Socket Tee
6.3PVC80T	6" X 3" PVC 80 Socket Tee
6.4PVC80T	6" X 4" PVC 80 Socket Tee
8.4PVC80T	8" X 4" PVC 80 Socket Tee
8.6PVC80T	8" X 6" PVC 80 Socket Tee

Female Caps

14PVC80FCAP	1/4" PVC 80 Female Cap
38PVC80FCAP	3/8" PVC 80 Female Cap
12PVC80FCAP	1/2" PVC 80 Female Cap
34PVC80FCAP	3/4" PVC 80 Female Cap
1PVC80FCAP	1" PVC 80 Female Cap
112PVC80FCAP	1-1/2" PVC 80 Female Cap
2PVC80FCAP	2" PVC 80 Female Cap
212PVC80FCAP	2-1/2" PVC 80 Female Cap
3PVC80FCAP	3" PVC 80 Female Cap

Socket Caps

12PVC80CAP	1/2" PVC 80 Socket Cap
34PVC80CAP	3/4" PVC 80 Socket Cap
1PVC80CAP	1" PVC 80 Socket Cap
114PVC80CAP	1-1/4" PVC 80 Socket Cap
112PVC80CAP	1-1/2" PVC 80 Socket Cap
2PVC80CAP	2" PVC 80 Socket Cap
212PVC80CAP	2-1/2" PVC 80 Socket Cap
3PVC80CAP	3" PVC 80 Socket Cap
4PVC80CAP	4" PVC 80 Socket Cap
6PVC80CAP	6" PVC 80 Socket Cap
8PVC80CAP	8" PVC 80 Socket Cap

Female x Female 45° Elbows

38PVC80F45	3/8" PVC 80 FXF 45 Elbow
12PVC80F45	1/2" PVC 80 FXF 45 Elbow
34PVC80F45	3/4" PVC 80 FXF 45 Elbow
1PVC80F45	1" PVC 80 FXF 45 Elbow
114PVC80F45	1-1/4" PVC 80 FXF 45 Elbow
112PVC80F45	1-1/2" PVC 80 FXF 45 Elbow
212PVC80F45	2-1/2" PVC 80 FXF 45 Elbow
3PVC80F45	3" PVC 80 FXF 45 Elbow
4PVC80F45	4" PVC 80 FXF 45 Elbow

Socket x Socket 45° Elbows

38PVC8045	3/8" PVC 80 SXS 45 Elbow
12PVC8045	1/2" PVC 80 SXS 45 Elbow
34PVC8045	3/4" PVC 80 SXS 45 Elbow
1PVC8045	1" PVC 80 SXS 45 Elbow
114PVC8045	1-1/4" PVC 80 SXS 45 Elbow
112PVC8045	1-1/2" PVC 80 SXS 45 Elbow
2PVC8045	2" PVC 80 SXS 45 Elbow
212PVC8045	2-1/2" PVC 80 SXS 45 Elbow
3PVC8045	3" PVC 80 SXS 45 Elbow
4PVC8045	4" PVC 80 SXS 45 Elbow
6PVC8045	6" PVC 80 SXS 45 Elbow
8PVC8045	8" PVC 80 SXS 45 Elbow
10PVC8045	10" PVC 80 SXS 45 Elbow

Bushings

38.14PVC80FB	3/8" X 1/4" PVC 80 Spigot X Female Bushing
38.14PVC80MFB	3/8" X 1/4" PVC 80 Male X Female Bushing
12.14PVC80MFB	1/2" X 1/4" PVC 80 Male X Female Bushing
12.38PVC80MFB	1/2" X 3/8" PVC 80 Male X Female Bushing
12.18PVC80FB	1/2" X 1/8" PVC 80 Spigot X Female Bushing



Bushings (continued)

12.14PVC80FB	1/2" X 1/4" PVC 80 Spigot X Female Bushing
12.38PVC80FB	1/2" X 3/8" PVC 80 Spigot X Female Bushing
34.12PVC80MFB	3/4" X 1/2" PVC 80 Male X Female Bushing
34.14PVC80MFB	3/4" X 1/4" PVC 80 Male X Female Bushing
34.38PVC80MFB	3/4" X 3/8" PVC 80 Male X Female Bushing
34.12PVC80FB	3/4" X 1/2" PVC 80 Spigot X Female Bushing
1.12PVC80FB	1" X 1/2" PVC 80 Spigot X Female Bushing
1.38PVC80MFB	1" X 3/8" PVC 80 Male X Female Bushing
1.12PVC80MFB	1" X 1/2" PVC 80 Male X Female Bushing
1.14PVC80MFB	1" X 1/4" PVC 80 Male X Female Bushing
1.34PVC80MFB	1" X 3/4" PVC 80 Male X Female Bushing
114.12PVC80FB	1-1/4" X 1/2" PVC 80 Spigot X Female Bushing
1.34PVC80FB	1" X 3/4" PVC 80 Spigot X Female Bushing
114.34PVC80FB	1-1/4" X 3/4" PVC 80 Spigot X Female Bushing
114.1PVC80FB	1-1/4" X 1" PVC 80 Spigot X Female Bushing
114.12PVC80MFB	1-1/4" X 1/2" PVC 80 Male X Female Bushing
114.34PVC80MFB	1-1/4" X 3/4" PVC 80 Male X Female Bushing
114.1PVC80MFB	1-1/4" X 1" PVC 80 Male X Female Bushing
112.12PVC80FB	1-1/2" X 1/2" PVC 80 Spigot X Female Bushing
112.12PVC80MFB	1-1/2" X 1/2" PVC 80 Male X Female Bushing
112.34PVC80FB	1-1/2" X 3/4" PVC 80 Spigot X Female Bushing
112.34PVC80MFB	1-1/2" X 3/4" PVC 80 Male X Female Bushing
112.1PVC80FB	1-1/2" X 1" PVC 80 Spigot X Female Bushing
112.1PVC80MFB	1-1/2" X 1" PVC 80 Male X Female Bushing
112.114PVC80FB	1-1/2" X 1-1/4" PVC 80 Spigot X Female Bushing
112.114PVC80MFB	1-1/2" X 1-1/4" PVC 80 Male X Female Bushing
2.12PVC80MFB	2" X 1/2" PVC 80 Male X Female Bushing
2.12PVC80FB	2" X 1/2" PVC 80 Spigot X Female Bushing
2.34PVC80MFB	2" X 3/4" PVC 80 Male X Female Bushing
2.34PVC80FB	2" X 3/4" PVC 80 Spigot X Female Bushing
2.1PVC80MFB	2" X 1" PVC 80 Male X Female Bushing
2.1PVC80FB	2" X 1" PVC 80 Spigot X Female Bushing
2.114PVC80MFB	2" X 1-1/4" PVC 80 Male X Female Bushing
2.114PVC80FB	2" X 1-1/4" PVC 80 Spigot X Female Bushing
2.112PVC80MFB	2" X 1-1/2" PVC 80 Male X Female Bushing
2.112PVC80FB	2" X 1-1/2" PVC 80 Spigot X Female Bushing
212.34PVC80FB	2-1/2" X 3/4" PVC 80 Spigot X Female Bushing
3.112PVC80FB	3" X 1-1/2" PVC 80 Spigot X Female Bushing
3.2PVC80FB	3" X 2" PVC 80 Spigot X Female Bushing
3.112PVC80MFB	3" X 1-1/2" PVC 80 Male X Female Bushing
4.2PVC80FB	4" X 2" PVC 80 Spigot X Female Bushing
3.2PVC80MFB	3" X 2" PVC 80 Male X Female Bushing
4.3PVC80FB	4" X 3" PVC 80 Spigot X Female Bushing
6.4PVC80FB	6" X 4" PVC 80 Spigot X Female Bushing

Spigot x Socket Bushings

38.14PVC80B	3/8" X 1/4" PVC 80 Spigot X Socket Bushing
12.14PVC80B	1/2" X 1/4" PVC 80 Spigot X Socket Bushing
12.38PVC80B	1/2" X 3/8" PVC 80 Spigot X Socket Bushing
34.12PVC80B	3/4" X 1/2" PVC 80 Spigot X Socket Bushing
1.12PVC80B	1" X 1/2" PVC 80 Spigot X Socket Bushing
1.34PVC80B	1" X 3/4" PVC 80 Spigot X Socket Bushing
114.12PVC80B	1-1/4" X 1/2" PVC 80 Spigot X Socket Bushing
114.34PVC80B	1-1/4" X 3/4" PVC 80 Spigot X Socket Bushing
114.1PVC80B	1-1/4" X 1" PVC 80 Spigot X Socket Bushing
112.12PVC80B	1-1/2" X 1/2" PVC 80 Spigot X Socket Bushing
112.34PVC80B	1-1/2" X 3/4" PVC 80 Spigot X Socket Bushing
112.1PVC80B	1-1/2" X 1" PVC 80 Spigot X Socket Bushing
112.114PVC80B	1-1/2" X 1-1/4" PVC 80 Spigot X Socket Bushing
2.12PVC80B	2" X 1/2" PVC 80 Spigot X Socket Bushing
2.34PVC80B	2" X 3/4" PVC 80 Spigot X Socket Bushing
2.1PVC80B	2" X 1" PVC 80 Spigot X Socket Bushing
2.114PVC80B	2" X 1-1/4" PVC 80 Spigot X Socket Bushing
2.112PVC80B	2" X 1-1/2" PVC 80 Spigot X Socket Bushing
212.112PVC80B	2-1/2" X 1-1/2" PVC 80 Spigot X Socket Bushing
212.2PVC80B	2-1/2" X 2" PVC 80 Spigot X Socket Bushing
3.1PVC80B	3" X 1" PVC 80 Spigot X Socket Bushing
3.112PVC80B	3" X 1-1/2" PVC 80 Spigot X Socket Bushing
3.2PVC80B	3" X 2" PVC 80 Spigot X Socket Bushing
3.212PVC80B	3" X 2-1/2" PVC 80 Spigot X Socket Bushing
4.2PVC80B	4" X 2" PVC 80 Spigot X Socket Bushing
4.212PVC80B	4" X 2-1/2" PVC 80 Spigot X Socket Bushing
4.3PVC80B	4" X 3" PVC 80 Spigot X Socket Bushing
6.2PVC80B	6" X 2" PVC 80 Spigot X Socket Bushing
6.3PVC80B	6" X 3" PVC 80 Spigot X Socket Bushing
6.4PVC80B	6" X 4" PVC 80 Spigot X Socket Bushing
8.6PVC80B	8" X 6" PVC 80 Spigot X Socket Bushing

Tank Adapters

12PVC80SFTA	1/2" PVC 80 Threaded Tank Adapter
12PVC80FTA	1/2" PVC 80 Female Tank Adapter
34PVC80TTA	3/4" PVC 80 Threaded Tank Adapter
34PVC80SFTA	3/4" PVC 80 SXF Tank Adapter
1PVC80FTA	1" PVC 80 Female Tank Adapter
1PVC80SFTA	1" PVC 80 SXF Tank Adapter
114PVC80SFTA	1-1/4" PVC 80 SXF Tank Adapter
112PVC80TTA	1-1/2" PVC 80 Threaded Tank Adapter
2PVC80FTA	2" PVC 80 Female Tank Adapter
2PVC80SFTA	2" PVC 80 SXF Tank Adapter
4PVC80SFTA	4" PVC 80 SXF Tank Adapter



21

PVC 80 PIPE & FITTINGS

Unions

12PVC80U	1/2" PVC 80 Socket Union
12PVC80FU	1/2" PVC 80 Female Union
34PVC80U	3/4" PVC 80 Socket Union
1PVC80FU	1" PVC 80 Female Union
1PVC80U	1" PVC 80 Socket Union
114PVC80U	1-1/4" PVC 80 Socket Union
114PVC80FU	1-1/4" PVC 80 Female Union
112PVC80U	1-1/2" PVC 80 Socket Union
112PVC80SFU	1-1/2" PVC 80 SXF Union
112PVC80FU	1-1/2" PVC 80 Female Union
2PVC80U	2" PVC 80 Socket Union
2PVC80FU	2" PVC 80 Female Union
212PVC80U	2-1/2" PVC 80 Socket Union
3PVC80U	3" PVC 80 Socket Union
3PVC80FU	3" PVC 80 Female Union
4PVC80U	4" PVC 80 Socket Union

Couplings

14PVC80COUP	1/4" PVC 80 SXS Coupling
38PVC80COUP	3/8" PVC 80 SXS Coupling
12PVC80COUP	1/2" PVC 80 SXS Coupling
34PVC80COUP	3/4" PVC 80 SXS Coupling
1PVC80COUP	1" PVC 80 SXS Coupling
114PVC80COUP	1-1/4" PVC 80 SXS Coupling
112PVC80COUP	1-1/2" PVC 80 SXS Coupling
2PVC80COUP	2" PVC 80 SXS Coupling
3PVC80COUP	3" PVC 80 SXS Coupling
4PVC80COUP	4" PVC 80 SXS Coupling
5PVC80COUP	5" PVC 80 SXS Coupling
6PVC80COUP	6" PVC 80 SXS Coupling
8PVC80COUP	8" PVC 80 SXS Coupling
10PVC80COUP	10" PVC 80 SXS Coupling
12-PVC80COUP	12" PVC 80 SXS Coupling
112.34PVC80COUP	1-1/2 X 3/4" PVC 80 SXS Coupling
112.1PVC80COUP	1-1/2 X 1" PVC 80 SXS Coupling
112.114PVC80COUP	1-1/2 X 1-1/4" PVC 80 SXS Coupling
2.1PVC80COUP	2 X 1" PVC 80 SXS Coupling
2.112PVC80COUP	2 X 1-1/2" PVC 80 SXS Coupling
212PVC80COUP	2-1/2" PVC 80 SXS Coupling
3.2PVC80COUP	3 X 2" PVC 80 SXS Coupling
4.2PVC80COUP	4 X 2" PVC 80 SXS Coupling
4.3PVC80COUP	4 X 3" PVC 80 SXS Coupling
6.4PVC80COUP	6 X 4" PVC 80 SXS Coupling
8.6PVC80COUP	8 X 6" PVC 80 SXS Coupling

Flanges

12PVC802PF	1/2" PVC 80 2 Piece Flange
12PVC80BF	1/2" PVC 80 Blind Flange
12PVC80F	1/2" PVC 80 Socket X Flange
12PVC80FF	1/2" PVC 80 Female X Flange
34PVC802PF	3/4" PVC 80 2 Piece Flange
34PVC80F	3/4" PVC 80 Socket X Flange
1PVC802PF	1" PVC 80 2 Piece Flange
1PVC80BF	1" PVC 80 Blind Flange
1PVC80F	1" PVC 80 Socket X Flange
1PVC80FF	1" PVC 80 Female X Flange
114PVC802PF	1-1/4" PVC 80 2 Piece Flange
114PVC80F	1-1/4" PVC 80 Socket X Flange
114PVC80FF	1-1/4" PVC 80 Female X Flange
112PVC802PF	1-1/2" PVC 80 2 Piece Flange
112PVC80F	1-1/2" PVC 80 Socket X Flange
2PVC802PF	2" PVC 80 2 Piece Flange
2PVC802PFF	2" PVC 80 2 Piece Flange Female
2PVC80BF	2" PVC 80 Blind Flange
2PVC80F	2" PVC 80 Socket X Flange
212PVC802PF	2-1/2" PVC 80 2 Piece Flange
212PVC80BF	2-1/2" PVC 80 Blind Flange
212PVC80F	2-1/2" PVC 80 Socket X Flange
212PVC80FF	2-1/2" PVC 80 Female X Flange
3PVC802PF	3" PVC 80 2 Piece Flange
3PVC802PFF	3" PVC 80 2 Piece Flange Female
3PVC80BF	3" PVC 80 Blind Flange
3PVC80F	3" PVC 80 Socket X Flange
4PVC802PF	4" PVC 80 2 Piece Flange
4PVC80BF	4" PVC 80 Blind Flange
4PVC80F	4" PVC 80 Socket X Flange
4PVC80FF	4" PVC 80 Female X Flange
5PVC802PF	5" PVC 80 2 Piece Flange
6PVC802PF	6" PVC 80 2 Piece Flange
6PVC802PFS	6" PVC 80 2 Piece Flange Spigot
6PVC80BF	6" PVC 80 Blind Flange
6PVC80F	6" PVC 80 Socket X Flange
8PVC802PF	8" PVC 80 2 Piece Flange
8PVC80BF	8" PVC 80 Blind Flange
8PVC80F	8" PVC 80 Socket X Flange
10PVC802PF	10" PVC 80 2 Piece Flange



CPVC 80

HAYTBH2050ASTE0000	1/2" TBH Union CPVC Ball
HAYTBH2075ASTE0000	3/4" TBH Union CPVC Ball
HAYTBH2100ASTE0000	1" TBH Union CPVC Ball
HAYTBH2125ASTE0000	1-1/4" TBH Union CPVC
HAYTBH2150ASTE0000	1-1/2" TBH Union CPVC
HAYTBH2200ASTE0000	2" TBH Union CPVC Ball
HAYTBH2250A0SE0000	2-1/2" TBH SXS CPVC Ball
HAYTBH2300A0SE0000	3" TBH SXS CPVC Ball
HAYTBH2400A0SE0000	4" TBH SXS CPVC Ball

PVC 80

HAYTBH1050ASTE0000	1/2" TBH Union PVC Ball
HAYTBH1075ASTE0000	3/4" TBH Union PVC Ball
HAYTBH1100ASTE0000	1" TBH Union PVC Ball
HAYTBH1125ASTE0000	1-1/4" TBH Union PVC
HAYTBH1150ASTE0000	1-1/2" TBH Union PVC
HAYTBH1200ASTE0000	2" TBH Union PVC Ball
HAYTBH1250A0SE0000	2-1/2" TBH SXS PVC Ball
HAYTBH1300A0SE0000	3" TBH SXS PVC Ball
HAYTBH1400A0SE0000	4" TBH SXS PVC Ball



HAYWARD®

LET NOTHING STAND IN YOUR WAY

In times like these, it's good to know
that you're never alone.

We've got your back, with rugged products that are 100% designed, engineered, built and tested in one central location: our home in North Carolina. That means zero disruption in your supply chain.

This commitment to performance comes through in our Hayward BYV Series Butterfly Valve: a rugged unit that's built to take on any challenge. With industry-first features – like a throttle plate indicator and molded tag holes – you can trust it to deliver in the most vital situations. From chemical transfer and processing to aquatic and animal life support systems: even highly corrosive environments are no match for its industry-leading thermoplastic design.

Ready to learn more? Visit [haywardflowcontrol.com](https://www.haywardflowcontrol.com) to view our complete lineup of American-made products.



Hayward is a registered trademark
of Hayward Industries, Inc.
© 2023 Hayward Industries, Inc.

Thermoplastic Valves | Actuation & Controls | Strainers | Filters | Bulkhead Fittings & Tank Accessories | Pumps

NIBCO COUNTRY OF ORIGIN LETTER



WORLD HEADQUARTERS
1516 MIDDLEBURY STREET
ELKHART, IN 46516-4740

P: 574.295.3000
F: 574.295.3307

August 17, 2022

RE: NIBCO Butterfly & Check Valves

As of the date of this letter, the following confirms the country of origin of the indicated NIBCO products as reported in NIBCO's standard sales documentation:

<u>Model #</u>	<u>Country of Origin</u>
LD/WD-2000--3, -5 NPS 2-12	USA
F-910-B-LF all sizes	USA
F918-B all sizes	USA
T/S/PC-585-80-LF all sizes	USA
T/S/PC-585-66-LF all sizes	USA
T/S-585-70 all sizes/configurations	USA
T/S-585-70-66 all sizes/configurations	USA
T/S-113 all sizes	USA
T/S-235-Y all sizes	USA
T/S-134 all sizes	USA
T/S-174-A, -SS all sizes	USA
T/S/PC-413-Y-LF all sizes	USA
T/S/PF-413-Y all sizes	USA
T/S/PC-480-Y-LF all sizes	USA
T/S/PF-480-Y all sizes	USA
F-617-O all sizes	USA
F-667-O all sizes	USA
T-FP600A-LF all sizes/configurations	CHINA


NIBCO INC.,



Ken McCoy
NIBCO Technical Services Manager



www.nibco.com





23

NIBCO IRON VALVES

Product Key

B	BRONZE SEAT
BRZ	BRONZE
CI	CAST IRON
DI	DUCTILE IRON
F	FLANGED
GO	GEAR OPERATOR
HC	HOSE CAP
LF	LEAD FREE
LS	LEVER & SPRING
NRS	NON RISING STEM
RS	RISING STEM
S	SWEAT
T	THREADED
Y OR TFE	TELFON SEAT

Butterfly Valves - Ductile Iron

NIBLD200032	LD2000-3 2 200# DI LUG BUTTERFLY VALVE W/LVR
NIBLD20003212	LD2000-3 2-1/2 200# DI LUG BUTTERFLY VLV W/LVR
NIBLD200033	LD2000-3 3 200# DI LUG BUTTERFLY VALVE W/LVR
NIBLD200034	LD2000-3 4 200# DI LUG BUTTERFLY VALVE W/LVR
NIBLD200035	LD2000-3 5 200# DI LUG BUTTERFLY VALVE W/LVR
NIBLD200038	LD2000-3 8 200# DI LUG BUTTERFLY VALVE W/LVR
NIBLD2000510	LD2000-5 10 200# DI LUG BUTTERFLY VALVE W/GO
NIBLD2000512	LD2000-5 12 200# DI LUG BUTTERFLY VALVE W/GO
NIBLD200052	LD-2000-5 2" #200 DI LUG BUTTERFLY VALVE W/GO
NIBLD20005212	LD2000-5 2-1/2 200# DI LUG BUTTERFLY VLV W/GO
NIBLD200053	LD2000-5 3 200# DI LUG BUTTERFLY VALVE W/GO
NIBLD200054	LD2000-5 4 200# DI LUG BUTTERFLY VALVE W/GO
NIBLD200055	LD2000-5 5 200# DI LUG BUTTERFLY VALVE W/GO
NIBLD200056	LD2000-5 6 200# DI LUG BUTTERFLY VALVE W/GO
NIBLD200058	LD2000-5 8 200# DI LUG BUTTERFLY VALVE W/GO

Wafer Style Butterfly Valves - Ductile Iron

NIBWD200032	WD2000-3 2 200# DI WAFER BUTTERFLY VALVE
NIBWD20003212	WD2000-3 2-1/2 200# DI WAFER BUTTERFLY VALVE
NIBWD200033	WD2000-3 3 200# DI WAFER BUTTERFLY VALVE
NIBWD200034	WD2000-3 4 200# DI WAFER BUTTERFLY VALVE
NIBWD200035	WD2000-3 5 200# DI WAFER BUTTERFLY VALVE
NIBWD200036	WD2000-3 6 200# DI WAFER BUTTERFLY VALVE

Butterfly Valves with Lug Lever - Cast Iron

NIBLC20003212	LC2000-3 2-1/2 200# CI LUG BUTTERFLY VLV W/LVR
NIBLC200033	LC2000-3 3 200# CI LUG BUTTERFLY VALVE W/LVR
NIBLC200034	LC2000-3 4 200# CI LUG BUTTERFLY VALVE W/LVR
NIBLC200035	LC2000-3 5 200# CI LUG BUTTERFLY VALVE W/LVR
NIBLC200036	LC2000-3 6 200# CI LUG BUTTERFLY VALVE W/LVR
NIBLC200038	LC2000-3 8 200# CI LUG BUTTERFLY VALVE W/LVR

Butterfly Valves with Lug Gear - Cast Iron

NIBLC20005212	LC2000-5 2-1/2 200# CI LUG BUTTERFLY VLV W/GO
NIBLC200053	LC2000-5 3 200# CI LUG BUTTERFLY VALVE W/GO
NIBLC200054	LC2000-5 4 200# CI LUG BUTTERFLY VALVE W/GO
NIBLC200055	LC2000-5 5 200# CI LUG BUTTERFLY VALVE W/GO
NIBLC200056	LC2000-5 6 200# CI LUG BUTTERFLY VALVE W/GO
NIBLC200058	LC2000-5 8 200# CI LUG BUTTERFLY VALVE W/GO
NIBLC2000510	LC2000-5 10 200# CI LUG BUTTERFLY VALVE W/GO
NIBLC2000512	LC2000-5 12 200# CI LUG BUTTERFLY VALVE W/GO



Product Key	
B	BRONZE SEAT
BRZ	BRONZE
CI	CAST IRON
DI	DUCTILE IRON
F	FLANGED
GO	GEAR OPERATOR
HC	HOSE CAP
LF	LEAD FREE
LS	LEVER & SPRING
NRS	NON RISING STEM
RS	RISING STEM
S	SWEAT
T	THREADED
Y OR TFE	TELFON SEAT

Gate Valves OS&Y #125 - Cast Iron

NIBF617O3	F-617-O 3 125# OS&Y FLG CI GATE VALVE
NIBF617O4	F-617-O 4 125# OS&Y FLG CI GATE VALVE
NIBF617O5	F-617-O 5 125# OS&Y FLG CI GATE VLV
NIBF617O6	F-617-O 6 125# OS&Y FLG CI GATE VALVE
NIBF617O8	F-617-O 8 125# OS&Y FLG CI GATE VLV
NIBF617O10	F-617-O 10 125# OS&Y FLG CI GATE VALVE
NIBF617O12	F-617-O 12 125# OS&Y FLG CI GATE VALVE
NIBF617O14	F-617-O 14 125# OS&Y FLG CI GATE VALVE

Gate Valves #125 Non Rising Stem - Cast Iron

NIBF6192	F-619 2 125# NRS FLG CI GATE VALVE
NIBF6193	F-619 3 125# NRS FLG CI GATE VALVE
NIBF6194	F-619 4 125# NRS FLG CI GATE VALVE
NIBF6195	F-619 5 125# NRS FLG CI GATE VALVE
NIBF6196	F-619 6 125# NRS FLG CI GATE VALVE
NIBF6198	F-619 8 125# NRS FLG CI GATE VALVE
NIBF61910	F-619 10 125# NRS FLG CI GATE VALVE
NIBF61912	F-619 12 125# NRS FLG CI GATE VALVE

Gate Valves OS&Y #150 - Ductile Iron

NIBF6373110	F-637-31 10 150# OS&Y FLG DUCTIL IRON GATE VLV
NIBF6373112	F-637-31 12 150# OS&Y FL DUCTILE IRON GATE VLV
NIBF637312	F-637-31 2 150# OS&Y FLG DUCTILE IRON GATE VLV
NIBF63731212	F-637-31 2-1/2 150# OS&Y FLG DUCTIL IRON GATE VLV
NIBF637313	F-637-31 3 150# OS&Y FLG DUCTILE IRON GATE VLV
NIBF637314	F-637-31 4 150# OS&Y FLG DUCTILE IRON GATE VLV
NIBF637315	F-637-31 5 150# OS&Y FLG DUCTILE IRON GATE VLV
NIBF637316	F-637-31 6 150# OS&Y FLG DUCTILE IRON GATE VLV
NIBF637318	F-637-31 8 150# OS&Y FLG DUCTILE IRON GATE VLV

Gate Valves OS&Y #150 - Cast Iron

NIBF667O2	F-667-O 2 250# OS&Y FLG CI GATE VALVE
NIBF667O212	F-667-O 2-1/2 250# OS&Y FLG CI GATE VALVE
NIBF667O3	F-667-O 3 250# OS&Y FLG CI GATE VALVE
NIBF667O4	F-667-O 4 250# OS&Y FLG CI GATE VALVE
NIBF667O5	F-667-O 5 250# OS&Y FLG CI GATE VALVE
NIBF667O6	F-667-O 6 250# OS&Y FLG CI GATE VALVE
NIBF667O8	F-667-O 8 250# OS&Y FLG CI GATE VALVE
NIBF667O10	F-667-O 10 250# OS&Y FLG CI GATE VALVE
NIBF667O12	F-667-O 12 250# OS&Y FLG CI GATE VALVE



23

NIBCO IRON VALVES

Product Key

B	BRONZE SEAT
BRZ	BRONZE
CI	CAST IRON
DI	DUCTILE IRON
F	FLANGED
GO	GEAR OPERATOR
HC	HOSE CAP
LF	LEAD FREE
LS	LEVER & SPRING
NRS	NON RISING STEM
RS	RISING STEM
S	SWEAT
T	THREADED
Y OR TFE	TELFON SEAT

Gate Valves #250 - Cast Iron

NIBF669212	F-669 2-1/2 250# FLG CI GATE VALVE
NIBF6693	F-669 3 250# FLG CI GATE VALVE
NIBF6694	F-669 4 250# FLG CI GATE VALVE
NIBF6695	F-669 5 250# FLG CI GATE VALVE
NIBF6696	F-669 6 250# FLG CI GATE VALVE
NIBF6698	F-669 8 250# FLG CI GATE VALVE
NIBF66910	F-669 10 250# FLG CI GATE VALVE
NIBF66912	F-669 12 250# FLG CI GATE VALVE

Check Valves #125 - Cast Iron

NIBF918B2	F-918-B 2 125# FLG CI CHECK VALVE
NIBF918B212	F-918-B 2-1/2 125# FLG CI CHECK VALVE
NIBF918B3	F-918-B 3 125# FLG CI CHECK VALVE
NIBF918B4	F-918-B 4 125# FLG CI CHECK VALVE
NIBF918B5	F-918-B 5 125# FLG CI CHECK VALVE
NIBF918B6	F-918-B 6 125# FLG CI CHECK VALVE
NIBF918B8	F-918-B 8 125# FLG CI CHECK VALVE
NIBF918B10	F-918-B 10 125# FLG CI CHECK VALVE
NIBF918B12	F-918-B 12 125# FLG CI CHECK VALVE
NIBF918BLS3	F-918-B L&S 3 125# FLG CI CHECK VLV W/LVR & SPR
NIBF918BLS4	F-918-B L&S 4 125# FLG CI CHECK VLV W/LVR & SPR
NIBF918BLS6	F-918-B L&S 6 125# FLG CI CHECK VLV W/LVR & SPR

Silent Check Valves #125 - Cast Iron

NIBF910BLF212	F-910-B-LF 2-1/2 125# FLG CI GLOBE SLNT CHECK
NIBF910BLF3	F-910-B-LF 3 125# FLG CI GLOBE SILENT CHECK VLV
NIBF910BLF4	F-910-B-LF 4 125# FLG CI GLOBE SILENT CHECK VLV
NIBF910BLF6	F-910-B-LF 6 125# FLG CI GLOBE SILENT CHECK VLV
NIBF910BLF8	F-910-B-LF 8 125# FLG CI GLOBE SILENT CHECK VLV
NIBF910BLF10	F-910-B-LF 10"125# FLG CI GLOBE SLNT CHECK
NIBF910BLF12	F-910-B-LF 12" 125# FLG CI GLOBE SLNT CHECK

Check Valves #150 - Ductile Iron

NIBF938312	F-938-31 2 150# FLG DUCT IRON CHECK VALVE
NIBF93831212	F-938-31 2-1/2 150# DUCT IRON CHECK VALVE
NIBF938313	F-938-31 3 150# FLG DUCT IRON CHECK VALVE
NIBF938314	F-938-31 4 150# FLG DUCT IRON CHECK VALVE
NIBF938316	F-938-31 6 150# FLG DUCT IRON CHECK VALVE
NIBF968B212	F-968-B 2-1/2 250# FLG & THR IRON BDY CHECK VALVE
NIBF968B3	F-968-B 3 250# FLG & THR IRON BODY CHECK VALVE
NIBF968B4	F-968-B 4 250# FLG & THR IRON BODY CHECK VALVE
NIBF968B6	F-968-B 6 250# FLG & THR IRON BODY CHECK VALVE



Product Key

B	BRONZE SEAT
BRZ	BRONZE
CI	CAST IRON
DI	DUCTILE IRON
F	FLANGED
GO	GEAR OPERATOR
HC	HOSE CAP
LF	LEAD FREE
LS	LEVER & SPRING
NRS	NON RISING STEM
RS	RISING STEM
S	SWEAT
T	THREADED
Y OR TFE	TELFON SEAT

Globe Valves #125 - Cast Iron

NIBF718B212	F-718-B 2-1/2 125# OS&Y FLG CI GLOBE VALVE
NIBF718B3	F-718-B 3 125# OS&Y FLG CI GLOBE VALVE
NIBF718B4	F-718-B 4 125# OS&Y FLG CI GLOBE VALVE
NIBF718B5	F-718-B 5 125# OS&Y FLG CI GLOBE VALVE
NIBF718B6	F-718-B 6 125# OS&Y FLG CI GLOBE VALVE
NIBF718B8	F-718-B 8 125# OS&Y FLG CI GLOBE VALVE

Globe Valves #250 - Cast Iron

NIBF768B212	F-768-B 2-1/2 250# OS&Y FLG CI GLOBE VALVE
NIBF768B3	F-768-B 3 250# OS&Y FLG CI GLOBE VALVE
NIBF768B4	F-768-B 4 250# OS&Y FLG CI GLOBE VALVE
NIBF768B6	F-768-B 6 250# OS&Y FLG CI GLOBE VALVE
NIBF768B8	F-768-B 8 250# OS&Y FLG CI GLOBE VALVE

NIBCO®

**RUGGED.
RELIABLE.
READY.**

[NIBCO.COM/NIBCO-PRODUCTS/VALVES/](https://www.nibco.com/nibco-products/valves/)

The extensive line of NIBCO® butterfly, ball, gate, circuit balancing, and stop and waste valves represents a history of innovation and quality engineering. Available in a variety of materials and applications for commercial flow-control systems.





IRON VALVE FIGURE NUMBER COMPARISONS

NIBCO	Milwaukee	Stockham	Crane	Jenkins	Powell	Hammond	Walworth	NIBCO
F-617-O	F2885-A	G-623	465-1/2	651A	1793	IR1140	8726F	F-617-O
F-617-ON	F2891-A	G-624	475-1/2	100A	1816	IR1146HI	8727F	F-617-ON
F-619	F2882-A	G-612	461	326	1787	IR1138	8719F	F-619
F-619-N	F2890	G-613	473	98	1799	IR1144HI	8720F	F-619-N
F-667-O	F2894-A	F-667	7-1/2E	204	1797	IR330	8786F	F-667-O
F-669		F-661	3E	203			8775F	F-669
F-718-B	F2981-A	G-512	351	613	241	IR116	8906F	F-718-B
F-718-N	F2892		351-1/4		457		8906-1/2F	F-718-N
F-768-B	F2983	F-532	21E	923	256	IR313	8955F	F-768-B
F-818-B	F2988	G-515	353	614	243		8907F	F-818-B
F-869-B		F-541	30E	293	368			F-869-B
F-918-B	F2974-A	G-931	373	624	559	IR1124	8928F	F-918-B
F-918-N	F2971	G-933	373-1/2	85	1259	IR1126HI	8928-1/2F	F-918-N
F-968-B	F2970	F-947	39E	339R	576	IR322	8970F	F-968-B
Wafer Checks								
F-910	1800					IR9354		F-910
F-960						IR9355		F-960
W-910/960	1400					IR9253/9255		W-910/960
W-920-W		WG-970						W-920-W
Alloy Iron								
F-617-13	F2885-13	AG-642	14477	7651N	1893	IR1913HI	725FS	F-617-13
F-918-13	F2974-13	AG-931	14493	7624N	559P	IR1937HI	928FS	F-918-13

Comparing Ductile Iron Valves to Cast Steel Valves

Ductile Iron	Cast Steel				
	Crane	Powell	Stockham	Kitz	Velan
OS & Y Gate F-637-31 or F-637-33	47	1503	15-OF	K150-SCL	F-006C-02
NRS Gate F-639-31 or F-639-33	Not Available	Not Available	Not Available	Not Available	Not Available
Globe F-738-31	143	1531	15-GSF	K-150-SCJ	F-007C-02
Angle Globe F-838-31	145	1533	15-APF	Not Available	Not Available
Swing Check F-938-31 or F-938-33	147	1561	15-SF	K150-SCO	F-001C-02

NOTE: -31 is B584 Bronze Trim -33 is CF8M Stainless Steel Trim.

When determining valve selection, care should be taken regarding the capabilities of the materials used. To be used as a guide only. Some variations in detail are possible.





BUTTERFLY VALVES FIGURE NUMBER COMPARISONS

DUCTILE IRON

NIBCO	WD2000	LD2000	WD2100	LD2100	WD3010	LD3010	WD3110	LD3110	WD3022	LD3022
Bray	30-11010-120	31-11010-120	30-11010-684	31-11010-684	30-11010-119	31-11010-119	30-11010-713	31-11010-713	30-11010-124	31-11010-124
Centerline	A2-061-05	B2-061-05	A2-061-01	B2-061-01	A2-021-05	B2-021-05	A2-021-01	B2-021-01	A2-044-05	B2-044-05
Demco	NEC1114351	NEC5114351	NEC1114311	NEC5114311	NEC1115351	NEC5115351	NEC1115311	NEC5115311	NEC1122351	NEC5122351
Grinnell	WD-8281-3	LD-8281-3	WD-8181-3	LD-8181-3	WD-8201-3	LD-8201-3	WD-8101-3	LD-8101-3	WD-8271-4	LD-8271-4
Keystone	HS-1	HS-2	HS-1	HS-2	HS-1	HS-2	HS-1	HS-2	HS-1	HS-2
Milwaukee	MW-233-E	ML-233-E	MW-233-B	ML-233-B	MW-232-E	ML-232-E	MW-232-B	ML-232-B	MW-234-E	ML-234-E
Mueller Steam	55-ANK6-1	56-ANK6-1	55-ANK3-1	56-ANK3-1	55-ANI6-1	56-ANI6-1	55-ANI3-1	56-ANI3-1	55-AHH6-1	56-AHH6-1
Watts	DBF-04-121-15	DBF-03-121-15	DBF-04-121-25	DBF-03-121-25	DBF-04-111-15	DBF-03-111-15	DBF-04-111-25	DBF-03-111-25	DBF-04-131-25	DBF-03-131-25

NOTE: NIBCO lug style butterfly valves are fully rated for dead end service without a downstream flange. All valves listed above as comparable may not have this rating.

CAST IRON

NIBCO	N200235	N200135	N200245	N200145	N200236	N200136	N200246	N200146
Grinnell	LC128*3	WC128*3	LC118*3	WC118-3	LC120*3	WC120*3	LC110*3	WC110*3
Centerline	B106135	A106145	B106161	A106131	B102135	A102135	B102131	A102131
Watts	BF03-121-1	BF04-121-1	BF03-121-2	BF04-121-2	BF03-111-1	BF04-111-1	BF03-111-2	BF04-111-2
Milwaukee	CL223E	CW223E	CL223B	CW223B	CL222E	CW222E	CL222B	CW222B

*To be used as a guide only. Some variation in detail is possible.
Information subject to change.



24

NIBCO BRONZE VALVES - LEADED

Product Key

B	BRONZE SEAT
BRZ	BRONZE
CI	CAST IRON
DI	DUCTILE IRON
F	FLANGED
GO	GEAR OPERATOR
HC	HOSE CAP
LF	LEAD FREE
LS	LEVER & SPRING
NRS	NON RISING STEM
RS	RISING STEM
S	SWEAT
T	THREADED
Y OR TFE	TELFON SEAT

Rising Stem Gate Valve #125 - Sweat

NIBS11138	S-111 3/8 125# RS BRZ COP GATE VALVE
NIBS11112	S-111 1/2 125# RS BRZ COP GATE VALVE
NIBS11134	S-111 3/4 125# RS BRZ COP GATE VALVE
NIBS11111	S-111 1 125# RS BRZ COP GATE VALVE
NIBS111114	S-111 1-1/4 125# RS BRZ COP GATE VALVE
NIBS111112	S-111 1-1/2 125# RS BRZ COP GATE VALVE
NIBS1112	S-111 2 125# RS BRZ COP GATE VALVE
NIBS111212	S-111 2-1/2 125# RS BRZ COP GATE VALVE
NIBS1113	S-111 3 125# RS BRZ COP GATE VALVE

Rising Stem Gate Valve #125 - Threaded

NIBT11114	T-111 1/4 125# BRZ THR RS GATE VALVE
NIBT11138	T-111 3/8 125# BRZ THR RS GATE VALVE
NIBT11112	T-111 1/2 125# BRZ THR RS GATE VALVE
NIBT11134	T-111 3/4 125# BRZ THR RS GATE VALVE
NIBT11111	T-111 1 125# BRZ THR RS GATE VALVE
NIBT111114	T-111 1-1/4 125# BRZ THR RS GATE VALVE
NIBT111112	T-111 1-1/2 125# BRZ THR RS GATE VALVE
NIBT1112	T-111 2 125# BRZ THR RS GATE VALVE

Rising Stem Gate Valve #150 - Sweat

NIBS13438	S-134 3/8 150# RS BRZ COP GATE VALVE
NIBS13412	S-134 1/2 150# RS BRZ COP GATE VALVE
NIBS13434	S-134 3/4 150# RS BRZ COP GATE VALVE
NIBS1341	S-134 1 150# RS BRZ COP GATE VALVE
NIBS134114	S-134 1-1/4 150# RS BRZ COP GATE VALVE
NIBS134112	S-134 1-1/2 150# RS BRZ COP GATE VALVE
NIBS1342	S-134 2 150# RS BRZ COP GATE VALVE
NIBS134212	S-134 2-1/2 150# RS BRZ COP GATE VALVE
NIBS1343	S-134 3 150# RS BRZ COP GATE VALVE

Rising Stem Gate Valve #150 - Threaded

NIBT13414	T-134 1/4 150# BRZ THR RS GATE VALVE
NIBT13438	T-134 3/8 150# BRZ THR RS GATE VALVE
NIBT13412	T-134 1/2 150# BRZ THR RS GATE VALVE
NIBT13434	T-134 3/4 150# BRZ THR RS GATE VALVE
NIBT1341	T-134 1 150# BRZ THR RS GATE VALVE
NIBT134114	T-134 1-1/4 150# BRZ THR RS GATE VALVE
NIBT134112	T-134 1-1/2 150# BRZ THR RS GATE VALVE
NIBT1342	T-134 2 150# BRZ THR RS GATE VALVE
NIBT134212	T-134 2-1/2 150# BRZ THR RS GATE VALVE
NIBT1343	T-134 3 150# BRZ THR RS GATE VALVE
NIBT1344	T-134 4 150# BRZ THR RS GATE VALVE



Product Key	
B	BRONZE SEAT
BRZ	BRONZE
CI	CAST IRON
DI	DUCTILE IRON
F	FLANGED
GO	GEAR OPERATOR
HC	HOSE CAP
LF	LEAD FREE
LS	LEVER & SPRING
NRS	NON RISING STEM
RS	RISING STEM
S	SWEAT
T	THREADED
Y OR TFE	TELFON SEAT

Rising Stem Gate Valve #300 - Threaded (SS Seat)

NIBT174SS12	T-174-SS 1/2 300# BRZ THR RS GATE VLV SS SEAT
NIBT174SS34	T-174-SS 3/4 300# BRZ THR RS GATE VLV SS SEAT
NIBT174SS1	T-174-SS 1 300# BRZ THR RS GATE VLV W/SS SEAT
NIBT174SS114	T-174-SS 1-1/4 300# BRZ THR RS GATE VLV SS SEATS
NIBT174SS112	T-174-SS 1-1/2 300# BRZ THR RS GATE VLV SS SEAT
NIBT174SS2	T-174-SS 2 300# BRZ THR RS GATE VLV W/SS SEAT

Code	Description: Rising Stem Gate
NIBT104O1	T104O 1 175# UL/FM OS&Y THR BRZ GATE VALVE
NIBT104O112	T104O 1-1/2 175# UL/FM Q&SY THR BRZ GATE VALVE
NIBT104O2	T104O 2 175# UL/FM OS&Y THR BRZ GATE VALVE
NIBT12434	T-124 3/4 125# BRZ THR RS GATE VALVE
NIBT131112	T-131 1-1/2 150# BRZ THR RS GATE VALVE
NIBT1312	T-131 2 150# BRZ THR RS GATE VALVE

Rising Stem Gate Valve #300 - Threaded (SS Seat)

NIBT174A14	T-174-A 1/4 300# BRZ THR RS GATE VALVE
NIBT174A38	T-174-A 3/8 300# BRZ THR RS GATE VALVE
NIBT174A12	T-174-A 1/2 300# BRZ THR RS GATE VALVE
NIBT174A34	T-174-A 3/4 300# BRZ THR RS GATE VALVE
NIBT174A1	T-174-A 1 300# BRZ THR RS GATE VALVE
NIBT174A114	T-174-A 1-1/4 300# BRZ RS THR GATE VALVE
NIBT174A112	T-174-A 1-1/2 300# BRZ THR RS GATE VALVE
NIBT174A2	T-174-A 2 300# BRZ THR RS GATE VALVE

Non Rising Stem Gate Valve #125 - Sweat

NIBS11334	S-113 3/4 125# NRS BRZ COP GATE VALVE
NIBS11312	S-113 1/2 125# NRS BRZ COP GATE VALVE
NIBS11338	S-113 3/8 125# NRS BRZ COP GATE VALVE
NIBS1131	S-113 1 125# NRS BRZ COP GATE VALVE
NIBS113114	S-113 1-1/4 125# NRS BRZ COP GATE VALVE
NIBS113112	S-113 1-1/2 125# NRS BRZ COP GATE VALVE
NIBS1132	S-113 2 125# NRS BRZ COP GATE VALVE
NIBS113212	S-113 2-1/2 125# NRS BRZ COP GATE VALVE
NIBS1133	S-113 3 125# NRS BRZ COP GATE VALVE



24

NIBCO BRONZE VALVES - LEADED

Product Key

B	BRONZE SEAT
BRZ	BRONZE
CI	CAST IRON
DI	DUCTILE IRON
F	FLANGED
GO	GEAR OPERATOR
HC	HOSE CAP
LF	LEAD FREE
LS	LEVER & SPRING
NRS	NON RISING STEM
RS	RISING STEM
S	SWEAT
T	THREADED
Y OR TFE	TELFON SEAT

Non Rising Stem Gate Valve #125 - Threaded

NIBT11314	T-113 1/4 125# BRZ THR NRS GATE VALVE
NIBT11338	T-113 3/8 125# BRZ THR NRS GATE VALVE
NIBT11312	T-113 1/2 125# BRZ THR NRS GATE VALVE
NIBT11334	T-113 3/4 125# BRZ THR NRS GATE VALVE
NIBT1131	T-113 1 125# BRZ THR NRS GATE VALVE
NIBT113114	T-113 1-1/4 125# BRZ THR NRS GATE VALVE
NIBT113112	T-113 1-1/2 125# BRZ THR NRS GATE VALVE
NIBT1132	T-113 2 125# BRZ THR NRS GATE VALVE
NIBT113212	T-113 2-1/2 125# BRZ THR NRS GATE VALVE
NIBT1133	T-113 3 125# BRZ THR NRS GATE VALVE
NIBT113HC12	T113HC 1/2 Hose End w/Cap
NIBT113HC34	T113HC 1/2 Hose End w/Cap
NIBT113HC1	T113HC 1 Hose End w/Cap

Non Rising Stem Gate Valve #150 - Threaded

NIBT13312	T-133 1/2 150# BRZ THR NRS GATE VALVE
NIBT13334	T-133 3/4 150# BRZ THR NRS GATE VALVE
NIBT1331	T-133 1 150# BRZ THR NRS GATE VLVE
NIBT133114	T-133 1-1/4 150# BRZ THR NRS GATE VALVE
NIBT133112	T-133 1-1/2 150# BRZ THR NRS GATE VALVE
NIBT1332	T-133 2 150# BRZ THR NRS GATE VALVE
NIBT1333	T-133 3 150# BRZ THR NRS GATE VALVE

Non Rising Stem Gate Valve #200 - Press

NIBPF1131	PF113 1 200# BRZ NRS CPPXCPP FEM GATE VALVE
NIBPF113114	PF113 1-1/4 200# BRZ NRS CPPXCPP FEM GATE VALVE
NIBPF113112	PF113 1-1/2 200# BRZ NRS CPPXCPP FEM GATE VALVE
NIBPF1132	PF113 2 200# BRZ NRS CPPXCPP FEM GATE VALVE

Globe Valve #125 - Threaded

NIBT211Y12	T-211-Y 1/2 125# BRZ THR GLOBE VALVE W/TFE DISC
NIBT211Y34	T-211-Y 3/4 125# BRZ THR GLOBE VALVE W/TFE DISC
NIBT211Y1	T-211-Y 1 125# BRZ THR GLOBE VALVE W/TFE DISC
NIBT211Y114	T-211-Y 1-1/4 125# BRZ THR GLOBE VLV W/TFE DISC
NIBT211Y112	T-211-Y 1-1/2 125# BRZ GLOBE VALVE W/TFE DISC
NIBT211Y2	T-211-Y 2 125# BRZ THR GLOBE VALVE W/TFE DISC
NIBT211Y212	T-211-Y 2-1/2 125# BRZ THR GLOBE VLV W/TFE DISC
NIBT211Y3	T-211-Y 3 125# BRZ THR GLOBE VALVE W/TFE DISC



Product Key	
B	BRONZE SEAT
BRZ	BRONZE
CI	CAST IRON
DI	DUCTILE IRON
F	FLANGED
GO	GEAR OPERATOR
HC	HOSE CAP
LF	LEAD FREE
LS	LEVER & SPRING
NRS	NON RISING STEM
RS	RISING STEM
S	SWEAT
T	THREADED
Y OR TFE	TELFON SEAT

Globe Valve #150 - Threaded

NIBT235Y18	T-235-Y 1/8"150# BRZ THR GLOBE VLV W/TFE SEAT
NIBT235Y14	T235-Y 1/4 150# BRZ THR GLOBE VLV W/TFE SEAT
NIBT235Y38	T-235-Y 3/8 150# BRZ THR GLOBE VLV W/TFE SEAT
NIBT235Y12	T-235-Y 1/2 150# BRZ THR GLOBE VLV W/TFE SEAT
NIBT235Y34	T-235-Y 3/4 150# BRZ THR GLOBE VLV W/TFE SEAT
NIBT235Y1	T-235-Y 1 150# BRZ THR GLOBE VLV W/TFE SEAT
NIBT235Y114	T-235-Y 1-1/4 150# BRZ THR GLOBE VLV TFE SEAT
NIBT235Y112	T-235-Y 1-1/2 150# BRZ THR GLOBE VLV TFE SEAT
NIBT235Y2	T-235-Y 2 150# BRZ THR GLOBE VLV W/TFE SEAT
NIBT235Y212	T-235-Y 2-1/2 150# BRZ THR GLOBE VLV TFE SEAT
NIBT235Y3	T-235-Y 3 150# BRZ THR GLOBE VLV W/TFE SEAT

Globe Valve #125 - Sweat

NIBS211Y12	S-211-Y 1/2 125# BRZ COP GLOBE VALVE W/TEF SEAT
NIBS211Y34	S-211-Y 3/4 125# BRZ COP GLOBE VALVE W/TEF SEAT
NIBS211Y1	S-211-Y 1 125# BRZ COP GLOBE VALVE W/TEF SEAT
NIBS211Y114	S-211-Y 1-1/4 125# BRZ COP GLOBE VLV W/TEF SEAT
NIBS211Y112	S-211-Y 1-1/2 125# BRZ COP GLOBE VLV W/TEF SEAT
NIBS211Y3	S-211-Y 3 125# BRZ COP GLOBE VALVE W/TEF SEAT

Globe Valve #150 - Sweat

NIBS235Y18	S-235-Y 1/8" 150# BRZ COP GLOBE VALVE W/TEF SEAT
NIBS235Y14	S-235-Y 1/4" 150# BRZ COP GLOBE VALVE W/TEF SEAT
NIBS235Y38	S-235-Y 3/8 150# BRZ COP GLOBE VALVE W/TEF SEAT
NIBS235Y12	S-235-Y 1/2 150# BRZ COP GLOBE VALVE W/TEF SEAT
NIBS235Y34	S-235-Y 3/4 150# BRZ COP GLOBE VALVE W/TEF SEAT
NIBS235Y1	S-235-Y 1 150# BRZ COP GLOBE VALVE W/TEF SEAT
NIBS235Y114	S-235-Y 1-1/4 150# BRZ COP GLOBE VLV W/TEF SEAT
NIBS235Y112	S-235-Y 1-1/2 150# BRZ COP GLOBE VLV W/TEF SEAT
NIBS235Y2	S-235-Y 2 150# BRZ COP GLOBE VALVE W/TEF SEAT
NIBS235Y212	S-235-Y 2-1/2 150# BRZ COP GLOBE VLV W/TEF SEAT
NIBS235Y3	S-235-Y 3 150# BRZ COP GLOBE VALVE W/TEF SEAT



24

NIBCO BRONZE VALVES - LEADED

Product Key

B	BRONZE SEAT
BRZ	BRONZE
CI	CAST IRON
DI	DUCTILE IRON
F	FLANGED
GO	GEAR OPERATOR
HC	HOSE CAP
LF	LEAD FREE
LS	LEVER & SPRING
NRS	NON RISING STEM
RS	RISING STEM
S	SWEAT
T	THREADED
Y OR TFE	TELFON SEAT

Globe Valve #300 - Threaded

NIBT275Y14	T-275-Y 1/4 300# BRZ THR GLOBE VALVE W/TFE SEAT
NIBT275Y38	T-275-Y 3/8 300# BRZ THR GLOBE VALVE W/TFE SEAT
NIBT275B38	T-275-B 3/8 300# BRZ THR GLOBE VALVE W/BRZ DISC
NIBT275Y12	T-275-Y 1/2 300# BRZ THR GLOBE VALVE W/TFE SEAT
NIBT275Y34	T-275-Y 3/4 300# BRZ THR GLOBE VALVE W/TFE SEAT
NIBT275Y1	T-275-Y 1 300# BRZ THR GLOBE VALVE W/TFE SEAT
NIBT275Y114	T-275-Y 1-1/4 300# BRZ THR GLOBE VLV TFE SEAT
NIBT275Y112	T-275-Y 1-1/2 300# BRZ THR GLOBE VLV TFE SEAT
NIBT275Y2	T-275-Y 2 300# BRZ THR GLOBE VALVE W/TFE SEAT
NIBT275Y212	T-275-Y 2-1/2 300# BRZ THR GLOBE VLV TFE SEAT
NIBT275Y3	T-275-Y 3 300# BRZ THR GLOBE VALVE W/TFE SEAT
NIBT275B3	T-275-B 3 300# BRZ THR GLOBE VALVE W/BRZ DISC

Swing Check Valve #300 - Threaded

NIBT473Y12	T-473-Y 1/2 300# BRZ THR CHECK VLV W/TFE DISC
NIBT473Y34	T-473-Y 3/4 300# BRZ THR CHECK VLV W/TFE DISC
NIBT473Y1	T-473-Y 1 300# BRZ THR THR CHECK VLV W/TFE DISC
NIBT473Y114	T-473-Y 1-1/4 300# BRZ THR CHECK VLV W/TFE DISC
NIBT473Y112	T-473-Y 1-1/2 300# BRZ THR CHECK VLV W/TFE DISC
NIBT473Y2	T-473-Y 2 300# BRZ THR CHECK VLV W/TFE DISC

Swing Check Valve #125 - Threaded

NIBT413Y14	T-413-Y 1/4 125# BRZ THR CHECK VALVE W/TFE DISC
NIBT413Y38	T-413-Y 3/8 125# BRZ THR CHECK VALVE W/TFE DISC
NIBT413Y12	T-413-Y 1/2 125# BRZ THR CHECK VALVE W/TFE DISC
NIBT413Y34	T-413-Y 3/4 125# BRZ THR CHECK VALVE W/TFE DISC
NIBT413Y1	T-413-Y 1 125# BRZ THR CHECK VALVE W/TFE DISC
NIBT413Y114	T-413-Y 1-1/4 125# BRZ THR CHECK VLV W/TFE DISC
NIBT413Y112	T-413-Y 1-1/2 125# BRZ THR CHECK VLV W/TFE DISC
NIBT413Y2	T-413-Y 2 125# BRZ THR CHECK VALVE W/TFE DISC

Swing Check Valve #150 - Threaded

NIBT433Y14	T-433-Y 1/4 150# BRZ THR CHECK VLV W/TFE DISC
NIBT433Y38	T-433-Y 3/8 150# BRZ THR CHECK VLV W/TFE DISC
NIBT433Y12	T-433-Y 1/2 150# BRZ THR CHECK VLV W/TFE DISC
NIBT433Y34	T-433-Y 3/4 150# BRZ THR CHECK VLV W/TFE DISC
NIBT433Y1	T-433-Y 1 150# BRZ THR CHECK VLV W/TFE DISC
NIBT433Y114	T-433-Y 1-1/4 150# BRZ THR CHECK VLV W/TFE DISC
NIBT433Y112	T-433-Y 1-1/2 150# BRZ THR CHECK VLV W/TFE DISC
NIBT433Y2	T-433-Y 2 150# BRZ THR CHECK VLV W/TFE DISC
NIBT433Y212	T-433-Y 2-1/2 150# BRZ THR CHECK VLV W/TFE DISC
NIBT433Y3	T-433-Y 3 150# BRZ THR CHECK VLV W/TFE DISC
NIBT433B3	T-433-B 3 150# BRZ THR THR CHECK VLV W/BRZ DISC



Product Key	
B	BRONZE SEAT
BRZ	BRONZE
CI	CAST IRON
DI	DUCTILE IRON
F	FLANGED
GO	GEAR OPERATOR
HC	HOSE CAP
LF	LEAD FREE
LS	LEVER & SPRING
NRS	NON RISING STEM
RS	RISING STEM
S	SWEAT
T	THREADED
Y OR TFE	TELFON SEAT

Swing Check Valve #125 - Sweat

NIBS413Y14	S-413-Y 1/4" 125# BRZ COP CHECK VALVE W/TFE DISC
NIBS413Y38	S-413-Y 3/8" 125# BRZ COP CHECK VALVE W/TFE DISC
NIBS413B12	S-413-B 1/2 125# BRZ COP CHECK VLV W/BRZ DISC
NIBS413Y12	S-413-Y 1/2 125# BRZ COP CHECK VALVE W/TFE DISC
NIBS413Y34	S-413-Y 3/4 125# BRZ COP CHECK VALVE W/TFE DISC
NIBS413Y1	S-413-Y 1 125# BRZ COP CHECK VALVE W/TFE DISC
NIBS413Y114	S-413-Y 1-1/4 125# BRZ COP CHECK VLV W/TFE DISC
NIBS413Y112	S-413-Y 1-1/2 125# BRZ COP CHECK VLV W/TFE DISC
NIBS413Y2	S-413-Y 2 125# BRZ COP CHECK VALVE W/TFE DISC

Swing Check Valve #150 - Sweat

NIBS433Y14	S-433-Y 1/4 150# BRZ COP CHECK VALVE W/TFE DISC
NIBS433Y38	S-433-Y 3/8 150# BRZ COP CHECK VALVE W/TFE DISC
NIBS433Y12	S-433-Y 1/2 150# BRZ COP CHECK VALVE W/TFE DISC
NIBS433Y34	S-433-Y 3/4 150# BRZ COP CHECK VALVE W/TFE DISC
NIBS433Y1	S-433-Y 1 150# BRZ COP CHECK VALVE W/TFE DISC
NIBS433Y114	S-433-Y 1-1/4 150# BRZ COP CHECK VLV W/TFE DISC
NIBS433Y112	S-433-Y 1-1/2 150# BRZ COP CHECK VLV W/TFE DISC
NIBS433Y2	S-433-Y 2 150# BRZ COP CHECK VALVE W/TFE DISC
NIBS433Y212	S-433-Y 2-1/2 150# BRZ COP CHECK VLV W/TFE DISC
NIBS433B212	S-433-B 2-1/2 150# BRZ COP CHECK VLV W/BRZ DISC
NIBS433B3	S-433-B 3 150# BRZ COP CHECK VLV W/BRZ DISC
NIBS433Y3	S-433-Y 3 150# BRZ COP CHECK VALVE W/TFE DISC
NIBS433B4	S-433-B 4 150# BRZ COP CHECK VLV W/BRZ DISC

Swing Check Valve #200 - Press

NIBPF413Y12	PF413-Y 1/2 200# BRZ CPP XCPP FEM SWNG CHCK VLV
NIBPF413Y34	PF413-Y 3/4 200# BRZ CPP XCPP FEM SWNG CHCK VLV
NIBPF413Y1	PF413-Y 1 200# BRZ CPP XCPP FEM SWNG CHCK VLV
NIBPF413Y114	PF413-Y 1-1/4 200# BRZ CPP FEM SWNG CHCK VLV
NIBPF413Y112	PF413-Y 1-1/2 200# BRZ CPP FEM SWNG CHCK VLV
NIBPF413Y2	PF413-Y 2 200# BRZ CPP XCPP FEM SWNG CHCK VLV

In-Line Spring Check Valve - IPS

NIBT480Y12	T-480-Y 1/2" IPS Domestic In-Line Spring Check With Teflon Seat
NIBT480Y38	T-480-Y 3/8" IPS Domestic In-Line Spring Check With Teflon Seat
NIBT480Y34	T-480-Y 3/4 IPS Domestic In-Line Spring Check With Teflon Seat
NIBT480Y1	T-480-Y 1 IPS Domestic In-Line Spring Check With Teflon Seat
NIBT480Y114	T-480-Y 1-1/4 IPS Domestic In-Line Spring Check With Teflon Seat
NIBT480Y112	T-480-Y 1-1/2 IPS Domestic In-Line Spring Check With Teflon Seat
NIBT480Y2	T-480-Y 2IPS Domestic In-Line Spring Check With Teflon Seat



24

NIBCO BRONZE VALVES - LEADED

Product Key

B	BRONZE SEAT
BRZ	BRONZE
CI	CAST IRON
DI	DUCTILE IRON
F	FLANGED
GO	GEAR OPERATOR
HC	HOSE CAP
LF	LEAD FREE
LS	LEVER & SPRING
NRS	NON RISING STEM
RS	RISING STEM
S	SWEAT
T	THREADED
Y OR TFE	TELFON SEAT

In-Line Spring Check Valve - Sweat

NIBS480Y38	S-480-Y 3/8" Sweat Domestic In-Line Spring Check With Teflon Seat
NIBS480Y12	S-480-Y 1/2" Sweat Domestic In-Line Spring Check With Teflon Seat
NIBS480Y34	S-480-Y 3/4" Sweat Domestic In-Line Spring Check With Teflon Seat
NIBS480Y1	S-480-Y 1" Sweat Domestic In-Line Spring Check With Teflon Seat
NIBS480Y114	S-480-Y 1-1/4" Sweat Domestic In-Line Spring Check With Teflon Seat
NIBS480Y112	S-480-Y 1-1/2" Sweat Domestic In-Line Spring Check With Teflon Seat

In-Line Spring Check Valve - Press

NIBPF480YLF12	PF-480-Y 1/2" Press Domestic In-Line Spring Check With Teflon Seat
NIBPF480YLF34	PF-480-Y 3/4" Press Domestic In-Line Spring Check With Teflon Seat
NIBPF480YLF1	PF-480-Y 1" Press Domestic In-Line Spring Check With Teflon Seat
NIBPF480YLF114	PF-480-Y 1-1/4" Press Domestic In-Line Spring Check With Teflon Seat
NIBPF480YLF112	PF-480-Y 1-1/2" Press Domestic In-Line Spring Check With Teflon Seat
NIBPF480YLF2	PF-480-Y 2" Press Domestic In-Line Spring Check With Teflon Seat

Ball Valve Full Port - Sweat

NIBS5857014	S-585-70 1/4" Sweat Domestic FP Ball Valve
NIBS5857038	S-585-70 3/8" Sweat Domestic FP Ball Valve
NIBS5857012	S-585-70 1/2" Sweat Domestic FP Ball Valve
NIBS5857034	S-585-70 3/4" Sweat Domestic FP Ball Valve
NIBS585701	S-585-70 1" Sweat Domestic FP Ball Valve
NIBS58570114	S-585-70 1-1/4" Sweat Domestic FP Ball Valve
NIBS58570112	S-585-70 1-1/2" Sweat Domestic FP Ball Valve
NIBS585702	S-585-70 2" Sweat Domestic FP Ball Valve

Ball Valve Full Port #200 - Press

NIBPF58570HC12	PF585-70-HC 1/2 200# BRZ CPP FEMXHOS BALL VALVE
NIBPF58570HC34	PF585-70-HC 3/4 200# BRZ CPP FEMXHOS BALL VALVE
NIBPF5857012	PF585-70 1/2 200# BRZ CPPXCPP FEM BALL VALVE
NIBPF5857034	PF585-70 3/4 200# BRZ CPPXCPP FEM BALL VALVE
NIBPF585701	PF585-70 1 200# BRZ CPPXCPP FEM BALL VALVE
NIBPF58570114	PF585-70 1-1/4 200# BRZ CPPXCPP FEM BALL VALVE
NIBPF58570112	PF585-70 1-1/2 200# BRZ CPPXCPP FEM BALL VALVE
NIBPF585702	PF585-70 2 200# BRZ CPPXCPP FEM BALL VALVE

Ball Valve Full Port #600 - Sweat

NIBS595Y1	S-595-Y 1 600# BRZ 3PC COP FULL PORT BALL VLV
NIBS595Y114	S-595-Y 1-1/4 600# BRZ 3PC COP FP BALL VALVE
NIBS595Y112	S-595-Y 1-1/2 600# BRZ 3PC COP FP BALL VALVE
NIBS595Y2	S-595-Y 2 600# BRZ 3PC COP FULL PORT BALL VLV



Product Key	
B	BRONZE SEAT
BRZ	BRONZE
CI	CAST IRON
DI	DUCTILE IRON
F	FLANGED
GO	GEAR OPERATOR
HC	HOSE CAP
LF	LEAD FREE
LS	LEVER & SPRING
NRS	NON RISING STEM
RS	RISING STEM
S	SWEAT
T	THREADED
Y OR TFE	TELFON SEAT

Ball Valve Full Port #600 - Threaded

NIBT5857014	T-585-70 1/4 600# BRZ 2PC THR FP BALL VALVE
NIBT5857038	T-585-70 3/8 600# BRZ 2PC THR FP BALL VALVE
NIBT5857012	T-585-70 1/2 600# BRZ 2PC THR FP BALL VALVE
NIBT5857034	T-585-70 3/4 600# BRZ 2PC THR FP BALL VALVE
NIBT585701	T-585-70 1 600# BRZ 2PC THR FULL PORT BALL VLV
NIBT58570114	T-585-70 1-1/4 600# BRZ 2PC THR FP BALL VALVE
NIBT58570112	T-585-70 1-1/2 600# BRZ 2PC THR FP BALL VALVE
NIBT585702	T-585-70 2 600# BRZ 2PC THR FULL PORT BALL VALVE
NIBT58570HC12	T-585-70-HC 1/2" IPS Domestic FP Ball Valve
NIBT58570HC34	T585-70-HC 600# BRZ 2PC THR FP B/V W/HOSE CAP

Ball Valve Full Port with Stainless Steel Vented Ball - Sweat

NIBS585706614	S-585-70-66 1/4" Sweat Domestic FP Ball Valve w/Vented SS Ball
NIBS585706638	S-585-70-66 3/8" Sweat Domestic FP Ball Valve w/Vented SS Ball
NIBS585706612	S-585-70-66 1/2" Sweat Domestic FP Ball Valve w/Vented SS Ball
NIBS585706634	S-585-70-66 3/4" Sweat Domestic FP Ball Valve w/Vented SS Ball
NIBS58570661	S-585-70-66 1" Sweat Domestic FP Ball Valve w/Vented SS Ball
NIBS5857066114	S-585-70-66 1-1/4" Sweat Domestic FP Ball Valve w/Vented SS Ball
NIBS5857066112	S-585-70-66 1-1/2" Sweat Domestic FP Ball Valve w/Vented SS Ball
NIBS58570662	S-585-70-66 2" Sweat Domestic FP Ball Valve w/Vented SS Ball
NIBS58570HC12	S-585-70-HC 1/2" Sweat Domestic FP Ball Valve
NIBS58570HC34	S-585-70-HC 3/4" Sweat Domestic FP Ball Valve

Ball Valve Full Port with Stainless Steel Vented Ball - IPS

NIBT585706614	T-585-70-66 1/4" IPS Domestic FP Ball Valve w/Vented SS Ball
NIBT585706638	T-585-70-66 3/8" IPS Domestic FP Ball Valve w/Vented SS Ball
NIBT585706612	T-585-70-66 1/2" IPS Domestic FP Ball Valve w/Vented SS Ball
NIBT585706634	T-585-70-66 3/4" IPS Domestic FP Ball Valve w/Vented SS Ball
NIBT58570661	T-585-70-66 1" IPS Domestic FP Ball Valve w/Vented SS Ball
NIBT5857066114	T-585-70-66 1-1/4" IPS Domestic FP Ball Valve w/Vented SS Ball
NIBT5857066112	T-585-70-66 1-1/2" IPS Domestic FP Ball Valve w/Vented SS Ball
NIBT58570662	T-585-70-66 2" IPS Domestic FP Ball Valve w/Vented SS Ball

NIBCO BALL VALVES FIGURE NUMBER COMPARISONS

Threaded/Solder/Weld End Ball Valves

	NIBCO	Milwaukee	Apollo (Conbraco)	Watts	Jamesbury	Worcester
One-Pc. Bronze	560-BR	—	9A-100	B6100	—	—
Two-Pc. Bronze Conventional Port	580-70	BA100/150	70-100/200	B6000/6001	A11-TT	4811R
Two-Pc. Bronze Full Port	585-70	—	77-100/200	B6080/6081	—	—
Two-Pc. Brass Full Port	FP-600	BA475/485	64-100	FBV(S)-3	—	—
Three-Pc. Bronze Conventional Port	590-Y	—	—	—	—	411T
Three-Pc. Bronze Full Port	595-Y	BA300/350	82-100/200	B6800/6801	—	5911T
One-Pc. Carbon Steel Cast	560-CS	—	92-100	C-7100	33-2200-ML	—
One-Pc. Carbon Steel Bar Stock	570-CS	—	93-100	—	—	5844R
Two-Pc. Carbon Steel	580-CS	20 CS OR	73-100	C-7000	A22MT	4844R
Three-Pc. Carbon Steel ISO Mtg Conventional Port	TM/KM/BM 590-CS	—	83-300/400	C-7450	4A-2200-MT	444T
Three-Pc. Carbon Steel Full Port	595-CS	BA370	83-500/600	C-7480	4B-2200-MT	5944R
Three-Pc. Carbon Steel ISO Mtg Full Port	TM/KM 595-CS	—	83R-100/200	C-7480 02 Y90 C-7481 02 Y90	4B-2236-MT 4D-2236-MT	—
One-Pc. Stainless Steel Cast	560-S6	—	96-100	S-8100	33-3600-ML	—
Two-Pc. Stainless Steel	580-S6	20 SS OR	76-100	S-8000	A36-MT	4866R
Three-Pc. Stainless Steel Conventional Port	590-S6	—	85-100/200	S-8450	4A-3600-MT	466T
Three-Pc. Stainless Steel Full Port	595-S6	BA360	86-100/200	S-8480	4A-3600-MT	5966R
Three-Pc. Stainless Steel ISO Mtg Full Port	TM/KM 595-S6	—	—	S-8480 02 Y90 S-8481 02 Y90	4B-3636-MT 4D-3636-MT	—

Flanged Ball Valves

Uni-Body Flanged Ball Valves

	NIBCO	Apollo	Jamesbury	Kitz	Velan	Watts	Worcester
Class 150 Carbon x Stainless	F-510-CS-R-66/FS	88-140	5150-31-2236MT	K150-SCTAM	—	CF-1500-150-02-T316	5146RT150
Class 300 Carbon x Stainless	F-530-CS-R-66/FS	88-740	5300-31-2236MT	K300-SCTAM	—	CF-1500-300-02-T316	5246RT300
Class 150 Stainless x Stainless	F-510-S6-R-66/FS	87-100	5150-31-3600MT	K150-UTAM	—	SF-2500-150-02	5166RT150
Class 300 Stainless x Stainless	F-530-S6-R-66/FS	87-700	5300-31-3600MT	K300-UTAM	—	SF-2500-150-02	5266RT300

Split-Body Full Port Flanged Ball Valves

Description	NIBCO	Apollo	Jamesbury	Kitz	Velan	Watts
Class 150 Carbon x Stainless	F-515-CS-F-66/FS	88-240	6150-31-2236MT	K-150-SCTBM	F-01402-SSGA	CF-1500-150-02
Class 300 Carbon x Stainless	F-535-CS-F-66/FS	—	6300-31-2236MT-1	K300-SCTBM	F-11402-SSGA	CF-1500-150-02-T316
Class 150 Stainless x Stainless	F-515-S6-F-66/FS	87-200	6150-31-3600MT	K150-UTBM	F-01413-SSGA	SF-2500-150-02
Class 300 Stainless x Stainless	F-535-S6-F-66/FS	—	6300-31-3600MT	K300-UTBM	F-11413-SSGA	SF-2500-150-02

To be used as a guide only. Some variations in detail are possible.





25

NIBCO BRONZE VALVES - LEAD FREE

Product Key

B	BRONZE SEAT
BRZ	BRONZE
CI	CAST IRON
DI	DUCTILE IRON
F	FLANGED
GO	GEAR OPERATOR
HC	HOSE CAP
LF	LEAD FREE
LS	LEVER & SPRING
NRS	NON RISING STEM
RS	RISING STEM
S	SWEAT
T	THREADED
Y OR TFE	TELFON SEAT

Non Rising Stem Gate Valves - Sweat

NIBLFS113LF12	S113-LF 1/2 125# BRZ COP NRS GATE VALVE
NIBLFS113LF34	S113-LF 3/4 125# BRZ COP NRS GATE VALVE
NIBLFS113LF1	S113-LF 1 125# BRZ COP NRS GATE VALVE
NIBLFS113LF114	S113-LF 1-1/4 125# BRZ COP NRS GATE VALVE
NIBLFS113LF112	S113-LF 1-1/2 125# BRZ COP NRS GATE VALVE
NIBLFS113LF2	S113-LF 2 125# BRZ COP NRS GATE VALVE

Non Rising Stem Gate Valves - Threaded

NIBLFT113LF12	T113-LF 1/2 125# BRZ THRD NRS GATE VALVE
NIBLFT113LF34	T113-LF 3/4 125# BRZ THRD NRS GATE VALVE
NIBLFT113LF1	T113-LF 1 125# BRZ THRD NRS GATE VALVE
NIBLFT113LF114	T113-LF 1-1/4 125# BRZ THRD NRS GATE VALVE
NIBLFT113LF112	T113-LF 1-1/2 125# BRZ THRD NRS GATE VALVE
NIBLFT113LF2	T113-LF 2 125# BRZ THRD NRS GATE VALVE

Swing Check Valves - Sweat

NIBS413YLF12	S413Y-LF 1/2 125# BRZ COP CHECK VLV W/TFE DISC
NIBS413YLF34	S413Y-LF 3/4 125# BRZ COP CHECK VLV W/TFE DISC
NIBS413YLF1	S413Y-LF 1 125# BRZ COP CHECK VLV W/TFE DISC
NIBS413YLF114	S413Y-LF 1-1/4 125# BRZ COP CHECK VLV W/TFE DISC
NIBS413YLF112	S413Y-LF 1-1/2 125# BRZ COP CHECK VLV W/TFE DISC
NIBS413YLF2	S413Y-LF 2 125# BRZ COP CHECK VLV W/TFE DISC

Swing Check Valves - Threaded

NIBT413YLF14	T-413-Y-LF 1/4" IPS Domestic Swing Check With Teflon Seat #125
NIBT413YLF38	T-413-Y-LF 3/8" IPS Domestic Swing Check With Teflon Seat #125
NIBT413YLF12	T413Y-LF 1/2 125# BRZ THR CHECK VLV W/TFE DISC
NIBT413YLF34	T413Y-LF 3/4 125# BRZ THR CHECK VLV W/TFE DISC
NIBT413YLF1	T413Y-LF 1 125# BRZ THR CHECK VLV W/TFE DISC
NIBT413YLF114	T413Y-LF 1-1/4 125# BRZ THR CHECK VLV W/TFE DISC
NIBT413YLF112	T413Y-LF 1-1/2 125# BRZ THR CHECK VLV W/TFE DISC
NIBT413YLF2	T413Y-LF 2 125# BRZ THR CHECK VLV W/TFE DISC

Swing Check Valves - Press

NIBPC413YLF12	PC-413-Y-LF 1/2" Press Domestic Swing Check With Teflon Seat #125
NIBPC413YLF34	PC-413-Y-LF 3/4" Press Domestic Swing Check With Teflon Seat #125
NIBPC413YLF1	PC-413-Y-LF 1" Press Domestic Swing Check With Teflon Seat #125
NIBPC413YLF114	PC-413-Y-LF 1-1/4" Press Domestic Swing Check With Teflon Seat #125
NIBPC413YLF112	PC-413-Y-LF 1-1/2" Press Domestic Swing Check With Teflon Seat #125
NIBPC413YLF2	PC-413-Y-LF 2" Press Domestic Swing Check With Teflon Seat #125



Product Key	
B	BRONZE SEAT
BRZ	BRONZE
CI	CAST IRON
DI	DUCTILE IRON
F	FLANGED
GO	GEAR OPERATOR
HC	HOSE CAP
LF	LEAD FREE
LS	LEVER & SPRING
NRS	NON RISING STEM
RS	RISING STEM
S	SWEAT
T	THREADED
Y OR TFE	TELFON SEAT

In-Line Spring Check Valves - Sweat

NIBS480YLF12	S-480-Y-LF 1/2" Sweat Domestic In-Line Spring Check With Teflon Seat
NIBS480YLF34	S-480-Y-LF 3/4" Sweat Domestic In-Line Spring Check With Teflon Seat
NIBS480YLF1	S-480-Y-LF 1" Sweat Domestic In-Line Spring Check With Teflon Seat
NIBS480YLF114	S-480-Y-LF 1-1/4" Sweat Domestic In-Line Spring Check With Teflon Seat
NIBS480YLF112	S-480-Y-LF 1-1/2" Sweat Domestic In-Line Spring Check With Teflon Seat
NIBS480YLF2	S-480-Y-LF 2" Sweat Domestic In-Line Spring Check With Teflon Seat

In-Line Spring Check Valves - Threaded

NIBT480YLF12	T480Y-LF 1/2 125# BRZ THRD SPRING CHECK VALVE
NIBT480YLF34	T480Y-LF 3/4 125# BRZ THRD SPRING CHECK VALVE
NIBT480YLF1	T480Y-LF 1 125# BRZ THRD SPRING CHECK VALVE
NIBT480YLF114	T480Y-LF 1-1/4 125# BRZ THRD SPRING CHECK VALVE
NIBT480YLF112	T480Y-LF 1-1/2 125# BRZ THRD SPRING CHECK VALVE
NIBT480YLF2	T480Y-LF 2 125# BRZ THRD SPRING CHECK VALVE

In-Line Spring Check Valves - Press

NIBPC480YLF12	PC-480-Y-LF 1/2" Press Domestic In-Line Spring Check With Teflon Seat
NIBPC480YLF34	PC-480-Y-LF 3/4" Press Domestic In-Line Spring Check With Teflon Seat
NIBPC480YLF1	PC-480-Y-LF 1" Press Domestic In-Line Spring Check With Teflon Seat
NIBPC480YLF114	PC-480-Y-LF 1-1/4" Press Domestic In-Line Spring Check With Teflon Seat
NIBPC480YLF112	PC-480-Y-LF 1-1/2" Press Domestic In-Line Spring Check With Teflon Seat
NIBPC480YLF2	PC-480-Y-LF 2" Press Domestic In-Line Spring Check With Teflon Seat

Ball Valve Full Port - Sweat

NIBLFS68580DLF12	S68580D-LF 1/2 COP FULL PORT BALL VALVE W/DRN
NIBLFS68580DLF34	S68580D-LF 3/4 COP FULL PORT BALL VALVE W/DRN
NIBLFS68580DLF1	S68580D-LF 1 COP FULL PORT BALL VALVE W/DRN
NIBLFS68580LF12	S68580-LF 1/2 COP FULL PORT BALL VALVE
NIBLFS68580LF34	S68580-LF 3/4 COP FULL PORT BALL VALVE
NIBLFS68580LF1	S68580-LF 1 COP FULL PORT BALL VALVE
NIBLFS68580LF114	S68580-LF 1-1/4 COP FULL PORT BALL VALVE
NIBLFS68580LF112	S68580-LF 1-1/2 COP FULL PORT BALL VALVE
NIBLFS68580LF2	S68580-LF 2 COP FULL PORT BALL VALVE

Ball Valve Full Port - Threaded

NIBLFT68580LF12	T68580-LF 1/2 THRD FULL PORT BALL VALVE
NIBLFT68580LF34	T68580-LF 3/4 THRD FULL PORT BALL VALVE
NIBLFT68580LF1	T68580-LF 1 THRD FULL PORT BALL VALVE
NIBLFT68580LF114	T68580-LF 1-1/4 THRD FULL PORT BALL VALVE
NIBLFT68580LF112	T68580-LF 1-1/2 THRD FULL PORT BALL VALVE
NIBLFT68580LF2	T68580-LF 2 THRD FULL PORT BALL VALVE



25

NIBCO BRONZE VALVES - LEAD FREE

Product Key

B	BRONZE SEAT
BRZ	BRONZE
CI	CAST IRON
DI	DUCTILE IRON
F	FLANGED
GO	GEAR OPERATOR
HC	HOSE CAP
LF	LEAD FREE
LS	LEVER & SPRING
NRS	NON RISING STEM
RS	RISING STEM
S	SWEAT
T	THREADED
Y OR TFE	TELFON SEAT

Ball Valve Full Port Brass - Sweat

NIBLFSFP600ADLF12	SFP600AD-LF 1/2 Cop Full Port Ball Valve w/Drain
NIBLFSFP600ADLF34	SFP600AD-LF 3/4 Cop Full Port Ball Valve w/Drain
NIBSFP600ALF1	SFP600A-LF 1 Cop Full Port Ball Valve
NIBSFP600ALF112	SFP600A-LF 1 1/2 Cop Full Port Ball Valve
NIBSFP600ALF114	SFP600A-LF 1 1/4 Cop Full Port Ball Valve
NIBSFP600ALF12	SFP600A-LF 1/2 Cop Full Port Ball Valve
NIBSFP600ALF2	SFP600A-LF 2 Cop Full Port Ball Valve
NIBSFP600ALF212	SFP600A-LF 2 1/2 Cop Full Port Ball Valve
NIBSFP600ALF3	SFP600A-LF 3 Cop Full Port Ball Valve
NIBSFP600ALF34	SFP600A-LF 3/4 Cop Full Port Ball Valve

Ball Valve Full Port Brass - IPS

NIBTFP600ALF14	TFP-600A-LF 1/4" IPS FP Ball Valve
NIBTFP600ALF38	TFP-600A-LF 3/8" IPS FP Ball Valve
NIBTFP600ALF12	TFP600A-LF 1/2 Thrd Full Port Ball Valve
NIBTFP600ALF34	TFP600A-LF 3/4 Thrd Full Port Ball Valve
NIBTFP600ALF1	TFP600A-LF 1 Thrd Full Port Ball Valve
NIBTFP600ALF114	TFP600A-LF 1 1/4 Thrd Full Port Ball Valve
NIBTFP600ALF112	TFP600A-LF 1 1/2 Thrd Full Port Ball Valve
NIBTFP600ALF2	TFP600A-LF 2 Thrd Full Port Ball Valve
NIBTFP600ALF212	TFP-600A-LF 2-1/2" IPS FP Ball Valve
NIBTFP600ALF3	TFP600A-LF 3 Thrd Full Port Ball Valve
NIBTFP600ALF4	TFP-600A-LF 4" IPS FP Ball Valve

Ball Valve Full Port - IPS

NIBT58580LF14	T-585-80-LF 1/4" IPS Domestic FP Ball Valve
NIBT58580LF38	T-585-80-LF 3/8" IPS Domestic FP Ball Valve
NIBT58580LF12	T-585-80-LF 1/2" IPS Domestic FP Ball Valve
NIBT58580LF34	T-585-80-LF 3/4" IPS Domestic FP Ball Valve
NIBT58580LF1	T-585-80-LF 1" IPS Domestic FP Ball Valve
NIBT58580LF114	T-585-80-LF 1-1/4" IPS Domestic FP Ball Valve
NIBT58580LF112	T-585-80-LF 1-1/2" IPS Domestic FP Ball Valve
NIBT58580LF2	T-585-80-LF 2" IPS Domestic FP Ball Valve
NIBT58580LF212	T-585-80-LF 2-1/2" IPS Domestic FP Ball Valve
NIBT58580LFHC12	T-585-80-LF-HC 1/2" IPS Domestic FP Ball Valve
NIBT58580LFHC34	T-585-80-LF-HC 3/4" IPS Domestic FP Ball Valve



Product Key	
B	BRONZE SEAT
BRZ	BRONZE
CI	CAST IRON
DI	DUCTILE IRON
F	FLANGED
GO	GEAR OPERATOR
HC	HOSE CAP
LF	LEAD FREE
LS	LEVER & SPRING
NRS	NON RISING STEM
RS	RISING STEM
S	SWEAT
T	THREADED
Y OR TFE	TELFON SEAT

Ball Valve Full Port Brass - Press

NIBPCFP600ALF12	PCFP-600A-LF 1/2" Press FP Ball Valve
NIBPCFP600ALF34	PCFP-600A-LF 3/4" Press FP Ball Valve
NIBPCFP600ALF1	PCFP-600A-LF 1" Press FP Ball Valve
NIBPCFP600ALF114	PCFP-600A-LF 1-1/4" Press FP Ball Valve
NIBPCFP600ALF112	PCFP-600A-LF 1-1/2" Press FP Ball Valve
NIBPCFP600ALF2	PCFP-600A-LF 2" Press FP Ball Valve
NIBPCFP600ALFHC12	PC-600A-LF-HC 1/2" Press FP Ball Valve
NIBPCFP600ALFHC34	PC-600A-LF-HC 3/4" Press FP Ball Valve

Ball Valve Full Port - Sweat

NIBS58580LF14	S-585-80-LF 1/4" Sweat Domestic FP Ball Valve
NIBS58580LF38	S-585-80-LF 3/8" Sweat Domestic FP Ball Valve
NIBS58580LF12	S-585-80-LF 1/2" Sweat Domestic FP Ball Valve
NIBS58580LF34	S-585-80-LF 3/4" Sweat Domestic FP Ball Valve
NIBS58580LF1	S-585-80-LF 1" Sweat Domestic FP Ball Valve
NIBS58580LF114	S-585-80-LF 1-1/4" Sweat Domestic FP Ball Valve
NIBS58580LF112	S-585-80-LF 1-1/2" Sweat Domestic FP Ball Valve
NIBS58580LF2	S-585-80-LF 2" Sweat Domestic FP Ball Valve
NIBS58580LF212	S-585-80-LF 2-1/2" Sweat Domestic FP Ball Valve
NIBS58580LFHC12	S-585-80-LF-HC 1/2" Sweat Domestic FP Ball Valve
NIBS58580LFHC34	S-585-80-LF-HC 3/4" Sweat Domestic FP Ball Valve

Ball Valve Full Port - Press

NIBPC58580LF12	PC-585-80-LF 1/2" Press Domestic FP Ball Valve
NIBPC58580LF34	PC-585-80-LF 3/4" Press Domestic FP Ball Valve
NIBPC58580LF1	PC-585-80-LF 1" Press Domestic FP Ball Valve
NIBPC58580LF114	PC-585-80-LF 1-1/4" Press Domestic FP Ball Valve
NIBPC58580LF112	PC-585-80-LF 1-1/2" Press Domestic FP Ball Valve
NIBPC58580LF2	PC-585-80-LF 2" Press Domestic FP Ball Valve
NIBPC58580LFHC12	PC-585-80-LF-HC 1/2" Press Domestic FP Ball Valve
NIBPC58580LFHC34	PC-585-80-LF-HC 3/4" Press Domestic FP Ball Valve

Full Port Ball Valves with SS Vented Ball - Sweat

NIBS58566LF14	S-585-66-LF 1/4" Sweat Domestic FP Ball Valve w/Vented SS Ball
NIBS58566LF38	S-585-66-LF 3/8" Sweat Domestic FP Ball Valve w/Vented SS Ball
NIBS58566LF12	S-585-66-LF 1/2" Sweat Domestic FP Ball Valve w/Vented SS Ball
NIBS58566LF34	S-585-66-LF 3/4" Sweat Domestic FP Ball Valve w/Vented SS Ball
NIBS58566LF1	S-585-66-LF 1" Sweat Domestic FP Ball Valve w/Vented SS Ball
NIBS58566LF114	S-585-66-LF 1-1/4" Sweat Domestic FP Ball Valve w/Vented SS Ball
NIBS58566LF112	S-585-66-LF 1-1/2" Sweat Domestic FP Ball Valve w/Vented SS Ball
NIBS58566LF2	S-585-66-LF 2" Sweat Domestic FP Ball Valve w/Vented SS Ball
NIBS58566LF212	S-585-66-LF 2-1/2" Sweat Domestic FP Ball Valve w/Vented SS Ball



25

NIBCO BRONZE VALVES - LEAD FREE

Product Key

B	BRONZE SEAT
BRZ	BRONZE
CI	CAST IRON
DI	DUCTILE IRON
F	FLANGED
GO	GEAR OPERATOR
HC	HOSE CAP
LF	LEAD FREE
LS	LEVER & SPRING
NRS	NON RISING STEM
RS	RISING STEM
S	SWEAT
T	THREADED
Y OR TFE	TELFON SEAT

Full Port Ball Valves with SS Vented Ball - Threaded

NIBT58566LF14	T-585-66-LF 1/4" IPS Domestic FP Ball Valve w/Vented SS Ball
NIBT58566LF38	T-585-66-LF 3/8" IPS Domestic FP Ball Valve w/Vented SS Ball
NIBT58566LF12	T-585-66-LF 1/2" IPS Domestic FP Ball Valve w/Vented SS Ball
NIBT58566LF34	T-585-66-LF 3/4" IPS Domestic FP Ball Valve w/Vented SS Ball
NIBT58566LF1	T-585-66-LF 1" IPS Domestic FP Ball Valve w/Vented SS Ball
NIBT58566LF114	T-585-66-LF 1-1/4" IPS Domestic FP Ball Valve w/Vented SS Ball
NIBT58566LF112	T-585-66-LF 1-1/2" IPS Domestic FP Ball Valve w/Vented SS Ball
NIBT58566LF2	T-585-66-LF 2" IPS Domestic FP Ball Valve w/Vented SS Ball
NIBT58566LF212	T-585-66-LF 2-1/2" IPS Domestic FP Ball Valve w/Vented SS Ball

Full Port Ball Valves with SS Vented Ball - Press

NIBPC58566LF12	PC-585-66-LF 1/2" Press Domestic FP Ball Valve w/Vented SS Ball
NIBPC58566LF34	PC-585-66-LF 3/4" Press Domestic FP Ball Valve w/Vented SS Ball
NIBPC58566LF1	PC-585-66-LF 1" Press Domestic FP Ball Valve w/Vented SS Ball
NIBPC58566LF114	PC-585-66-LF 1-1/4" Press Domestic FP Ball Valve w/Vented SS Ball
NIBPC58566LF112	PC-585-66-LF 1-1/2" Press Domestic FP Ball Valve w/Vented SS Ball
NIBPC58566LF2	PC-585-66-LF 2" Press Domestic FP Ball Valve w/Vented SS Ball



NIBCO - LEAD FREE VALVE FIGURE COMPARISON

COMMERCIAL VALVES		NIBCO	Milwaukee	Apollo (Conbraco)	Watts
Bronze Ball	Two-Pc. Bronze Full Port	S/T-585-LF	UPBA400/450	77CLF-100/200	LFB6080/6081
	Two-Pc. Bronze Conventional Port	S/T-580-LF	UPBA100/150	70LF-100/200	LFB6000/6001
	Three-Pc. Bronze Full Port	S/T-595-Y-LF	UPBA300/350	82LF-100/200	—
Bronze Gate and Check	Rising Stem Gate	S/T-111-LF	UP149/148	101S-LF/101T-LF	—
	Non-Rising Stem Gate	S/T-113-LF	UP105/115	102S-LF/102T-LF	LFGVS/LFGV
	Swing Check	S/T-413Y-LF	UP1509/509	163S-LF/163T-LF	LFCVS/LFCV
	Inline Check	S/T-480Y-LF	UP1548T/548T	61-LF	LF601S/60
Iron Gate and Check	OS&Y Gate	F637-33	—	—	—
	OS&Y Gate RW	F607RW	—	—	—
	Non-Rising Stem Gate RW	F619RW	—	—	—
	Swing Check	F938-33	—	—	—
	Center Guided Check Flanged	F910/960 LF	—	—	—
	Center Guided Check Wafer	W910/960 LF	—	—	—
	Twin Disc Wafer	W920W-LF	—	—	—
Butterfly	Twin Disc Grooved	G-920-W-LF	—	—	—
	Ductile Iron Single Flange Wafer	WD2000	—	—	DBF-04
	Ductile Iron Single Flange Lug	LD2000	ML133E/233E/333E	—	DBF-03
Ductile Iron Single Flange Grooved	GD4765N	—	—	—	

PLUMBING VALVES		NIBCO	Milwaukee	Apollo (Conbraco)	Watts
Brass / Bronze Ball	Two-Pc. Brass / Bronze Full Port	S/T-685-LF	UPBA475B/485B	77FLF-100/200	LFFBV-3C
	Two-Pc. Brass Full Port	FP-600A-LF	UPBA475B/485B	94ALF	LFFBV-3C

		NIBCO	BrassCraft	Legend	Watts
1/4-Turn Supply Stops	Straight Sweat x Compression	7120-LF	KTR14X C	T594 NL	—
	Angle Sweat x Compression	7125-LF	KTR*9X C	T595 NL	—
	Dual Outlet Sweat x Comp x Comp	7125DX-LF	—	T597 NL	—
	Straight Comp x Comp	7140-LF	KTCR*4X C	T596 NL	—
	Straight Female Comp x Comp	7140F-LF	KTCR11FX C	T596 NL	LFBV894013
	Angle Comp x Comp	7145-LF	KTCR*9X C	T595 NL	LFBV894**3
	Angle Female Comp x Comp	7145F-LF	—	T595 NL	—
	Dual Outlet Comp x Comp x Comp	7145DX-LF	—	T597 NL	LFBV389403
	Straight FIP x Comp	7150-LF	KTR1*X C	T596 NL FIP	LFBV890013
	Angle FIP x Comp	7155-LF	KTR**X C	T595 FIP	LFBV890*03
	Dual Outlet FIP x Comp x Comp	7155DX-LF	—	T597 NL FIP	LFBV389003
	Straight PEX x Comp	7160-LF	KTBRPX14X C	T596 NL	—
	Straight PEX x MIP	7160M-LF	—	—	—
	Straight PEX x PEX	7160PEX-LF	KTBRPX44X C	T596 NL	—
	Angle PEX x Comp	7165-LF	KTBRPX19X C	T595 NL	—
	Angle PEX x PEX	7165PEX-LF	—	—	—
	Straight CPVC x Comp	7170-LF	KTPR14X C	T596 NL	—
	Angle CPVC x Comp	7175-LF	KTPR19X C	T595 NL	—

*Weighted average lead content ≤ 0.25%



26

FORGED STEEL VALVES

Code	Description
38FSSWGAV	3/8" Forged Steel Socket Weld A105 Gate Valve
12FSSWGAV	1/2" Forged Steel Socket Weld A105 Gate Valve
34FSSWGAV	3/4" Forged Steel Socket Weld A105 Gate Valve
1FSSWGAV	1" Forged Steel Socket Weld A105 Gate Valve
112FSSWGAV	1-1/2" Forged Steel Socket Weld A105 Gate Valve
2FSSWGAV	2" Forged Steel Socket Weld A105 Gate Valve
14FSIPSGAV	1/4" Forged Steel IPS A105 Gate Valve
38FSIPSGAV	3/8" Forged Steel IPS A105 Gate Valve
12FSIPSGAV	1/2" Forged Steel IPS A105 Gate Valve
34FSIPSGAV	3/4" Forged Steel IPS A105 Gate Valve
1FSIPSGAV	1" Forged Steel IPS A105 Gate Valve
114FSIPSGAV	1-1/4" Forged Steel IPS A105 Gate Valve
112FSIPSGAV	1-1/2" Forged Steel IPS A105 Gate Valve
2FSIPSGAV	2" Forged Steel IPS A105 Gate Valve
12FSSWGLV	1/2" Forged Steel Socket Weld A105 Globe Valve
34FSSWGLV	3/4" Forged Steel Socket Weld A105 Globe Valve
1FSSWGLV	1" Forged Steel Socket Weld A105 Globe Valve
2FSSWGLV	2" Forged Steel Socket Weld A105 Globe Valve
12FSIPSGLV	1/2" Forged Steel IPS A105 Globe Valve
34FSIPSGLV	3/4" Forged Steel IPS A105 Globe Valve
1FSIPSGLV	1" Forged Steel IPS A105 Globe Valve
112FSIPSGLV	1-1/2" Forged Steel IPS A105 Globe Valve
2FSIPSGLV	2" Forged Steel IPS A105 Globe Valve
12FSSWCV	1/2" Forged Steel Socket Weld A105 Check Valve
114FSSWCV	1-1/4" Forged Steel Socket Weld A105 Check Valve
112FSSWCV	1-1/2" Forged Steel Socket Weld A105 Check Valve
2FSSWCV	2" Forged Steel Socket Weld A105 Check Valve
12FSIPSCV	1/2" Forged Steel IPS A105 Check Valve
1FSIPSCV	1" Forged Steel IPS A105 Check Valve
112FSIPSCV	1-1/2" Forged Steel IPS A105 Check Valve



150# Cast Steel Handwheel Gate Valve

WAL5202FUTWCB2	Gate 2" 150# WCB/HHF FLG Walworth 5202F-UT-WCB
WAL5202FUTWCB212	Gate 2.5" 150# WCB/HHF FLG Walworth 5202F-UT-WCB
WAL5202FUTWCB3	Gate 3" 150# WCB/HHF FLG Walworth 5202F-UT-WCB
WAL5202FUTWCB4	Gate 4" 150# WCB/HHF FLG Walworth 5202F-UT-WCB
WAL5202FUTWCB5	Gate 5" 150# WCB/HHF FLG Walworth 5202F-UT-WCB
WAL5202FUTWCB6	Gate 6" 150# WCB/HHF FLG Walworth 5202F-UT-WCB
WAL5202FUTWCB8	Gate 8" 150# WCB/HHF FLG Walworth 5202F-UT-WCB
WAL5202FUTWCB10	Gate 10" 150# WCB/HHF FLG Walworth 5202F-UT-WCB
WAL5202FUTWCB12	Gate 12" 150# WCB/HHF FLG Walworth 5202F-UT-WCB

300# Cast Steel Handwheel Gate Valve

WAL5206FUTWCB2	Gate 2" 300# WCB/HHF FLG Walworth 5206F-UT-WCB
WAL5206FUTWCB212	Gate 2.5" 300# WCB/HHF FLG Walworth 5206F-UT-WCB
WAL5206FUTWCB3	Gate 3" 300# WCB/HHF FLG Walworth 5206F-UT-WCB
WAL5206FUTWCB4	Gate 4" 300# WCB/HHF FLG Walworth 5206F-UT-WCB
WAL5206FUTWCB5	Gate 5" 300# WCB/HHF FLG Walworth 5206F-UT-WCB
WAL5206FUTWCB6	Gate 6" 300# WCB/HHF FLG Walworth 5206F-UT-WCB
WAL5206FUTWCB8	Gate 8" 300# WCB/HHF FLG Walworth 5206F-UT-WCB
WAL5206FUTWCB10	Gate 10" 300# WCB/HHF FLG Walworth 5206F-UT-WCB
WAL5206FUTWCB12	Gate 12" 300# WCB/HHF FLG Walworth 5206F-UT-WCB

Cross Reference	150# Cast Steel	300# Cast Steel
Walworth	5202F	5206F
Crane	47XUF	33
Powell	1503F	3003F3
Milwaukee	1550CB2	3050CB2
Velan	F-0-06-4C-0	F-1-06-4C-0
Stockham	15-OF	30-OF
Lunkenhiemer	1512	3012



28

APOLLO VALVES

70 Series Leaded - IPS

APO7010101	7010101 1/4" IPS BZ BALL VLV
APO7010201	7010201 3/8" IPS BZ BALL VLV
APO7010301	7010301 1/2" IPS BZ BALL VLV
APO7010307	7010307 1/2" IPS T-HDL BZ BAL
APO70103HC	70103HC 1/2" IPS HOSE THRD C&C (78-103-01)
APO7010401	7010401 3/4" IPS BZ BALL VLV
APO7010407	7010407 3/4" IPS T-HDL BZ BAL
APO70104HC	70104HC 3/4" IPS HOSE THRD C&C (78-104-01)
APO7010501	7010501 1" IPS BZ BALL VLV
APO7010507	7010507 1" IPS T-HDL BZ BALL
APO7010601	7010601 1-1/4" IPS BZ BALL VL
APO7010607	7010607 1-1/4" IPS T-HDL BALL
APO7010701	7010701 1-1/2" IPS BZ VL LL VL
APO7010801	7010801 2" IPS BZ BALL VLV
APO7010807	7010807 2" IPS T-HDL BZ BALL
APO7014301	7014301 1/2" IPS BZ BV W/SS-T
APO7014401	7014401 3/4" IPS BZ BV W/SS-T

70 Series Leaded - Sweat

APO7020301	7020301 1/2" COP BZ BALL VLV
APO70203HC	70203HC 1/2" COP HOSE THRD C&C (78-203-01)
APO7020401	7020401 3/4" COP BZ BALL VLV
APO70204HC	70204HC 3/4" COP HOSE THRD C&C (78-204-01)
APO7020501	7020501 1" COP BZ BALL VLV
APO7020601	7020601 1-1/4" COP BZ BALL VL
APO7020701	7020701 1-1/2" COP BZ BALL VL
APO7020801	7020801 2" COP BZ BALL VLV
APO7024401	7024401 3/4" COP BZ BV W/SS-T
APO7024601	7024601 1-1/4" COP BZ W/SS-T
APO7060301	7060301 1/2" IPS 3 WAY B/V
APO7060501	7060501 1" IPS 3-WAY BALL VLV
APO7060801	7060801 2" 3WAY APOLLO B.V.

WYE Strainers

AX59LF00401PR	3/4" LF COPPER PRESS WYE STRAINER
AX59LF00501PR	1" LF COPPER PRESS WYE STRAINER
AX59LF00601PR	1-1/4" LF COPPER PRESS WYE STRAINER
AX59LF00701PR	1-1/2" LF COPPER PRESS WYE STRAINER
AX59LF00801PR	2" LF COPPER PRESS WYE STRAINER
AX5900801PR	2" COPPER PRESS WYE STRAINER

#64 Latch Locks

APOW648200	W648200 1/4-1/2 SS LATCH LOCK LVR
APOW648300	W648300 3/4-1 SS LATCH LOCK LVR
APOW648400	W648400 1-1/4-2 SS LATCH LOCK LVR



70 Series Lead Free

APOLF70LF10101	70LF10101 1/4" LF IPS BZ BALL VLV
APOLF70LF10301	70LF10301 1/2" LF IPS BZ BALL VLV
APOLF70LF103HC	70LF103HC 1/2" LF IPS BZ BALL VLV HOSE THRD C&C
APOLF70LF10401	70LF10401 3/4" LF IPS BZ BALL VLV
APOLF70LF104HC	70LF104HC 3/4" LF IPS BZ BALL VLV HOSE THRD C&C
APOLF70LF10501	70LF10501 1" LF IPS BZ BALL VLV
APOLF70LF10601	70LF10601 1-1/4" LF IPS BZ BALL VLV
APOLF70LF10701	70LF10701 1-1/2" LF IPS BZ BALL VLV
APOLF70LF10801	70LF10801 2" LFIPS BZ BALL VLV
APOLF70LF20301	70LF20301 1/2" LF COP BZ BALL VLV
APOLF70LF203HC	70LF203HC 1/2" LF COP BZ BALL VLV HOSE THRD C&C
APOLF70LF20401	70LF20401 3/4" LF COP BZ BALL VLV
APOLF70LF204HC	70LF204HC 3/4" LF COP BZ BALL VLV HOSE THRD C&C
APOLF70LF20501	70LF20501 1" LF COP BZ BALL VLV
APOLF70LF20601	70LF20601 1-1/4" LF COP BZ BALL VLV
APOLF70LF20701	70LF20701 1-1/2" LF COP BZ BALL VLV
APOLF70LF20801	70LF20801 2" LF COP BZ BALL VLV
APOLF70LF20901	70LF20901 2-1/2" LF COP BZ BALL VLV
APOLF70LF20A01	70LF20A01 4" LF COP BZ BALL VLV
APOLF70LF24301	70LF24301 1/2" LF COP BZ BALL VLV W/316SS B&S
APOLF70LF24401	70LF24401 3/4" LF COP BZ BALL VLV W/316SS B&S
APOLF70LF24501	70LF24501 1" LF COP BZ BALL VLV W/316SS B&S
APOLF70LF24601	70LF24601 1-1/4" LF COP BZ BALL VLV W/316SS B&S
APOLF70LF24701	70LF24701 1-1/2" LF COP BZ BALL VLV W/316SS B&S
APOLF70LF24801	70LF24801 2" LF COP BZ BALL VLV W/316SS B&S
APOLF70LF24A01	70LF24A01 4" LF COP BZ BALL VLV W/316SS B&S

77 Series - Leaded

APO7710501	7710501 1" IPS BALL L VALVE
APO7710701	7710701 1-1/2" IPS BALL VALVE
APO7710801	7710801 2" IPS F/P BALL VALVE
APO7714401	7714401 3/4" IPS BZ BV W/ SS-T
APO7714501	7714501 1" IPS BZ BV W/SS-T
APO7714601	7714601 1-1/4"IPS BZ BV SS-T
APO7720401	7720401 3/4" COP BALL VALVE
APO7720801	7720801 2" COP BALL VALVE

Press Swing Check Valves

AX61Y204T1PR	3/4" COPPER PRESS SWING CHECK
AX61YLF204T1PR	3/4" LF COPPER PRESS SWING CHECK
AX61YLF205T1PR	1" LF COPPER PRESS SWING CHECK
AX61YLF207T1PR	1-1/2" LF COPPER PRESS SWING CHECK
AX61YLF208T1PR	2" LF COPPER PRESS SWING CHECK



28

APOLLO VALVES

77 Series - Lead Free

APOLF77CLF10101A	77CLF10101A 1/4" LF IPS F/P Ball Valve
APOLF77CLF10301A	77CLF10301A 1/2" LF IPS F/P Ball Valve
APOLF77CLF20301A	77CLF20301A 1/2" LF Copper F/P Ball Valve
APOLF77CLF24301A	77CLF24301A 1/2" LF Brz F/P Ball Valve B&S
APOLF77CLF20401A	77CLF20401A 3/4" LF Copper F/P Ball Valve
APOLF77CLF24401A	77CLF24401A 3/4" LF Brz F/P Ball Valve B&S
APOLF77CLF20501A	77CLF20501A 1" LF Copper F/P Ball Valve
APOLF77CLF24501A	77CLF24501A 1" LF Brz F/P Ball Valve B&S
APOLF77CLF10601A	77CLF10601A 1-1/4" LF IPS F/P Ball Valve
APOLF77CLF20601A	77CLF20601A 1-1/4" LF Copper F/P Ball Valve
APOLF77CLF24601A	77CLF24601A 1-1/4" LF Brz F/P Ball Valve B&S
APOLF77CLF10701A	77CLF10701A 1-1/2" LF IPS F/P Ball Valve
APOLF77CLF20701A	77CLF20701A 1-1/2" LF Copper F/P Ball Valve
APOLF77CLF24701A	77CLF24701A 1-1/2" LF Brz F/P Ball Valve B&S
APOLF77CLF10801A	77CLF10801A 2" LF IPS F/P Ball Valve
APOLF77CLF20801A	77CLF20801A 2" LF Copper F/P Ball Valve
APOLF77CLF24801A	77CLF24801A 2" LF Brz F/P Ball Valve B&S
APOLF77CLF20901A	77CLF20901A 2-1/2" LF Copper F/P Ball Valve

Press Ball Valves

AX77V10301	1/2" COPPER PRESS BALL VALVE
AX77V10401	3/4" COPPER PRESS BALL VALVE
AX77V10501	1" COPPER PRESS BALL VALVE
AX77V10601	1-1/4" COPPER PRESS BALL VALVE
AX77V10701	1-1/2" COPPER PRESS BALL VALVE
AX77V10801	2" COPPER PRESS BALL VALVE
AX77V14001	3" COPPER XL-C PRESS BALL VALVE
AX77V14901	2-1/2" COPPER XL-C PRESS BALL VALVE
AX77VLF10301	1/2" LF COPPER PRESS BALL VALVE
AX77VLF10401	3/4" LF COPPER PRESS BALL VALVE
AX77VLF10501	1" LF COPPER PRESS BALL VALVE
AX77VLF10601	1-1/4" LF COPPER PRESS BALL VALVE
AX77VLF10701	1-1/2" LF COPPER PRESS BALL VALVE
AX77VLF10801	2" LF COPPER PRESS BALL VALVE
AX77VLF14001	3" LF COPPER XL-C PRESS BALL VALVE
AX77VLF14901	2-1/2" LF COPPER XL-C PRESS BALL VALVE
AX77VLF14A01	4" LF COPPER XL-C PRESS BALL VALVE W/SS BALL&STE
AX77W103HCA	1/2" COPPER PRESS C&C BALL VALVE
AX77W104HCA	3/4" COPPER PRESS C&C BALL VALVE
AX77WLF103HCA	1/2" LF COPPER PRESS HOSE C&C BALL VALVE
AX77WLF104HCA	3/4" LF COPPER PRESS HOSE C&C BALL VALVE



Press In-Line Check Valves

AX6110401PR	3/4" COPPER PRESS IN-LINE CHECK VALVE
AX61LF10301PR	1/2" LF COPPER PRESS IN-LINE CHECK VALVE
AX61LF10401PR	3/4" LF COPPER PRESS IN-LINE CHECK VALVE
AX61LF10801PR	2" LF COPPER PRESS IN-LINE CHECK VALVE

Import IPS Ball Valves

APO94A10401	94A10401 3/4" THREADED B/V
APO94A10501	94A10501 1" THREADED B/V B/V
APO94A10801	94A10801 2" THREADED B/V B/V
APO94A20301	94A20301 1/2" SWEAT B/V B/V
APO94A20801	94A20801 2" SWEAT B/V

Stop and Waste Ball Valves

APO95ALF20301	95ALF20301 1/2" LF CXC S&W
APO95ALF20401	95ALF20401 3/4" CXC S&W S&W

Carbon Steel IPS Ball Valves

APO73A10101	73A10101A 1/4" IPS CS BALL VLV
APO73A10301	73A10301A 1/2" IPS CS BALL VLV
APO73A10401	73A10401A 3/4" IPS CS BALL VLV
APO73A10501	73A10501A 1" IPS CS BALL VALVE
APO73A10701	73A10701 1-1/2" IPS CS BLL VL
APO73A10801	73A10801 2" IPS CS BALL VALVE

Gas Ball Valves

APO8010401	8010401 3/4" IPS GAS B/V B/V
APO8010407	8010407 3/4" IPS "UL" T-HDL
APO8010507	1" 8010507 IPS "UL" T-HANDLE
APO8010607	8010607 1-1/4" IPS "UL" T-HDL
APO8010707	8010707 1-1/2" IPS "UL" T-HDL
APO8010807	8010807 2" IPS "UL" T-HANDLE
APO8010907	8010907 2-1/2" IPS "UL" T-HANDLE
APO8220701	8220701 1-1/2" C 3PC BALL VLV

Ball-Cone Check valves

CON6110201	3/8" Ball-Cone Check Valve
CON6110301	1/2" Ball-Cone Check Valve
CON6110401	3/4" Ball-Cone Check Valve

Stem Extension Kits

APO7844301	7844301 2-1/4 EXT STEM KIT
APO7844401	7844401 2-1/4 EXT KIT F/11/4
APO7844601	7844601 2-1/4 EXTNS KIT F/2
APO7846901	7846901 2-1/4 EXT STEM KIT



29

TRETRICE GAUGES AND THERMOMETERS

Code	Description
TRE620B4502LA30	4-1/2" Contractor Gauge 30 PSI 1/4" LCM SS
TRE620B4502LA60	4-1/2" Contractor Gauge 60 PSI 1/4" LCM SS
TRE620B4502LA100	4-1/2" Contractor Gauge 100 PSI 1/4" LCM SS
TRE620B4502LA160	4-1/2" Contractor Gauge 160 PSI 1/4" LCM SS
TRE620B4502LA200	4-1/2" Contractor Gauge 200 PSI 1/4" LCM SS
TREBX9140307	9" Adj Angle Thermometer 30-240 Deg F
TREBX9140304	9" Adj Angle Thermometer 0-160 Deg F
TREBX9140302	9" Adj Angle Thermometer 0-100 Deg F
TRE600CB4502LA30	4-1/2" Contractor Gauge 30 PSI 1/4" LCM CA
TRE600CB4502LA60	4-1/2" Contractor Gauge 60 PSI 1/4" LCM CA
TRE600CB4502LA100	4-1/2" Contractor Gauge 100 PSI 1/4" LCM CA
TRE600CB4502LA160	4-1/2" Contractor Gauge 160 PSI 1/4" LCM CA
TRE600CB4502LA200	4-1/2" Contractor Gauge 200 PSI 1/4" LCM CA
TRE34F2PBF	3/4" NPT 3-1/2" Stem Thermowell LF Brass
TRE34F2	3/4" NPT 3-1/2" Stem Thermowell Brass
TRE8722	1/4" NPT Brass 1000 PSIG Pressure Snubber
TRESX9140305	SX9 Solar Therm Light-Powered Digital Thermometer



Known for their accuracy, reliability and durability, Tretrice products are a must have for in-field readings.



Scan the QR Code to learn more!





GAUGE CROSS REFERENCE

Contractor Gauges 600CB cast aluminum case / 620B stainless steel case (Dry)

	Trerice	Weksler	Weiss	Wika	Ashcroft
Model	600CB 620B	EA14 (620B)	4CTA 4CTS	111.25 (620B)	2071 (Flanged 600C) Ashcroft Supplies EA14's from Weksler for 620B Application
Sizes	3-1/2" (600 CB only) 4-1/2"	4-1/2"	4-1/2"	4-1/2"	4-1/2"
Wetted Parts	Bronze Tube/ Brass Socket	Bronze Tube/Brass Socket	Bronze / Brass	Copper Alloy	Bronze
Movement	Brass	Phosphor Bronze	Brass	Brass	Spring Suspended w/Polyester
Connection	1/4" NPT	1/4" NPT	1/4" NPT	1/4" NPT	1/4" NPT
Case	600CB - Cast Aluminum 620B - 304 SS	Stainless Steel	Aluminum Drawn SS	304 SS	Aluminum
Window	600CB - Clear Glass 620B - Acrylic	Plastic Lens	Glass 4CTA Lexan 4CTS	Snap-in Acrylic	Glass
Accuracy	±1.0% Full Scale	± 1.0% FS	± 1.0% FS	±1.0% FS	± 2/1/2% - 2071



30 FLEX-HOSE

Code	Description
FLX2X9SMP	2" X 9" Pumpsaver Hose W/ Flanged Ends
FLX212X9SMP	2-1/2" X 9" Pumpsaver Hose W/ Flanged Ends
FLX3X9SMP	3" X 9" Pumpsaver Hose W/ Flanged Ends
FLX4X9SMP	4" X 9" Pumpsaver Hose W/ Flanged Ends
FLX5X11SMP	5" X 11" Pumpsaver Hose W/ Flanged Ends
FLX6X11SMP	6" X 11" Pumpsaver Hose W/ Flanged Ends



Code	Description
HOM212612	2-1/2" 200# CI Flanged Plug Valve
HOM3612	3" 200# CI Flanged Plug Valve
HOM4612	4" 200# CI Flanged Plug Valve
HOM6612	6" 200# CI Flanged Plug Valve



SS Socket Weld and IPS Swivel		Sarco #
SPX66178	CONNECTOR, 1/2 NPT SS SWIVEL	66178
SPX66180	CONNECTOR, 3/4 NPT SS SWIVEL	66180
SPX74313	CONNECTOR, 1 NPT SS SWIVEL	74313
SPX66188	CONNECTOR, 1/2 SW SS SWIVEL	66188
SPX66190	CONNECTOR, 3/4 SW SS SWIVEL	66190
SPX74314	CONNECTOR, 1 SW SS SWIVEL	74314

SS Strainer Connection		Sarco #
SPX67974	1/2 NPT SS STRAINER CONNECTOR	67974
SPX67976	1/2 SW SS STRAINER CONNECTOR	67976
SPX67982	3/4 NPT SS STRAINER CONNECTOR	67982
SPX67984	3/4 SW SS STRAINER CONNECTOR	67984
SPX67990	1 NPT SS STRAINER CONNECTOR	67990
SPX67992	1 SW SS STRAINER CONNECTOR	67992

IT Strainer Connection		Sarco #
SPX60310	1/2" IT STRAINER	60310
SPX60311	3/4" IT STRAINER	60311
SPX60312	1" IT STRAINER	60312

Pipeline Connectors		Sarco #
SPX1286595	1/2 SW PC4000, R - L	128595
SPX1286596	1/2 SW PC4000, L - R	128596
SPX1286592	1/2 NPT PC4000, R - L	128592
SPX1286593	1/2 NPT PC4000, L - R	128593
SPX1286695	3/4 SW PC4000, R - L	128695
SPX1286696	3/4 SW PC4000, L - R	128696
SPX1286692	3/4 NPT PC4000, R - L	128692
SPX1286693	3/4 NPT PC4000, L - R	128693

Cast Iron Main Valve		Sarco #
SPXCI2512	1/2 NPT CI 25 MAIN VALVE	55222
SPXCI2534	3/4 NPT CI 25 MAIN VALVE	55223
SPXCI251	1 NPT CI 25 MAIN VALVE	55224
SPXCI25114	1-1/4 NPT CI 25 MAIN VALVE	55225
SPXCI25112	1-1/2 NPT CI 25 MAIN VALVE	55226
SPXCI252	2 NPT CI 25 MAIN VALVE	55227

Carbon Steel Main Valve		Sarco #
SPXCS2512	1/2 NPT CS 25 MAIN VALVE	61463
SPXCS2534	3/4 NPT 25 CS MAIN VALVE	61464
SPXCS251	1 NPT CS 25 MAIN VALVE	61465
SPXCS25114	1-1/4 NPT CS 25 MAIN VALVE	61466
SPXCS25112	1-1/2 NPT CS 25 MAIN VALVE	61467
SPXCS252	2 NPT CS 25 MAIN VALVE	61468

Cast Iron Pilot Assembly		Sarco #
SPX54819	ASSEMBLY, 25P CI PRESS PILOT 3-30	54819
SPX59607	25P CI PRESS PILOT (BLUE) 20-100	59607
SPX59608	25P CI PRESS PILOT (RED) 80-250	59608
SPX61488	25P CS PRESS PILOT (YEL) 3-30	61488
SPX61489	25P CS PRESS PILOT (BLUE) 20-100	61489
SPX61490	25P CS PRESS PILOT (RED) 80-250	61490

Automatic Pump Trap		Sarco #
SPXAPT1045	APT10-4.5	6120190
SPXAPT14	APT14	6120362
SPXAPT14HC	APT14HC	6120461
SPX6120187	APT10-4.5 COVER MECH KIT	6120187
SPX6120287	APT14 COVER MECH KIT	6120287
SPX6120483	APT14HC COVER MECH KIT	6120483

Thermo Dynamic Traps		Sarco #
SPXTD5212	1/2 TD52 TRAP	54530C
SPXTD5234	3/4 TD52 TRAP	54531C
SPXTD521	1 TD52 TRAP	54532C
SPXUTD52L	UTD52L TRAP	66173C
SPXUTD52H	UTD52H TRAP	68568C

Horizontal Bucket Trap		Sarco #
SPXB1H1512	1/2" B1H-15	64147
SPXB1H1534	3/4" B1H-15	64159
SPXB1H7512	1/2" B1H-75	64149
SPXB1H7534	3/4" B1H-75	64161

Float & Thermostatic		Sarco #
SPXUFT3245	UFT32-4.5 UNIVERSAL F&T TRAP	1465300
SPXUFT3210	UFT32-10 UNIVERSAL F&T TRAP	1465400

Radiator Trap		Sarco #
SPXRTA12534	3/4 RTA-125	70565



Vac Breaker		Sarco #
SPXVB1412	1/2 NPT VB14 VACUUM BREAKER	190190
SPXVB2112	1/2 NPT VB21 VACUUM BREAKER	190192

Strainer Connection w/blow down		Sarco #
SPX67978	1/2 NPT SS STR CONN W/BLOWDOWN	67978
SPX67980	1/2 SW SS STR CONN W/BLOWDOWN	67980
SPX67986	3/4 NPT SS STRAINER CONN/BD	67986
SPX67988	3/4 SW SS STRAINER CONNECTOR	67988
SPX67994	1 NPT SS STR CONN W/BLOWDOWN	67994
SPX67996	1 SW SS STR CONN W/BLOWDOWN	67996

Float & Thermostatic Trap		Sarco #
SPXFT1534	3/4 FT-15 TRAP	50926
SPXFT151	1 FT-15 TRAP	50927
SPXFT15114	1 1/4" FT-15	51313
SPXFT15112	1 1/2" FT-15	57059
SPXFT152	2" FT-15	57063
SPXFT3034	3/4 FT-30 TRAP	50928
SPXFT301	1 FT-30 TRAP	50929
SPXFT7534	3/4 FT-75 TRAP	50930
SPXFT751	1 FT-75 TRAP	50931
SPXFTI1534	3/4 NPT FTI-15 TRAP	66669
SPXFTI151	1 NPT FTI-15 TRAP	66674
SPXFTI3034	3/4 NPT FTI-30 TRAP	66670
SPXFTI301	1 NPT FTI-30 TRAP	66675
SPXFTI7534	3/4 NPT FTI-75 TRAP	66671
SPXFTI751	1 NPT FTI-75 TRAP	66676
SPXFTB202	2 FTB-20 TRAP	58476
SPXFTB302	2 FTB-30 TRAP	59228

Pressure Power Pump PTC /PPEC		Sarco #
SPX728613	2x2 PTC	72861.3
SPX728623	3x2 PTC	72862.3
SPXPPEC1	1 PPEC	70611
SPXPPEC112	1-1/2 PPEC	70612
SPX729623	PTC COVER MECH KIT	72962.3
SPX66160	PPEC COVER MECH KIT	66160

Check Valves		Sarco #
SPXLCV112	1/2" LCV1 CHECK VALVE	293190
SPXLCV134	3/4" LCV1 CHECK VALVE	293290
SPXLCV11	1" LCV1 CHECK VALVE	293393

Air Elimination	
SPXVS20634	3/4" VS-206 AIR VENT
SPX13WS34	3/4" 13WS AIR ELIMINATOR

Mechanical Pump Seal	
SPXGGB2	SPIRAX/SKIDMORE MECH PUMP SEAL KIT



33

WATTS PVF SPECIALTIES

Epoxy Coated OS&Y

WAT408OSYRW6	6" Flngd LF Wedge Gate Valve
WAT408OSYRW4	4" Flngd LF Wedge Gate Valve
WAT408OSYRW3	3" Flngd LF Wedge Gate Valve

Bronze & Brass Wye Strainers

WATLFS777SI34	3/4" Swt LF Brs Wye Strn W/Cap & Screen
WATLF777SI34	3/4" IPS LF Brs Wye Strainer W/Cap & Screen
WATLF777SI3	3" IPS LF Brs Wye Strainer W/Cap & Screen
WATLF777SI212	2-1/2" IPS LF Brs Wye Strainer W/Cap & Screen
WATLFS777SI2	2" Swt LF Brs Wye Strainer W/Cap & Screen
WATLF777SI2	2" Brs IPS LF Brs Wye Strainer W/Cap & Screen
WATLFS777SI114	1-1/4" Swt LF Brs Wye Strainer W/Cap & Screen
WATLF777SI114	1-1/4" IPS LF Brs Wye Strainer W/Cap & Screen
WATLFS777SI112	1-1/2" Swt LF Brs Wye Strainer W/Cap & Screen
WATLF777SI112	1-1/2" IPS LF Brs Wye Strainer W/Cap & Screen
WATLFS777SI12	1/2" Swt LF Brs Wye Strainer W/Cap & Screen
WATLF777SI12	1/2" IPS LF Brs Wye Strainer W/Cap & Screen
WATLFS777SI1	1" Swt LF Brs Wye Strainer W/Cap & Screen
WATLF777SI1	1" IPS LF Brs Wye Strainer W/Cap & Screen

Flanged Wye Strainers

WAT77FDI1258	8" C/I Flngd Wye Strainer W/Cap
WAT77FDI1256	6" C/I Flngd Wye Strainer W/Cap
WAT77FDIFDA1256	6" C/I FDA Flngd Wye Strainer
WAT77FDI1255	5" C/I Flngd Wye Strainer W/Cap
WAT77FDI1254	4" C/I Flngd Wye Strainer W/Cap
WAT77FDIFDA1254	4" C/I FDA Flngd Wye Strainer
WAT77FDI1253	3" C/I Flngd Wye Strainer W/Cap
WAT77FDIFDA1253	3" C/I FDA Flngd Wye Strainer
WAT77FDIFDA125212	2-1/2" C/I FDA Flngd Wye Strainer
WAT77FDI1252	2" C/I Flngd Wye Strainer W/Cap

Butterfly Valves

WATLFBF0312115M26	6" LF Butterfly Valve W/Lev Hndl 200 PSI
WATLFBF0312115M25	5" LF Butterfly Valve W/Lev Hndl 200 PSI
WATLFBF0312115M24	4" LF Butterfly Valve W/Lev Hndl 200 PSI
WATLFBF0312115M23	3" LF Butterfly Valve W/Lev Hndl 200 PSI
WATLFBF0312115M2212	2-1/2" LF Butterfly Valve W/Lev Hndl 200 PSI

Flanged Ball Valves

WATG4000M14	4" Cast Iron Flanged Ball Valve
WATG4000M13	3" Cast Iron Flanged Ball Valve



FBV Import

WATLFFBV3CM114	1/4" LF IPS Ball Valve
WATFBV3C14	1/4" IPS Ball Valve
WATLFFBV3CM138	3/8" LF IPS Ball Valve
WATFBV3C38	3/8" IPS Ball Valve
WATLFFBV3CQC12	1/2" LF Quick Connect Ball Valve
WATLFFBV3CCC12	1/2" LF IPS Ball Valve W/C&C
WATLFFBV3CM112	1/2" LF IPS Ball Valve
WATLFFBV3PRESSM212	1/2" LF Copper Press Ball Valve
WATLFFBVS3CCC12	1/2" LF Copper Ball Valve W/C&C
WATLFFBVS3CM112	1/2" LF Copper Ball Valve
WATFBV3C12	1/2" IPS Ball Valve
WATFBVS3C12	1/2" Copper Ball Valve
WATLFFBV3CCC34	3/4" LF IPS Ball Valve W/C&C
WATLFFBV3CM134	3/4" LF IPS Ball Valve
WATLFFBV3PRESSM234	3/4" LF Copper Press Ball Valve
WATLFFBVS3CCC34	3/4" LF Copper Ball Valve W/C&C
WATLFFBVS3CM134	3/4" LF Copper Ball Valve
WATFBV3C34	3/4" IPS Ball Valve
WATFBVS3C34	3/4" Copper Ball Valve
WATLFFBV3CM11	1" LF IPS Ball Valve
WATLFFBV3PRESSM21	1" LF Copper Press Ball Valve
WATLFFBVS3CM11	1" LF Copper Ball Valve
WATFBV3C1	1" IPS Ball Valve W/Lev Hndl 600 PSI
WATFBVS3C1	1" Copper Ball Valve
WATLFFBV3CM1114	1-1/4" LF IPS Ball Valve
WATLFFBV3PRESSM2114	1-1/4" LF Copper Press Ball Valve
WATLFFBVS3CM1114	1-1/4" LF Copper Ball Valve
WATFBV3C114	1-1/4" IPS Ball Valve
WATFBVS3C114	1-1/4" Copper Ball Valve
WATLFFBV3CM1112	1-1/2" LF IPS Ball Valve
WATLFFBV3PRESSM2112	1-1/2" LF Copper Press Ball Valve
WATLFFBVS3CM1112	1-1/2" LF Copper Ball Valve
WATFBV3C112	1-1/2" IPS Ball Valve
WATFBVS3C112	1-1/2" Copper Ball Valve
WATLFFBV3CM12	2" LF IPS Ball Valve
WATLFFBV3PRESSM22	2" LF Copper Press Ball Valve
WATLFFBVS3CM12	2" LF Copper Ball Valve
WATFBV3C2	2" IPS Ball Valve
WATFBVS3C2	2" Copper Ball Valve
WATLFFBV3CM1212	2-1/2" LF IPS Ball Valve
WATLFFBV3PRESSM2212	2-1/2" LF Copper Press Ball Valve
WATLFFBVS3CM1212	2-1/2" LF Copper Ball Valve
WATFBV3C212	2-1/2" IPS Ball Valve
WATFBVS3C212	2-1/2" Copper Ball Valve
WATLFFBV3CM13	3" LF IPS Ball Valve

FBV Import (continued)

WATLFFBV3PRESSM23	3" LF Copper Press Ball Valve
WATLFFBVS3CM13	3" LF Copper Ball Valve
WATFBV3C3	3" IPS Ball Valve
WATFBVS3C3	3" Copper Ball Valve
WATLFFBV3PRESSM24	4" LF Copper Press Ball Valve



34

DIELECTRIC UNIONS AND NIPPLES

DIELECTRIC UNIONS

Code	Description
WATLF3001A12	1/2" LF Female X Cop Swt Dielectric Union
WATLF300412	1/2" IPS LF Dielectric Union
WATLF300612	1/2" IPS LF Black Dielectric Union
WATLF300334	3/4" LF FIP X Female Brass Dielectric Union
WATLF3001A34	3/4" LF Female X Cop Swt Dielectric Union
WATLF30134	3/4" LF Fem X Cop Swt Imp Dielectric Union
WATLF300434	3/4" IPS LF Dielectric Union
WATLF300634	3/4" IPS LF Black Dielectric Union
WATLF300234.12	3/4 X 1/2" LF Female X Cop Swt Dielectric Union
WATLF3001A1	1" LF Female X Cop Swt Dielectric Union
WATLF3011	1" LF Fem X Cop Swt Imp Dielectric Union
WATLF30041	1" IPS LF Dielectric Union
WATLF30061	1" IPS LF Black Dielectric Union
WATLF3001A114	1-1/4" LF Female X Cop Swt Dielectric Union
WATLF3006114	1-1/4" IPS LF Dielectric Union Black
WATLF3004114	1-1/4" IPS LF Dielectric Union
WATLF3001A112	1-1/2" LF Female X Cop Swt Dielectric Union
WATLF301112	1-1/2" LF Fem X Cop Swt Imp Dielectric Union
WATLF3004112	1-1/2" IPS LF Dielectric Union
WATLF3001A2	2" LF Female X Cop Swt Dielectric Union
WATLF3012	2" LF Fem X Cop Swt Imp Dielectric Union
WATLF30042	2" IPS LF Dielectric Union



DIELECTRIC NIPPLES

Thread x Thread

12.3TTDGN	1/2" X 3" Thread X Thread Dielectric Nipple
34.3TTDGN	3/4" X 3" Thread X Thread Dielectric Nipple
1.4TTDGN	1" X 4" Thread X Thread Dielectric Nipple
114.4TTDGN	1-1/4" X 4" Thread X Thread Dielectric Nipple
112.4TTDGN	1-1/2" X 4" Thread X Thread Dielectric Nipple
2.4TTDGN	2" X 4" Thread X Thread Dielectric Nipple
212.6TTDGN	2-1/2" X 6" Thread X Thread Dielectric Nipple
3.6TTDGN	3" X 6" Thread X Thread Dielectric Nipple
4.6TTDGN	4" X 6" Thread X Thread Dielectric Nipple

Thread x Groove

112.4TGDGN	1-1/2" X 4" Thread X Groove Dielectric Nipple
2.4TGDGN	2" X 4" Thread X Groove Dielectric Nipple
212.6TGDGN	2-1/2" X 6" Thread X Groove Dielectric Nipple
3.6TGDGN	3" X 6" Thread X Groove Dielectric Nipple
4.6TGDGN	4" X 6" Thread X Groove Dielectric Nipple



35

WARDFLEX

CSST (Yellow)

WAR10AWF50	108 10A 3/8" X 50' CSST Per Coil
WAR15AWF1000	110 15A 1/2" X 1000' CSST Per Coil
WAR15AWF500	112 15A 1/2" X 500' CSST Per Coil
WAR15AWF250	114 15A 1/2" X 250' CSST Per Coil
WAR15AWF100	116 15A 1/2" X 100' CSST Per Coil
WAR15AWF26	117 15A 1/2" X 26' CSST Per Coil
WAR15AWF50	118 15A 1/2" X 50' CSST Per Coil
WAR20AWF500	122 20A 3/4" X 500' CSST Per Coil
WAR20AWF250	123 20A 3/4" X 250' CSST Per Coil
WAR20AWF100	126 20A 3/4" X 100' CSST Per Coil
WAR20AWF50	128 20A 3/4" X 50' CSST Per Coil
WAR20AWF26	129 20A 3/4" X 26' CSST Per Coil
WAR25AWF250	134 25A 1" X 250' CSST Per Coil
WAR25AWF100	136 25A 1" X 100' CSST Per Coil
WAR25AWF50	138 25A 1" X 50' CSST Per Coil
WAR32AWF250	144 32A 1-1/4" X 250' CSST Per Coil
WAR32AWF50	148 32A 1-1/4" X 50' CSST Per Coil
WAR38AWF100	156 38A 1-1/2" X 100' CSST Per Coil
WAR38AWF50	157 38A 1-1/2" X 50' CSST Per Coil
WAR50AWF150	165 50A 2" X 150' CSST Per Coil
WAR50AWF100	166 50A 2" X 100' CSST Per Coil

CSST WFII (Black)

WAR15CWF500	C12 15C 1/2" X 500' WFII Per Coil
WAR15CWF250	C14 15C 1/2" X 250' WFII Per Coil
WAR15CWF100	C16 15C 1/2" X 100' WFII Per Coil
WAR15CWF50	C18 15C 1/2" X 50' WFII Per Coil
WAR20CWF500	C22 20C 3/4" X 500' WFII Per Coil
WAR20CWF250	C23 20C 3/4" X 250' WFII Per Coil
WAR20CWF100	C26 20C 3/4" X 100' WFII Per Coil
WAR20CWF50	C28 20C 3/4" X 50' WFII Per Coil
WAR25CWF250	C34 25C 1" X 250' WFII Per Coil
WAR25CWF100	C36 25C 1" X 100' WFII Per Coil
WAR25CWF50	C38 25C 1" X 50' WFII Per Coil
WAR32CWF250	C44 32C 1-1/4" X 250' WFII Per Coil
WAR32CWF100	C46 32C 1-1/4" X 100' WFII Per Coil
WAR32CWF50	C48 32C 1-1/4" X 50' WFII Per Coil
WAR38CWF150	C55 38C 1-1/2" X 150' WFII Per Coil
WAR38CWF50	C58 38C 1-1/2" X 50' WFII Per Coil
WAR50CWF100	C66 50C 2" X 100' WFII Per Coil



Flanged Term Assemblies

WAR15MXDWFFFTA	301 15M 1/2" Floor Flanged Term Assembly
WAR20MXEWFFFTA	302 20M 3/4" Floor Flanged Term Assembly
WAR25MX1WFFFTA	304 25M 1" Floor Flanged Term Assembly
WAR15MXDWFFTNA	421 15M 1/2" Indoor Flanged Term Assembly
WAR32MX1BWFFTNA	424 32M 1-1/4" Indoor Flanged Term Assembly
WAR38MX1DWFFTNA	425 38M 1-1/2" Indoor Flanged Term Assembly
WAR15MXDWFFOTNA	431 15M 1/2" Outdr Flgd Term Assembly

Term Fittings

WAR15MXDWFTF	271 15M 1/2" Indoor Male Term Fitting
WAR20MXEWFTF	272 20M 3/4" Indoor Male Term Fitting
WAR25MX1WFTF	274 25M 1" Indoor Male Term Fitting
WAR15MXDWFTOF	281 15M 1/2" Outdoor Male Term Fitting
WAR20MXEWFTOF	282 20M 3/4" Outdoor Male Term Fitting
WAR25MX1WFTOF	284 25M 1" Outdoor Male Term Fitting
WAR20MXEWFTOFF	292 20M 3/4" Outdoor Female Term Fitting
WAR20MXEWFFOTNA	432 20M 3/4" Outdr Flgd Term Fitting
WAR32MX1B.WFFOTNA	434 32M 1-1/4" Outdr Flgd Term Fitting
WAR25AWFOR	923 25A 1" O-Ring For Outdoor Term Fitting

Mechanical Joint Fittings

WAR20MXEWFMJUG	*U31 20M 3/4" Male UG M/J Fitting
WAR10MXDWFMJ	201 10M 3/8" X 1/2" Male M/J Fitting
WAR15MXDWFMJ	202 15M 1/2" Male M/J Fitting
WAR20MXEWFMJ	203 20M 3/4" Male M/J Fitting
WAR25MXEWFMJ	204 25M 1" X 3/4" Male M/J Fitting
WAR25MX1WFMJ	205 25M 1" Male M/J Fitting
WAR32MX1BWF MJ	206 32M 1-1/4" Male M/J Fitting
WAR38MX1DWF MJ	207 38M 1-1/2" Male M/J Fitting
WAR50MX2WFMJ	208 50M 2" Male M/J Fitting
WAR20MXDWF MJ	209 20M 3/4" X 1/2" Male M/J Fitting
WAR10MXCWF MJ	211 10M 3/8 " Male M/J Fitting
WAR15MXDWF MJF	251 15M 1/2" Female M/J Fitting
WAR20MXEWF MJF	252 20M 3/4" Female M/J Fitting
WAR25MXEWF MJF	253 25M 1" X 3/4" Female M/J Fitting
WAR25MX1WFMJF	254 25M 1" Female M/J Fitting
WAR20MXDWF MJF	442 20M 3/4" X 1/2" Female M/J Fitting

Mechanical Couplings

WAR15MWFC	261 15M 1/2" Mechanical Coupling
WAR20MWFC	262 20M 3/4" Mechanical Coupling
WAR25MWFC	263 25M 1" Mechanical Coupling
WAR32MWFC	264 32M 1-1/4" Mechanical Coupling
WAR38MWFC	265 38M 1-1/2" Mechanical Coupling



35

WARDFLEX

Mechanical Tees

WAR15MWFT	351 15M 1/2" Male Mechanical Tee
WAR20MWFT	352 20M 3/4" Male Mechanical Tee
WAR25MX20MWFT	357 25M 1" X 1" X 3/4" Male Mechanical Tee
WAR25MX15MWFT	358 25M 1" X 1" X 1/2" Male Mechanical Tee
WAR25MX20MX20MWFT	360 25M 1" X 3/4" X 3/4" Male Mechanical Tee
WAR20MX15MWFT	365 20M 3/4" X 3/4" X 1/2" Male Mechanical Tee
WAR20MX15MX15MWFT	366 20M 3/4" X 1/2" X 1/2" Male Mechanical Tee
WAR15MXDWFFT	401 15M 1/2" Female Mechanical Tee
WAR20MXDWFFT	402 20M 3/4" Female Mechanical Tee

Stub Outs

WARDWFASO	381 1/2" X 5" Appliance Stub Out
WAREWFASO	382 3/4" X 5" Appliance Stub Out
WARDX6WFMSO	392 1/2" X 6" Meter Stub Out
WARDX12WFMSO	393 1/2" X 12" Meter Stub Out
WAREX6WFMSO	394 3/4" X 6" Meter Stub Out
WAREX12WFMSO	395 3/4" X 12" Meter Stub Out
WAR1X6WFMSO	396 1" X 6" Meter Stub Out
WAR1X12WFMSO	397 1" X 12" Meter Stub Out

Stripwound Conduit

WAR15AWFGFC	623 15A 1/2" X 12" Stripwound Conduit
WAR20AWFGF	624 20A 3/4" X 50' Stripwound Conduit
WAR20AWFGFC	625 20A 3/4" X 12" Stripwound Conduit
WAR25AWFGF	626 25A 1" X 50' Stripwound Conduit
WAR25AWFGFC	627 25A 1" X 12" Stripwound Conduit

Striker Plates

WARQWFSP	610 1-1/2" X 3-1/4" Quarter Striker Plate
WARHWFSP	611 6-1/2" X 3-1/4" Half Striker Plate
WARFWFSP	612 11-1/2" X 3-1/4" Full Striker Plate
WARLWFSP	613 17-1/2" X 3-1/2" Large Striker Plate
WARDTFWSP	614 8" X 3-1/4" Double Top Striker Plate
WAREFWFSP	615 13" X 3-1/4" Extended Striker Plate

Port Manifolds

WARDX3DWFM	600 1/2" X 1/2" 3 Port Manifold
WAREX3DWFM	601 3/4" X 3/4" 3 Port Manifold
WAREX4DWFM	603 3/4" X 1/2" 4 Port Manifold

Bonding Clamps

WAR1WFBC	800 3/8" - 1" Bonding Clamp
WAR2WFBC	801 1-1/4" - 2" Bonding Clamp



Pipe

112.10NHSP	1-1/2" X 10" No-Hub Soil Pipe
2.10NHSP	2" X 10" No-Hub Soil Pipe
3.10NHSP	3" X 10" No-Hub Soil Pipe
4.10NHSP	4" X 10" No-Hub Soil Pipe
5.10NHSP	5" X 10" No-Hub Soil Pipe
6.10NHSP	6" X 10" No-Hub Soil Pipe
8.10NHSP	8" X 10" No-Hub Soil Pipe
10.10NHSP	10" X 10" No-Hub Soil Pipe
12-.10NHSP	12" X 10" No-Hub Soil Pipe

90° Elbows

112NH90	1-1/2" No-Hub 90 Deg Elbow
2NH90	2" No-Hub 90 Deg Elbow
3NH90	3" No-Hub 90 Deg Elbow
4NH90	4" No-Hub 90 Deg Elbow
5NH90	5" No-Hub 90 Deg Elbow
6NH90	6" No-Hub 90 Deg Elbow
8NH90	8" No-Hub 90 Deg Elbow

45° Elbows

112NH45	1-1/2" No-Hub 45 Deg Elbow
2NH45	2" No-Hub 45 Deg Elbow
3NH45	3" No-Hub 45 Deg Elbow
4NH45	4" No-Hub 45 Deg Elbow
5NH45	5" No-Hub 45 Deg Elbow
6NH45	6" No-Hub 45 Deg Elbow
8NH45	8" No-Hub 45 Deg Elbow
10NH45	10" No-Hub 45 Deg Elbow
12-NH45	12" No-Hub 45 Deg Elbow

22-1/2° Elbows

112NH2212	1-1/2" No-Hub 22-1/2 Deg Elbow
2NH2212	2" No-Hub 22-1/2 Deg Elbow
3NH2212	3" No-Hub 22-1/2 Deg Elbow
4NH2212	4" No-Hub 22-1/2 Deg Elbow
5NH2212	5" No-Hub 22-1/2 Deg Elbow
6NH2212	6" No-Hub 22-1/2 Deg Elbow
8NH2212	8" No-Hub 22-1/2 Deg Elbow

WYE

112NHY	1-1/2" No-Hub Wye
2NHY	2" No-Hub Wye
3.112NHY	3" X 1-1/2" No-Hub Wye
3.2NHY	3" X 2" No-Hub Wye
3NHY	3" No-Hub Wye
4.2NHY	4" X 2" No-Hub Wye
4.3NHY	4" X 3" No-Hub Wye
4NHY	4" No-Hub Wye
5.2NHY	5" X 2" No-Hub Wye
5.3NHY	5" X 3" No-Hub Wye
5.4NHY	5" X 4" No-Hub Wye
5NHY	5" No-Hub Wye
6.2NHY	6" X 2" No-Hub Wye
6.3NHY	6" X 3" No-Hub Wye
6.4NHY	6" X 4" No-Hub Wye
6.5NHY	6" X 5" No-Hub Wye
6NHY	6" No-Hub Wye
8.3NHY	8" X 3" No-Hub Wye
8.4NHY	8" X 4" No-Hub Wye
8.5NHY	8" X 5" No-Hub Wye
8.6NHY	8" X 6" No-Hub Wye
8NHY	8" No-Hub Wye
10NHY	10" No-Hub Wye
10.4NHY	10" X 4" No-Hub Wye
10.6NHY	10" X 6" No-Hub Wye
10.8NHY	10" X 8" No-Hub Wye
12-NHY	12" No-Hub Wye

Double WYE

2NHDY	2" No-Hub Double Wye
3.2NHDY	3" X 2" No-Hub Double Wye
3NHDY	3" No-Hub Double Wye
4.2NHDY	4" X 2" No-Hub Double Wye
4.3NHDY	4" X 3" No-Hub Double Wye
4NHDY	4" No-Hub Double Wye
5.4NHDY	5" X 4" No-Hub Double Wye
6.4NHDY	6" X 4" No-Hub Double Wye
6NHDY	6" No-Hub Double Wye



36

SOIL PIPE & FITTINGS - NO HUB

WYE & 1/8

112NHCOMBY45	1-1/2" No-Hub Comb Y & 45 Deg Elbow
2.112NHCOMBY45	2" X 1-1/2" No-Hub Comb Y & 45 Deg Elbow
2NHCOMBY45	2" No-Hub Comb Y & 45 Deg Elbow
3.112NHCOMBY45	3" X 1-1/2" No-Hub Comb Y-45 Deg Elbow
3.2NHCOMBY45	3" X 2" No-Hub Comb Y & 45 Deg Elbow
3NHCOMBY45	3" No-Hub Comb Y & 45 Deg Elbow
4.2NHCOMBY45	4" X 2" No-Hub Comb Y & 45 Deg Elbow
4.3NHCOMBY45	4" X 3" No-Hub Comb Y & 45 Deg Elbow
4NHCOMBY45	4" No-Hub Comb Y & 45 Deg Elbow
5.4NHCOMBY45	5" X 4" No-Hub Comb Y & 45 Deg Elbow
5NHCOMBY45	5" No-Hub Comb Y & 45 Deg Elbow
6.3NHCOMBY45	6" X 3" No-Hub Comb Y & 45 Deg Elbow
6.4NHCOMBY45	6" X 4" No-Hub Comb Y & 45 Deg Elbow
6NHCOMBY45	6" No-Hub Comb Y & 45 Deg Elbow
8.6NHCOMBY45	8" X 6" No-Hub Comb Y & 45 Deg Elbow
8NHCOMBY45	8" No-Hub Comb Y & 45 Deg Elbow

Test Tees

2NHHT	2" No-Hub Test Tee W/Plug 00473
3NHHT	3" No-Hub Test Tee W/Plug 00474
4NHHT	4" No-Hub Test Tee W/Plug 00475
4NHHTLP	4" No-Hub Test Tee L/Plug
5NHHT	5" No-Hub Test Tee W/Plug
6NHHT	6" No-Hub Test Tee W/Plug
8NHHT	8" No-Hub Test Tee W/Plug
10NHHT	10" No-Hub Dandy Cleanout Tee L/"O" Plug

TYs

112NHTY	1-1/2" No-Hub Sanitary Tee
2.112NHTY	2" X 1-1/2" No-Hub Sanitary TY
2NHTY	2" No-Hub Sanitary TY
3.112NHTY	3" X 1-1/2" No-Hub Sanitary TY
3.2NHTY	3" X 2" No-Hub Sanitary TY
3NHTY	3" No-Hub Sanitary TY
4.2NHTY	4" X 2" No-Hub Sanitary TY
4.3NHTY	4" X 3" No-Hub Sanitary TY
4NHTY	4" No-Hub Sanitary TY
5.4NHTY	5" X 4" No-Hub Sanitary TY
5NHTY	5" No-Hub Sanitary TY
6.2NHTY	6" X 2" No-Hub Sanitary TY
6.3NHTY	6" X 3" No-Hub Sanitary TY
6.4NHTY	6" X 4" No-Hub Sanitary TY
6.5NHTY	6" X 5" No-Hub Sanitary TY
6NHTY	6" No-Hub Sanitary TY
8.4NHTY	8" X 4" No-Hub Sanitary TY
8.6NHTY	8" X 6" No-Hub Sanitary TY
8NHTY	8" No-Hub Sanitary TY

Double TYs

2NHDTY	2" No-Hub Double TY
3.2NHDTY	3" X 2" No-Hub Double TY
3NHDTY	3" No-Hub Double TY
4.2NHDTY	4" X 2" No-Hub Double TY
4.3NHDTY	4" X 3" No-Hub Double TY
4NHDTY	4" No-Hub Double TY
6NHDTY	6" No-Hub Double TY

Sweeps

2NHSS90	2" No-Hub Short Sweep 90 Deg Elbow
3NHSS90	3" No-Hub Short Sweep 90 Deg Elbow
4NHSS90	4" No-Hub Short Sweep 90 Deg Elbow
5NHSS90	5" No-Hub Short Sweep 90 Deg Elbow
6NHSS90	6" No-Hub Short Sweep 90 Deg Elbow
8NHSS90	8" No-Hub Short Sweep 90 Deg Elbow
10NHSS90	10" No-Hub Short Sweep 90 Deg Elbow
12-NHSS90	12" No-Hub Short Sweep 90 Deg Elbow



Long Sweeps

112NHLS90	1-1/2" No-Hub Long Sweep 90 Deg Elbow
2.12-NH45	2" X 12" No-Hub Long 45 Deg Elbow
2.12-NH90	2" X 12" No-Hub Long 90 Deg Elbow
2NHLS90	2" No-Hub Long Sweep 90 Deg Elbow
3.12-NH45	3" X 12" No-Hub Long 45 Deg Elbow
3.12-NH90	3" X 12" No-Hub Long 90 Deg Elbow
3NHLS90	3" No-Hub Long Sweep 90 Deg Elbow
4NHLS90	4" No-Hub Long Sweep 90 Deg Elbow
5NHLS90	5" No-Hub Long Sweep 90 Deg Elbow
6NHLS90	6" No-Hub Long Sweep 90 Deg Elbow

Reducers

3.112NHRED	3" X 1-1/2" No-Hub Reducer
5.3NHRED	5" X 3" No-Hub Reducer
6.3NHRED	6" X 3" No-Hub Reducer
8.5NHRED	8" X 5" No-Hub Reducer
10.4NHRED	10" X 4" No-Hub Reducer
10.6NHRED	10" X 6" No-Hub Reducer
10.8NHRED	10" X 8" No-Hub Reducer
12-.10NHRED	12" X 10" No-Hub Reducer
12-.4NHRED	12" X 4" No-Hub Reducer
12-.6NHRED	12" X 6" No-Hub Reducer
12-.8NHRED	12" X 8" No-Hub Reducer

Short Reducers

2.112NHRED	2" X 1-1/2" No-Hub Short Reducer
2.112NHRED	2" X 1-1/2" No-Hub Short Reducer
3.2NHRED	3" X 2" No-Hub Short Reducer
4.2NHRED	4" X 2" No-Hub Short Reducer
4.3NHRED	4" X 3" No-Hub Short Reducer
5.4NHRED	5" X 4" No-Hub Short Reducer
6.2NHRED	6" X 2" No-Hub Short Reducer
6.4NHRED	6" X 4" No-Hub Short Reducer
6.5NHRED	6" X 5" No-Hub Short Reducer
8.4NHRED	8" X 4" No-Hub Short Reducer
8.6NHRED	8" X 6" No-Hub Short Reducer

Blind Plugs

112NHBP	1-1/2" No-Hub Blind Plug
2NHBP	2" No-Hub Blind Plug
3NHBP	3" No-Hub Blind Plug
4NHBP	4" No-Hub Blind Plug
5NHBP	5" No-Hub Blind Plug
6NHBP	6" No-Hub Blind Plug
8NHBP	8" No-Hub Blind Plug
10NHBP	10" No-Hub Blind Plug

P-Traps

112NHPT	1-1/2" No-Hub P-Trap
2NHPT	2" No-Hub P-Trap
3NHPT	3" No-Hub P-Trap
4NHPT	4" No-Hub P-Trap
6NHPT	6" No-Hub P-Trap

Deep Seal P-Traps

2NHDSPT	2" No-Hub Deep Seal P-Trap
3NHDSPT	3" No-Hub Deep Seal P-Trap
4NHDSPT	4" No-Hub Deep Seal P-Trap

End Cleanouts

2NHECOLP	2" No-Hub End Cleanout L/Plug
3NHECOWP	3" No-Hub End Cleanout W/2-1/2" "A" Brass Plug
4NHECOLP	4" No-Hub End Cleanout L/Plug
4NHECOWP	4" No-Hub End Cleanout W/3-1/2" "A" Brass Plug
5NHECOWP	5" No-Hub End Cleanout W/4" "A" Brass Plug
6NHECOWP	6" No-Hub End Cleanout W/5" "A" Brass Plug
8NHECOWP	8" No-Hub End Cleanout W/6" "A" Brass Plug



36

SOIL PIPE & FITTINGS - NO HUB

Miscellaneous Fittings

112NHTAP90	1-1/2" No-Hub Tapped 90 Deg Elbow
112NHTAPADP	1-1/2" X 1-1/2" No-Hub Tapped Adapter
112NHTAPTY	1-1/2" No-Hub Tapped TY
2.112NHDTAPTY	2" X 1-1/2" No-Hub Double Tapped TY
2.112NHDTAPY	2" X 1-1/2" No-Hub Double Tapped Wye
2.112NHTAP90	2" X 1-1/2" No-Hub Tapped 90 Deg Elbow 0015
2.112NHTAPADP	2" X 1-1/2" No-Hub Tapped Adapter
2NH60	2" No-Hub 60 Deg Elbow
2NH90	2" No-Hub Double 90 Deg Elbow
2NHDTAPTY	2" X 2" No-Hub Double Tapped TY
2NHECOWP	2" No-Hub Cleanout W/1-1/2" "A" Plug 00597
2NHTAP90	2" No-Hub Tapped 90 Deg Elbow 00155
2NHTAPTY	2" No-Hub Tapped TY
3.112NHDTAPTY	3" X 1-1/2" No-Hub Double Tapped TY
3.112NHTAPTY	3" X 1-1/2" No-Hub Tapped TY
3.2NHDCOMBY45	3" X 2" No-Hub Double Y & 45 Deg Elbow
3.2NHDTAPTY	3" X 2" No-Hub Double Tapped TY
3.2NHTAPTY	3" X 2" No-Hub Tapped TY
3NH60	3" No-Hub 60 Deg Elbow
3NH90	3" No-Hub Double 90 Deg Elbow
3NHDCOMBY45	3" No-Hub Double Y & 45 Deg Elbow
3NHTAPTY	3" No-Hub Tapped TY
4.112NHTAPTY	4" X 1-1/2" No-Hub Tapped TY
4.2NHDTAPTY	4" X 2" No-Hub Double Tapped TY
4.2NHTAPTY	4" X 2" No-Hub Tapped TY
4.3.312NHCF	4" X 3" X 3-1/2" No-Hub Closet Flange
4.3.8NHCF	4" X 3" X 8" No-Hub Closet Flange
4.3NHDCOMBY45	4" X 3" No-Hub Double Y & 45 Deg Elbow
4.4.8NHCF	4" X 4" X 8" No-Hub Closet Flange
4NH60	4" No-Hub 60 Deg Elbow
4NH90	4" No-Hub Double 90 Deg Elbow
4NHDCOMBY45	4" No-Hub Double Comb Y & 45 Deg Elbow



Heavy Duty	
112NHMDCOUP	1-1/2" HEAVY DUTY MD NO-HUB COUPLING
2NHHDCOUP	2" HEAVY DUTY HD NO-HUB COUPLING
2.112NHMDCOUP	2" X 1-1/2" HEAVY DUTY MD NO-HUB COUPLING
3NHMDCOUP	3" HEAVY DUTY MD NO-HUB COUPLING
4NHHDCOUP	4" HEAVY DUTY HD NO-HUB COUPLING
5NHHDCOUP	5" HEAVY DUTY HD NO-HUB COUPLING
5NHMDCOUP	5" HEAVY DUTY MD NO-HUB COUPLING
6NHMDCOUP	6" HEAVY DUTY MD NO-HUB COUPLING
8NHHDCOUP	8" HEAVY DUTY HD NO-HUB COUPLING
8NHMDCOUP	8" HEAVY DUTY MD NO-HUB COUPLING
10NHMDCOUP	10" HEAVY DUTY MD NO-HUB COUPLING

Standard	
112NHCOUP	1-1/2" STD No-Hub Coupling
2NHCOUP	2" STD No-Hub Coupling (0006)
2.112NHCOUP	2" X 1-1/2" STD No-Hub Coupling
3NHCOUP	3" STD No-Hub Coupling (0008)
3.2NHCOUP	3" X 2" STD No-Hub Coupling
4NHCOUP	4" STD No-Hub Coupling (0010)
4.2NHCOUP	4" X 2" STD No-Hub Coupling
4.3NHCOUP	4" X 3" STD No-Hub Coupling
5NHCOUP	5" STD No-Hub Coupling (0012)
6NHCOUP	6" STD No-Hub Coupling (0014)
8NHCOUP	10" STD No-Hub Coupling (0016)
10NHCOUP	8" STD No-Hub Coupling (0016)
12NHCOUP	12" STD No-Hub Coupling (0018)



38

FERNCO COUPLINGS

Code	Description
FER3000150	3000-150 1-1/2 CI X PL/ST COUP
FER3000215	3000-215 2CI X 1-1/2PL/ST COUP
FER300022	3000-22 2 CI X PL/STEEL COUP
FER300033	3000-33 3CI X 3PL/ST/XHVY COUP
FER300043	3000-43 4CI X 3PL/ST/XHVY COUP
FER300044	3000-44 4CI X 4PL/ST/XHVY COUP
FER300055	3000-55 5CI X 5PL/ST/XHVY COUP
FER300066	3000-66 6CI X 6PL/ST/XHVY COUP
FER300088	3000-88 8CI X 8PL/ST/XHV COUP
FER3001125	3001-1125 1-1/2 CI X 1-1/4 COP OR 1 PL
FER3001150	3001-150 1-1/2CI X COP/PL/ST
FER3001215	3001-215 2CI X 1-1/2C 1-1/4PL
FER300122	3001-22 2CI X 2COPPER COUP
FER300132	3001-32 3CI X 2COPPER COUP
FER300133	3001-33 3CI X 3COPPER COUP
FER300143	3001-43 4CI X 3COPPER COUP
FER300144	3001-44 4CI X 4COPPER COUP
FER3002150	3002-150 1-1/2 BATH WASTE COUP
FER3002215	3002-215 1-1/2 TLP X 2 PL/ST/C
FER3003150	3003-150 1-1/2 COP X COP COUP
FER300322	3003-22 2" COP X COP COUP
FER3004320	3004-320 3CI X 2CI/PL/ST COUP
FER3004420	3004-420 4CI X 2CI/PL/ST COUP
FER300533	3005-33 3PLAS X PL/ST/XH COUP
FER300544	3005-44 4PLAS X PL/ST/XH COUP



Code	Description
2SVCG	2" SV Compression Gasket (3002)
3SVCG	3" SV Compression Gasket (3003)
4SVCG	4" SV Compression Gasket (3004)
5SVCG	5" SV COMPRESSION GASKET (3005)
6SVCG	6" SV Compression Gasket (3006)
8SVCG	8" SV Compression Gasket
10SVCG	10" SV Compression Gasket
12SVCG	12" SV Compression Gasket



40

SOIL PIPE & FITTINGS - SV

Soil Pipe

2.10SVSHSP	2" X 10" SV SH Soil Pipe
2.5SVSHSP	2" X 5" SV SH Soil Pipe
2.5SVDHSP	2" X 5' SV Double Hub Soil Pipe
2.30-SVDHSP	2" X 30" SV Double Hub Soil Pipe
2.42-SVSHSP	*2 X 42 SV SH SOIL PIPE
3.10SVSHSP	3" X 10" SV SH Soil Pipe
3.5SVSHSP	3" X 5" SV SH Soil Pipe
3.5SVDHSP	3" X 5' SV Double Hub Soil Pipe
3.30-SVDHSP	3" X 30" SV Double Hub Soil Pipe
4.10SVSHSP	4" X 10" SV SH Soil Pipe
4.5SVDHSP	4" X 5' SV Double Hub Soil Pipe
4.5SVSHSP	4" X 5" SV SH Soil Pipe
4.30-SVDHSP	4" X 30" SV Double Hub Soil Pipe
5.5SVDHSP	5" X 5' SV Double Hub Soil Pipe
5.10SVSHSP	5" X 10" SV SH Soil Pipe
5.5SVSHSP	5" X 5" SV SH Soil Pipe
6.5SVDHSP	6" X 5' SV Double Hub Soil Pipe
6.10SVSHSP	6" X 10" SV SH Soil Pipe
6.5SVSHSP	6" X 5" SV SH Soil Pipe
8.30-SVSHSP	8" X 30" SV SH Soil Pipe
8.10SVSHSP	8" X 10" SV SH Soil Pipe
8.5SVSHSP	8" X 5" SV SH Soil Pipe
10.5SVSHSP	10" X 5" SV SH Soil Pipe
10.10SVSHSP	10" X 10" SV SH Soil Pipe
12-.5SVSHSP	12" X 5" SV SH Soil Pipe
12-10SVSHSP	12" X 10" SV SH Soil Pipe

Sanitary Tees and Crosses

2SVTY	2" SV Sanitary Tee
3SVTY	3" SV Sanitary Tee
3.2SVTY	3" X 2" SV Sanitary Tee
3SVDTY	3" SV Sanitary Cross
4.2SVTY	4" X 2" SV Sanitary Tee
4SVTY	4" SV Sanitary Tee
4SVDTY	4" SV Sanitary Cross
4.3SVTY	4" X 3" SV Sanitary Tee
5.4SVTY	5" X 4" SV Sanitary Tee
6SVTY	6" SV Sanitary Tee
6.4SVTY	6" X 4" SV Sanitary Tee
8.4SVTY	8" X 4" SV Sanitary Tee

90° Elbows

2SVLS90	2" SV Long Sweep 90 Deg Elbow
2SV90	2" SV 90 Deg Elbow
2SVSS90	2" SV Short Sweep 90 Deg Elbow
3SV90	3" SV 90 Deg Elbow
3SVLS90	3" SV Long Sweep 90 Deg Elbow
3SVSS90	3" SV Short Sweep 90 Deg Elbow
4SV90	4" SV 90 Deg Elbow
4SVLS90	4" SV Long Sweep 90 Deg Elbow
4SVSS90	4" SV Short Sweep 90 Deg Elbow
5SVSS90	5" SV Short Sweep 90 Deg Elbow
5SV90	5" SV 90 Deg Elbow
6SVSS90	6" SV Short Sweep 90 Deg Elbow
6SVLS90	6" SV Long Sweep 90 Deg Elbow
6SV90	6" SV 90 Deg Elbow
8SVLS90	8" SV Long Sweep 90 Deg Elbow
8SV90	8" SV 90 Deg Elbow
8SVSS90	8" SV Short Sweep 90 Deg Elbow
10SV90	10" SV 90 Deg Elbow
12-SV90	12" SV 90 Deg Elbow

45° Elbows, WYE & 1/8 Bend

2SV45	2" SV 45 Deg Elbow
2SVCOMBY45	2" SV Comb Y & 45 Deg Elbow
3SV45	3" SV 45 Deg Elbow
3.2SVCOMBY45	3" X 2" SV Comb Y & 45 Deg Elbow
3SVCOMBY45	3" SV Comb Y & 45 Deg Elbow
4SV45	4" SV 45 Deg Elbow
4SVCOMBY45	4" SV Comb Y & 45 Deg Elbow
4.2SVCOMBY45	4" X 2" SV Comb Y & 45 Deg Elbow
4.3SVCOMBY45	4" X 3" SV Comb Y & 45 Deg Elbow
4SVDCOMBY45	4" SV Double Comb Y & 45 Deg Elbow
5SV45	5" SV 45 Deg Elbow
5.2SVCOMBY45	5" X 2" SV Comb Y & 45 Deg Elbow
6SV45	6" SV 45 Deg Elbow
6.4SVCOMBY45	6" X 4" SV Comb Y & 45 Deg Elbow
6SVCOMBY45	6" SV Comb Y & 45 Deg Elbow
6.2SVCOMBY45	6" X 2" SV Comb Y & 45 Deg Elbow
8.6SVCOMBY45	8" X 6" SV Comb Wye & 45 Deg Elbow
8SVCOMBY45	8" SV Comb Wye & 45 Deg Elbow
8.4SVCOMBY45	8" X 4" SV Comb Y & 45 Deg Elbow
8SV45	8" SV 45 Deg Elbow
10SV45	10" SV 45 Deg Elbow
12-SV45	12" SV 45 Deg Elbow



22-1/2° Elbows

2SV2212	2" SV 22-1/2 Deg Elbow
3SV2212	3" SV 22-1/2 Deg Elbow
4SV2212	4" SV 22-1/2 Deg Elbow

WYE

2SVY	2" SV Wye
3.2SVY	3" X 2" SV Wye
3SVY	3" SV Wye
4SVY	4" SV Wye
4.2SVY	4" X 2" SV Wye
4.3SVY	4" X 3" SV Wye
4SVDY	4" SV Double Wye
4.3SVDY	4" X 3" SV Double Wye
5SVY	5" SV Wye
5.4SVY	5" X 4" SV Wye
6.4SVY	6" X 4" SV Wye
6SVY	6" SV Wye
6.3SVY	6" X 3" SV Wye
6.5SVY	6" X 5" SV Wye
6.2SVY	6" X 2" SV Wye
8SVY	8" SV Wye
8.4SVY	8" X 4" SV Wye
10SVY	10" SV Wye
10.8SVY	10" X 8" SV Wye
12-.6SVY	12" X 6" SV Wye
12-.4SVY	12" X 4" SV Wye
12-SVY	12" SV Wye
12-.10SVY	12" X 10" SV Wye

Reducers

3.2SVRED	3" X 2" SV Reducer
4.3SVRED	4" X 3" SV Reducer
4.2SVRED	4" X 2" SV Reducer
5.4SVRED	5" X 4" SV Reducer
6.4SVRED	6" X 4" SV Reducer
8.4SVRED	8" X 4" SV Reducer
8.6SVRED	8" X 6" SV Reducer
12-.4SVRED	12" X 4" SV Reducer
12-.8SVRED	12" X 8" SV Reducer

P-Traps

2SVDSPT	2" SV Deep Seal P-Trap
2SVPT	2" SV P-Trap
3SVDSPT	3" SV Deep Seal P-Trap
3SVPT	3" SV P-Trap
4SVDSPT	4" SV Deep Seal P-Trap
4SVPT	4" SV P-Trap
4SVPT12HTAP	4" SV P-Trap W/1/2 Heel Tap
6SVPT	6" SV P-Trap

Plugs

2SVBP	2" SV Blind Plug
3SVBP	3" SV Blind Plug
4SVBP	4" SV Blind Plug
6SVBP	6" SV Blind Plug
8SVBP	8" SV Blind Plug

Closet Flanges

4.212CICF	4" X 2-1/2" CI Caulk Closet Flange
4.3.16-SVCB	4" X 3" X 16" CI Closet Bend
4.6CICF	4" X 6" CI Caulk Closet Flange
4.3.3CICF	4" X 3" X 3" CI Caulk Closet Flange
4.6.16-SVCBPE	4" X 6" X 16" CI Closet Bend Plain End
4.3CICF	4" X 3" CI Caulk Closet Flange
4.3.6.16-SVCBPE	4" X 3" X 6" X 16" CI Closet Bend Plain End
4.2CICF	4" X 2" SV CI Caulk Closet Flange

Cleanouts

2SVECOWP	2" SV End Cleanout W/1-1/2" "A" Plug
2SVTT	2" SV Test Tee W/Plug
3SVECOWP	3" SV End Cleanout W/2-1/2" "A" Brass Plug
4SVECOWP	4" SV End Cleanout W/3" "A" Brass Plug
4SVTT	4" SV Tapped Cleanout Tee W/Plug
6SVECOWP	6" SV End Cleanout W/5" "A" Brass Plug
6SVTT	6" SV Tapped Cleanout Tee W/Plug
8SVECOWP	8" SV End Cleanout W/6" "A" Brass Plug
10SVECOWP	10" SV End Cleanout W/6" "A" Brass Plug
12-SVTT	12" SV Test Tee Cleanout W/Plug



41

ORION ACID WASTE

Pipe

ORI902598	1-1/2" X 10' BL Schedule 40 Acid Waste Pipe P/L
ORI902599	2" X 10' BL Schedule 40 Acid Waste Pipe P/L
ORI902600	3" X 10' BL Schedule 40 Acid Waste Pipe P/L
ORI902628	4" X 10' BL Schedule 40 Acid Waste Pipe P/L

Couplings

ORI950117	1-1/2" BL Acid Waste NH Coupling
ORI950118	2" BL Acid Waste NH Coupling
ORI950119	3" BL Acid Waste NH Coupling
ORI950120	4" BL Acid Waste NH Coupling
ORI718000	1-1/2" BL Acid Waste RFCF Coupling
ORI718002	2" BL Acid Waste RFCF Coupling
ORI718004	3" BL Acid Waste RFCF Coupling
ORI718008	4" BL Acid Waste RFCF Coupling

1-1/2" Fittings

ORI710000	1-1/2" BL Acid Waste 45 Elbow
ORI710001	1-1/2" BL Acid Waste 90 Elbow
ORI710002	1-1/2" BL Acid Waste NH Long Sweep 90 Elbow
ORI710003	1-1/2" BL Acid Waste Sanitary TY
ORI710005	1-1/2" BL Acid Waste Wye
ORI710011	1-1/2" BL Acid Waste Male Adapter
ORI710012	1-1/2" BL Acid Waste Female Adapter
ORI710013	1-1/2" BL Acid Waste Clean Out Adapter W/Plug
ORI710015	1-1/2" BL Acid Waste Cap
ORI710018	1-1/2" BL Acid Waste Union P-Trap
ORI710023	1-1/2" BL Acid Waste Thrd Tail Pc
ORI710024	1-1/2" BL Acid Waste Thrd Tail Pc W/12" Ext

2" Fittings

ORI710100	2" BL Acid Waste 45 Elbow
ORI710101	2" BL Acid Waste 90 Elbow
ORI710102	2" BL Acid Waste NH Long Sweep 90 Elbow
ORI710103	2" BL Acid Waste Sanitary TY
ORI710104	2" BL Acid Waste Clean-Out Tee W/Plug
ORI710105	2" BL Acid Waste Wye
ORI710106	2" BL Acid Waste Comb Wye & 45
ORI710111	2" BL Acid Waste Male Adapter
ORI710112	2" BL Acid Waste Female Adapter
ORI710113	2" BL Acid Waste Clean Out Adaptor W/Plug
ORI710116	2" BL Acid Waste Cap
ORI710119	2" BL Acid Waste Union P-Trap
ORI710140	2" X 2" X 1-1/2" BL Acid Waste Sanitary TY
ORI710141	2" X 2 X 1-1/2" BL Acid Waste Wye
ORI710142	2" X 2" X 1-1/2" BL Acid Waste Comb Wye & 45
ORI710145	2" X 1-1/2" BL Acid Waste Bushing

3" Fittings

ORI710200	3" BL Acid Waste 45 Elbow
ORI710201	3" BL Acid Waste 90 Elbow
ORI710202	3" BL Acid Waste NH Long Sweep 90 Elbow
ORI710203	3" BL Acid Waste Sanitary TY
ORI710204	3" BL Acid Waste Clean-Out Tee W/Plug
ORI710205	3" BL Acid Waste Wye
ORI710206	3" BL Acid Waste Comb Wye & 45
ORI710212	3" BL Acid Waste Female Adapter
ORI710213	3" BL Acid Waste Clean Out Adaptor W/Plug
ORI710215	3" X 3" X 2" BL Acid Waste Sanitary TY
ORI710216	3" X 2" BL Acid Waste Wye
ORI710218	3" BL Acid Waste Cap
ORI710219	3" X 3" X 2" BL Acid Waste Comb Wye & 45
ORI710222	3" X 2" BL Acid Waste Bushing
ORI710226	3" BL Acid Waste P-Trap
ORI710235	3" BL Acid Waste Floor Drain

4" Fittings

ORI710300	4" BL Acid Waste 45 Elbow
ORI710301	4" BL Acid Waste 90 Elbow
ORI710302	4" BL Acid Waste NH Long Sweep 90 Elbow
ORI710303	4" BL Acid Waste Sanitary TY
ORI710305	4" BL Acid Waste Wye
ORI710306	4" BL Acid Waste Comb Wye & 45
ORI710311	4" BL Acid Waste Male Adapter
ORI710312	4" BL Acid Waste Female Adapter
ORI710313	4" BL Acid Waste Clean Out Adaptor W/Plug
ORI710315	4" X 2" BL Acid Waste Sanitary TY
ORI710316	4" X 2" BL Acid Waste Wye
ORI710318	4" BL Acid Waste Cap
ORI710319	4" X 4" X 2" BL Acid Waste Comb Wye & 45
ORI710322	4" X 2" BL Acid Waste Bushing
ORI710324	4" BL Acid Waste Cast Iron Hub Adapter
ORI710325	4" BL Acid Waste P-Trap
ORI710328	4" X 3" BL Acid Waste Wye
ORI710329	4" X 4" X 3" BL Acid Waste Comb Wye & 45
ORI710332	4" X 3" BL Acid Waste Bushing
ORI710338	4" BL Acid Waste Floor Drain



Sch 40 - 20' Lengths

12.20-PVCP	1/2" X 20' Sch 40 PVC Pipe P/Length
34.20-PVCP	3/4" X 20' Sch 40 PVC Pipe P/Length
1.20-PVCP	1" X 20' Sch 40 PVC Pipe P/Length
114.20-PVCP	1-1/4" X 20' Sch 40 PVC Pipe P/Length
112.20-PVCP	1-1/2" X 20' Sch 40 PVC Pipe P/Length
2.20-PVCP	2" X 20' Sch 40 PVC Pipe P/Length
212.20-PVCP	2-1/2" X 20' Sch 40 PVC Pipe P/Length
3.20-PVCP	3" X 20' Sch 40 PVC Pipe P/Length
4.20-PVCP	4" X 20' Sch 40 PVC Pipe P/Length
5.20-PVCP	5" X 20' Sch 40 PVC Pipe P/Length
6.20-PVCP	6" X 20' Sch 40 PVC Pipe P/Length
8.20-PVCP	8" X 20' Sch 40 PVC Pipe P/Length
10.20-PVCP	10" X 20' Sch 40 PVC Pipe P/Length
12-.20-PVCP	12" X 20' Sch 40 PVC Pipe P/Length
14-.20-PVCP	14" X 20' Sch 40 PVC Pipe P/Length
16-.20-PVCP	16" X 20' Sch 40 PVC Pipe P/Length

Sch 40 - 10' Lengths

12.10PVCP	1/2" X 10' Sch 40 PVC Pipe P/Length
34.10PVCP	3/4" X 10' Sch 40 PVC Pipe P/Length
1.10PVCP	1" X 10' Sch 40 PVC Pipe P/Length
114.10PVCP	1-1/4" X 10' Sch 40 PVC Pipe P/Length
112.10PVCP	1-1/2" X 10' Sch 40 PVC Pipe P/Length
2.10PVCP	2" X 10' Sch 40 PVC Pipe P/Length
212.10PVCP	2-1/2" X 10' Sch 40 PVC Pipe P/Length
3.10PVCP	3" X 10' Sch 40 PVC Pipe P/Length
4.10PVCP	4" X 10' Sch 40 PVC Pipe P/Length
5.10PVCP	5" X 10' Sch 40 PVC Pipe P/Length
6.10PVCP	6" X 10' Sch 40 PVC Pipe P/Length
8.10PVCP	8" X 10' Sch 40 PVC Pipe P/Length
10.10PVCP	10" X 10' Sch 40 PVC Pipe P/Length
12-.10PVCP	12" X 10' Sch 40 PVC Pipe P/Length
14-.10PVCP	14" X 10' Sch 40 PVC Pipe P/Length

Foam Core

112.10PVCFCP	1-1/2" X 10' PVC Foam Core Pipe P/Length
112.20-PVCFCP	1-1/2" X 20' PVC Foam Core Pipe P/Length
2.10PVCFCP	2" X 10' PVC Foam Core Pipe P/Length
2.20-PVCFCP	2" X 20' PVC Foam Core Pipe P/Length
3.10PVCFCP	3" X 10' PVC Foam Core Pipe P/Length
3.20-PVCFCP	3" X 20' PVC Foam Core Pipe P/Length
4.10PVCFCP	4" X 10' PVC Foam Core Pipe P/Length
4.20-PVCFCP	4" X 20' PVC Foam Core Pipe P/Length
6.10PVCFCP	6" X 10' PVC Foam Core Pipe P/Length
6.20-PVCFCP	6" X 20' PVC Foam Core Pipe P/Length
8.10PVCFCP	8" X 10' PVC Foam Core Pipe P/Length
8.20-PVCFCP	8" X 20' PVC Foam Core Pipe P/Length
10.20-PVCFCP	10" X 20' PVC Foam Core Pipe P/Length



43

PVC FITTINGS (SMALL DIAMETER) 1-1/2" - 6"

90° Elbows

112PVC90	P300 1-1/2" PVC Hub 90 Elbow (1/4)
2PVC90	P300 2" PVC Hub 90 Elbow (1/4)
3PVC90	P300 3" PVC Hub 90 Elbow (1/4)
4PVC90	P300 4" PVC Hub 90 Elbow (1/4)
2.112PVC90	P300R 2" X 1-1/2" PVC Hub 90 Elbow
6PVC90	P300 6" PVC Hub 90 Elbow (1/4)

90° Street Elbows

112PVCST90	P302 1-1/2" PVC Street 90 Elbow (1/4)
2PVCST90	P302 2" PVC Street 90 Elbow (1/4)
3PVCST90	P302 3" PVC Street 90 Elbow (1/4)
4PVCST90	P302 4" PVC Street 90 Elbow (1/4)
6PVCST90	P302 6" PVC Street 90 Elbow (1/4)

90° Long Sweep Elbows

112PVCLS90	P304 1-1/2" PVC Hub L/S 90 Elbow
2PVCLS90	P304 2" PVC Hub L/S 90 Elbow
3PVCLS90	P304 3" PVC Hub L/S 90 Elbow
4PVCLS90	P304 4" PVC Hub L/S 90 Elbow

90° Long Sweep Street Elbows

112PVCSTLS90	P309 1-1/2" PVC Street L/S 90 Elbow
2PVCSTLS90	P309 2" PVC Street L/S 90 Elbow
3PVCSTLS90	P309 3" PVC Street L/S 90 Elbow
4PVCSTLS90	P309 4" PVC Street L/S 90 Elbow

90° Vent Elbows

112PVCV90	P331 1-1/2" PVC Hub Vent 90 Elbow
2PVCV90	P331 2" PVC Hub Vent 90 Elbow
3PVCV90	P331 3" PVC Hub Vent 90 Elbow

90° Vent Street Elbows

112PVCSTV90	P333 1-1/2" PVC Street Vent 90 Elbow
2PVCSTV90	P333 2" PVC Street Vent 90 Elbow
3PVCSTV90	P333 3" PVC Street Vent 90 Elbow

60° Elbows

112PVC60	P319 1-1/2" PVC Hub 60 Elbow (1/6)
2PVC60	P319 2" PVC Hub 60 Elbow (1/6)
3PVC60	P319 3" PVC Hub 60 Elbow (1/6)
4PVC60	P319 4" PVC Hub 60 Elbow (1/6)

60° Street Elbows

112PVCST60	P320 1-1/2" PVC Street 60 Elbow (1/6)
2PVCST60	P320 2" PVC Street 60 Elbow (1/6)
3PVCST60	P320 3" PVC Street 60 Elbow (1/6)
4PVCST60	P320 4" PVC Street 60 Elbow (1/6)

45° Elbows

114PVC45	P321 1-1/4" PVC Hub 45 Elbow (1/8)
112PVC45	P321 1-1/2" PVC Hub 45 Elbow (1/8)
2PVC45	P321 2" PVC Hub 45 Elbow (1/8)
3PVC45	P321 3" PVC Hub 45 Elbow (1/8)
4PVC45	P321 4" PVC Hub 45 Elbow (1/8)
6PVC45	P321 6" PVC Hub 45 Elbow (1/8)

45° Street Elbows

112PVCST45	P323 1-1/2" PVC Street 45 Elbow (1/8)
2PVCST45	P323 2" PVC Street 45 Elbow (1/8)
3PVCST45	P323 3" PVC Street 45 Elbow (1/8)
4PVCST45	P323 4" PVC Street 45 Elbow (1/8)
6PVCST45	P323 6" PVC Street 45 Elbow (1/8)

WYE & 45° Combination

112PVCY45	P501 1-1/2" PVC Hub Combination Wye & 45
2PVCY45	P501 2" PVC Hub Combination Wye & 45
3PVCY45	P501 3" PVC Hub Combination Wye & 45
4PVCY45	P501 4" PVC Hub Combination Wye & 45
3.2PVCY45	P502 3"X3"X2" PVC Hub Combination Wye & 45
4.2PVCY45	P502 4"X4"X2" PVC Hub Combination Wye & 45
4.3PVCY45	P502 4"X4"X3" PVC Hub Combination Wye & 45
3.2PVCY45	P507 3"X2" PVC Hub Dbl Combination Wye & 45
4.2PVCY45	P507 4"X2" PVC Hub Dbl Combination Wye & 45
4.3PVCY45	P507 4"X3" PVC Hub Dbl Combination Wye & 45
4PVCY45	P507 4" PVC Hub Dbl Combination Wye & 45
6.3PVCY45	P504 6"X6"X3" PVC Hub Combination Wye & 45

22-1/2° Elbows

112PVC2212	P324 1-1/2" PVC Hub 22-1/2 Elbow (1/16)
2PVC2212	P324 2" PVC Hub 22-1/2 Elbow (1/16)
3PVC2212	P324 3" PVC Hub 22-1/2 Elbow (1/16)
4PVC2212	P324 4" PVC Hub 22-1/2 Elbow (1/16)



22-1/2° Street Elbow

112PVCST2212	P326 1-1/2" PVC Street 22-1/2 Elbow (1/16)
2PVCST2212	P326 2" PVC Street 22-1/2 Elbow (1/16)
3PVCST2212	P326 3" PVC Street 22-1/2 Elbow (1/16)
4PVCST2212	P326 4" PVC Street 22-1/2 Elbow (1/16)
6PVC2212	P324 6" PVC Hub 22-1/2 Elbow (1/16)
6PVCST2212	P326 6" PVC Street 22-1/2 Elbow (1/16)

WYE

114PVCY	P600 1-1/4" PVC Hub WYE
112PVCY	P600 1-1/2" PVC Hub Wye
2PVCY	P600 2" PVC Hub Wye
3PVCY	P600 3" PVC Hub Wye
4PVCY	P600 4" PVC Hub Wye
6PVCY	P600 6" PVC Hub Wye

Street WYE

112PVCSTY	P602 1-1/2" PVC Street Wye
2PVCSTY	P602 2" PVC Street Wye
3PVCSTY	P602 3" PVC Street WYE
4PVCSTY	P602 4" PVC Street Wye
3.112PVCSTY	P603 3" X 3" X 1-1/2" PVC Street Wye
3.2PVCSTY	P603 3" X 3" X 2" PVC Street Wye
4.2PVCSTY	P603 4" X 4" X 2" PVC Street Wye
4.3PVCSTY	P603 4" X 4" X 3" PVC Street Wye

WYE Reducing

2.112PVCY	P601 2" X 2" X 1-1/2" PVC Hub Wye
2.112.112PVCY	P601 2" X 1-1/2" X 1-1/2" PVC Hub Wye
2.112.2PVCY	P601 2" X 1-1/2" X 2" PVC Hub Wye
3.112PVCY	P601 3" X 3" X 1-1/2" PVC Hub Wye
3.2PVCY	P601 3" X 3" X 2" PVC Hub Wye
4.2PVCY	P601 4" X 4" X 2" PVC Hub Wye

Double WYE

112PVC DY	P611 1-1/2" PVC Hub Dbl Wye
2PVC DY	P611 2" PVC Hub Dbl WYE
3PVC DY	P611 3" PVC Hub Dbl WYE
4PVC DY	P611 4" PVC Hub Dbl WYE
6PVC DY	P611 6" PVC Hub Dbl Wye
2.112PVC DY	P612 2" X 2" X 1-1/2" X 1-1/2" PVC Hub Dbl Wye
3.112PVC DY	P612 3" X 3" X 1-1/2" X 1-1/2" PVC Hub Dbl Wye
3.2PVC DY	P612 3" X 3" X 2" X 2" PVC Hub Dbl Wye
4.2PVC DY	P612 4" X 4" X 2" X 2" PVC Hub Dbl Wye
4.3PVC DY	P612 4" X 4" X 3" X 3" PVC Hub Dbl Wye

Sanitary TY

112PVCTY	P400 1-1/2" PVC Hub San TY
2PVCTY	P400 2" PVC Hub San TY
3PVCTY	P400 3" PVC Hub San TY
4PVCTY	P400 4" PVC Hub San Ty
6PVCTY	P400 6" PVC Hub San TY

Sanitary TY Reducing

2.112PVCTY	P401 2" X 2" X 1-1/2" PVC Hub San Ty
2.112.2PVCTY	P401 2" X 1-1/2" X 2" PVC Hub San Ty
2.112.112PVCTY	P401 2" X 1-1/2" X 1-1/2" PVC Hub San Ty
3.2PVCTY	P401 3" X 3" X 2" PVC Hub San Ty
3.112PVCTY	P401 3" X 3" X 1-1/2" PVC Hub San Ty
4.2PVCTY	P401 4" X 4" X 2" PVC Hub San Ty
4.3PVCTY	P401 4" X 4" X 3" PVC Hub San Ty
4.112PVCTY	P401 4" X 4" X 1-1/2" PVC Hub San Ty
6.4PVCTY	P401 6" X 6" X 4" PVC Hub San Ty
3.112PVCTWT	P447 3" X 3" X 1-1/2" X 1-1/2" PVC Twin Ty
4.2PVCDTY	P429 4" X 4" X 2" X 2" PVC Hub Dbl San Ty
3.2PVC DRLITY	P439 3" X 3" X 2" X 2" PVC Dbl R-L Inlet Ty
3.2PVC DSITY	P438 3" X 3" X 3" X 3" X 2" PVC Hub Dbl S/I Ty
3.112PVCLITY	P416 3" X 3" X 3" X 1-1/2" PVC Hub L/I Ty
3.2PVCLITY	P416 3" X 3" X 3" X 2" PVC Hub L/I San Ty
4.2PVCLITY	P416 4" X 4" X 4" X 2" PVC Hub L/I San Ty
3.112PVCRITY	P417 3" X 3" X 3" X 1-1/2" PVC Hub R/I Ty
3.2PVCRITY	P417 3" X 3" X 3" X 2" PVC Hub R/I San Ty
4.2PVCRITY	P417 4" X 4" X 4" X 2" PVC Hub R/I San Ty
4.2PVCRLITY	P418 4" X 4" X 2" X 2" PVC Hub R-L Inlet Ty
3.2PVCRLITY	P418 3" X 3" X 2" X 2" PVC Hub R-L Inlet San Ty
112PVCDTY	P428 1-1/2" PVC Hub Dbl San Ty
2PVCDTY	P428 2" PVC Hub Dbl San Ty
3PVCDTY	P428 3" PVC Hub Dbl San Ty
4PVCDTY	P428 4" PVC Hub Dbl San Ty
2.112PVCDTY	P429 2" X 2" X 1-1/2" X 1-1/2" PVC Hub Dbl Ty
3.112PVCDTY	P429 3" X 3" X 1-1/2" X 1-1/2" PVC Hub Dbl Ty
3.2PVCDTY	P429 3" X 3" X 2" X 2" PVC Hub Dbl San Ty
4.3PVCDTY	P429 4" X 4" X 3" X 3" PVC Hub Dbl San Ty
112PVCSTTY	P403 1-1/2" PVC Street San Ty
2PVCSTTY	P403 2" PVC Street San Ty
3PVCSTTY	P403 3" PVC Street San Ty
4PVCSTTY	P403 4" PVC Street San Ty
2.112PVCSTTY	P404 2" X 2" X 1-1/2" PVC Hub Street San Ty
3.112PVCSTTY	P404 3" X 3" X 1-1/2" PVC Street San Ty
3.2PVCSTTY	P404 3" X 3" X 2" PVC Street San Ty
4.2PVCSTTY	P404 4" X 4" X 2" PVC Street San Ty



43

PVC FITTINGS (SMALL DIAMETER) 1-1/2" - 6"

Couplings

112PVCCOUP	P100 1-1/2" PVC Hub Coupling
2PVCCOUP	P100 2" PVC Hub Coupling
3PVCCOUP	P100 3" PVC Hub Coupling
4PVCCOUP	P100 4" PVC Hub COUPLING
6PVCCOUP	P100 6" PVC Hub COUPLING
2.112PVCCOUP	P102 2" X 1-1/2" PVC Hub Coupling
3.112PVCCOUP	P102 3" X 1-1/2" PVC Hub Coupling
3.2PVCCOUP	P102 3" X 2" PVC Hub Coupling
4.2PVCCOUP	P102 4" X 2" PVC Hub Coupling
4.3PVCCOUP	P102 4" X 3" PVC Hub Coupling
4.3PVCSDCOUP	P117 4" X 3" PVC Sewer & Drain Coupling
4PVCSDCOUP	P117 4" PVC Sewer & Drain Coupling
112PVCSLCOUP	P130 1-1/2" PVC Hub Slip Coupling
2PVCSLCOUP	P130 2" PVC Hub Slip Coupling
3PVCSLCOUP	P130 3" PVC Hub Slip Coupling
4PVCSLCOUP	P130 4" PVC Hub Slip Coupling
6PVCSLCOUP	P130 6" PVC Hub Slip Coupling

Bushings

112.114PVCFB	P107 1-1/2" X 1-1/4" PVC Flush Bushing
2.112PVCFB	P107 2" X 1-1/2" PVC Flush Bushing
3.112PVCFB	P107 3" X 1-1/2" PVC Flush Bushing
3.2PVCFB	P107 3" X 2" PVC Flush Bushing
4.3PVCFB	P107 4" X 3" PVC Flush Bushing
4.2PVCFB	P107 4" X 2" PVC Flush Bushing
2.112PVCFB	P108 2" X 1-1/2" PVC Female Flush Bushing
4PVCSDB	P118 4" PVC Sewer & Drain Bushing
6.4PVCFB	P107S 6" X 4" PVC Flush BUSHING

Male Adapters

114PVCMA	1-1/4" PVC Sched 40 Socket X Male Adapter
112.114PVCMA	P109 1-1/2" X 1-1/4" Male Adapter
112PVCMA	1-1/2" PVC Sched 40 Socket X Male Adapter
112PVCSTMA	P111 1-1/2" PVC St Male ADAPTER
2PVCSTMA	P111 2" PVC St Male Adapter
2PVCMA	P109 2" PVC Male ADAPTER
3PVCMA	P109 3" PVC Male ADAPTER
4PVCMA	P109 4" PVC Male ADAPTER

Return Bend

112PVCRB	P700 1-1/2" PVC Hub Return Bend
2PVCRB	P700 2" PVC Hub Return Bend
3PVCRB	P700 3" PVC Hub Return Bend
4PVCRB	P700 4" PVC Hub Return Bend

Female Adapters

112PVCFA	P101 1-1/2" PVC Female Adapter
2PVCFA	P101 2" PVC Female Adapter
3PVCFA	P101 3" PVC Female Adapter
4PVCFA	P101 4" PVC Female Adapter
6PVCFA	P101 6" PVC Female Adapter
112PVCSTFA	P105 1-1/2" PVC Female Adapter
2PVCSTFA	P105 2" PVC Street Female Adapter
3PVCSTFA	P105 3" PVC Street Female Adapter
4PVCSTFA	P105 4" PVC Street Female Adapter
6PVCSTFA	P105 6" PVC Street Female Adapter

No-Hub Adapters

112PVCNHA	P119 1-1/2" PVC No Hub Adapter
4.3PVCNHA	P119 4" X 3" PVC No Hub ADAPTER
2PVCNHA	P119 2" PVC No Hub Adapter
3PVCNHA	P119 3" PVC No Hub Adapter
4PVCNHA	P119 4" PVC No Hub Adapter

Cast Iron Adapters

2PVCCIHA	P123 2" PVC Cast Iron Hub Adapter
3PVCCIHA	P123 3" PVC Cast Iron Hub Adapter
4PVCCIHA	P123 4" PVC Cast Iron Hub Adapter
4.3PVCCIHA	P123R 4" X 3" PVC Cast Iron Hub Adapter
2.112PVCCIHA	P123R 2" X 1-1/2" PVC Cast Iron Hub Adapter
2PVCCISA	P122 2" PVC Cast Iron Spg Adapter
4PVCCISA	P122 4" PVC Cast Iron Spg Adapter

Trap Adapters (Desancos)

112PVDCD	P104X 1-1/2" Hub X SJ PVC Desanco W/CN
112PVCD	P104P 1-1/2" Hub X SJ PVC Desanco
112.114PVCD	P103P 1-1/2" X 1-1/4" Spg X SJ PVC St Desanco
112PVCDWW	P104W 1-1/2" Hub X SJ PVC Desanco W/Wshr
2PVCDSTDC	P103W 2" Spg X SJ PVC St Desanco W/PN
112PVCDSTDC	P103X 1-1/2" Spg X SJ PVC St Desanco W/CN
112PVCDSTDC	P103P 1-1/2" Spg X SJ PVC St Desanco
112.114PVCD	P104X 1-1/2" X 1-1/4" Hub X SJ PVC Desanco W/C
112.114PVCD	P104P 1-1/2" X 1-1/4" Hub X SJ PVC Desanco
112PVCDP	P104R 1-1/2" Hub X SJ PVC Desanco W/P-Nut
112.114PVCDSTDC	P103X 1-1/2" X 1-1/4" Spg X SJ PVC St Des W/CN
112.114PVCDWW	P104W 1-1/2" X 1-1/4" Hub X SJ PVC Des W/Wshr



Closet Flanges

4PVCACF	P811 4" PVC Hub Adj Closet Flange
4.3PVCACF	P811 4" X 3" PVC Hub Adj Closet Flange
4.3PVCSTACF	P812 4" X 3" PVC Street Adj Closet Flange
4PVCSTACF	P812 4" PVC Street Adj Closet Flange
4PVCKOCF	P800KO 4" PVC Hub Knockout Closet Flange
4.3PVCKOCF	P800KO 4" X 3" PVC Knockout Closet Flange
4PVCFCF	P815 4" PVC Hub Flush Closet Flange
4PVCKOFCF	P815KO 4" PVC Hub K/O Flush Closet Flange
4PVCCF	P800 4" PVC Hub Closet Flange
4.3PVCCF	P800S 4" X 3" PVC Hub Closet Flange
4.3PVCSTCF	P801 4" X 3" PVC Street Closet Flange
4.3PVCOSCF	P820 4" X 3" PVC Offset Closet Flange
4.3PVCCB	P329 4" X 3" PVC Hub Closet Bend
4.3PVCSTCB	P330 4" X 3" PVC Street Closet Bend

P-Traps

112PVCPTLCO	P706X 1-1/2" PVC Hub P-Trap Less Cleanout
112PVCUPT	P708P 1-1/2" PVC Hub Union P-Trap L/Cleanout
2PVCUPT	P708P 2" PVC Hub Union P-Trap Less Cleanout
112PVCLAPT	P711P 1-1/2" PVC Hub L.A. P-Trap Less Cleanout
2PVCPTLCO	P706X 2" PVC Hub P-Trap Less Cleanout
112PVCPTWCO	P707X 1-1/2" PVC Hub P-Trap With Cleanout
2PVCPTWCO	P707X 2" PVC Hub P-Trap With Cleanout
3PVCPTLCO	P706X 3" PVC Hub P-Trap Less Cleanout
4PVCPTLCO	P706X 4" PVC Hub P-Trap Less Cleanout

End Cleanouts

112PVCECO	P105X 1-1/2" PVC End Cleanout
2PVCECO	P105X 2" PVC End Cleanout
3PVCECO	P105X 3" PVC End Cleanout
4PVCECO	P105X 4" PVC End Cleanout
6PVCECO	P105X 6" PVC End Cleanout

Cleanout Plugs

112PVCCOP	P106 1-1/2" PVC Cleanout Plug
2PVCCOP	P106 2" PVC Cleanout Plug
3PVCCOP	P106 3" PVC Cleanout Plug
4PVCCOP	P106 4" PVC Cleanout Plug
2PVCFCOP	P110 2" PVC Flush Cleanout Plug
3PVCFCOP	P110 3" PVC Flush Cleanout Plug
4PVCFCOP	P110 4" PVC Flush Cleanout Plug
6PVCCOP	P106 6" PVC Cleanout Plug

Dandy Cleanouts

112PVCDCO	P444X 1-1/2" PVC Dandy Cleanout
2PVCDCO	P444X 2" PVC Dandy Cleanout
3PVCDCO	P444X 3" PVC Dandy Cleanout
4PVCDCO	P444X 4" PVC Dandy Cleanout

Vent Tees

112PVCVT	P441 1-1/2" PVC Hub Vent Tee
2PVCVT	P441 2" PVC Hub Vent TEE
3PVCVT	P441 3" PVC Hub Vent TEE
4PVCVT	P441 4" PVC Hub Vent Tee

Test Tees

112PVCTT	P445 1-1/2" PVC Test Tee Less Plug
2PVCTT	P445 2" PVC Test Tee Less Plug
3PVCTT	P445 3" PVC Test Tee Less Plug
4PVCTT	P445 4" PVC Test Tee Less Plug

Test Caps

112PVCTCAP	1-1/2" PVC Test Cap
2PVCTCAP	2" PVC Test Cap
3PVCTCAP	3" PVC Test Cap
4PVCTCAP	4" PVC Test Cap

Specialty Fittings

2.112PVCDFE	P500 2" X 2" X 1-1/2" X 1-1/2" PVC Dbl Fxtr Ftg
2PVCDFE	P500 2" PVC Hub Dbl Fixture Fitting
2.112.112.112PVCDFE	P500 2" X 1-1/2" Hub Dbl Fixture Fitting
3PVCDFE	P500 3" PVC Hub Dbl Fixture Fitting
3.2PVCLSLH90	P307 3" X 3" X 2" PVC Hub L/S L/H 90 Elbow
3.2PVCLSHI90	P305 3" X 3" X 2" PVC Hub L/S H/I 90 Elbow
3.112PVCLH90	P303 3" X 3" X 1-1/2" PVC Hub L/H 90 Elbow
3.2PVCLH90	P303 3" X 3" X 2" PVC Hub L/H 90 Elbow
4.2PVCLH90	P303 4" X 4" X 2" PVC Hub L/H 90 Elbow
112PVCD90	P327 1-1/2" PVC Hub Dbl 90 Elbow
2PVCD90	P327 2" PVC Hub Dbl 90 Elbow
3PVCD90	P327 3" PVC Hub Dbl 90 Elbow
2.112.112PVCD90	P327 2" X 1-1/2" X 1-1/2" Hub PVC Dbl 90
3.2PVCLSSI90	P311 3" X 3" X 2" PVC Hub L/S S/I 90 Elbow
3.112PVCSI90	P300S 3" X 3" X 1-1/2" PVC Hub S/I 90 Elbow
3.2PVCSI90	P300S 3" X 3" X 2" PVC Hub S/I 90 Elbow
3.6.112PVCDT	P720X 3" X 6" X 1-1/2" PVC Drum Trap



44

PVC FITTINGS (LARGE DIAMETER) 8" - 12"

90° Elbows

8PVCLS90	D258 8" PVC Hub 90 Elbow (1/4)
8PVCST90	D278 8" PVC Street 90 ELBOW (1/4)
10PVCLS90	D2510 10" PVC Hub 90 Elbow (1/4)
10PVCST90	D2710 10" PVC Street 90 ELBOW (1/4)
12PVCLS90	12" PVC Schedule 40 SXS Long Sweep 90 Ell
12PVCST90	D2712 12" PVC Street 90 ELBOW (1/4)

45° Elbows

8PVC45	D508SS 8" PVC 45 ELBOW (1/8)
8PVCST45	D408SS 8" PVC Street 45 ELBOW (1/8)
10PVCST45	D4010SS 10" PVC Street 45 Elbow (1/8)
10PVC45	D5010SS 10" PVC 45 ELBOW (1/8)
12PVC45	D5012SS 12" PVC 45 Elbow (1/8)
12PVCST45	D4012SS 12" PVC Street 45 Elbow (1/8)
16PVC45	D5016SS 16" PVC 45 Elbow (1/8)

WYEs

6.4PVCDY	D366-4 6" X 4" PVC Hub Double Wye
8.4PVCY	D308-4 8" X 8" X 4" PVC HUB WYE
8.6PVCDY	D368-6 8" X 6" PVC Hub Double Wye
8.6PVCY	D308-6 8" X 8" X 6" PVC HUB WYE
8PVCY	D308 8" PVC HUB WYE
10PVCY	D3010 10" PVC Hub Wye
10.4PVCY	D3010-4 10" X 10" X 4" PVC HUB WYE
10.6PVCY	D3010-6 10" X 10" X 6" PVC Hub Wye
10.8PVCY	D3010-8 10" X 10" X 8" PVC HUB WYE
12.4PVCY	D3012-4 12" X 12" X 4" PVC Hub Wye
12.6PVCY	D3012-6 12" X 12" X 6" PVC Hub Wye
12.8PVCY	D3012-8 12" X 12" X 8" PVC HUB WYE
12PVCY	D3012 12" PVC Hub WYE
16.6PVCY	D3016-6 16" X 16" X 6" PVC Hub Wye

Couplings

6.4PVCCOUP	D606-4 6" X 4" PVC Hub X Hub Coupling
8.4PVCCOUP	D608-4 8" X 4" PVC Hub X Hub Coupling
8.6PVCCOUP	D608-6 8" X 6" PVC Hub X HUB COUPLING
8PVCCOUP	D608 8" PVC Hub X Hub COUPLING
10PVCCOUP	D6010 10" PVC Hub X Hub COUPLING
10.6PVCCOUP	D6010-6 10" X 6" PVC Hub X Hub Coupling
10.8PVCCOUP	D6010-8 10" X 8" PVC Hub X Hub Coupling
12.10PVCCOUP	D6012-10 12" X 10" PVC Hub X Hub Coupling
12.8PVCCOUP	D6012-8 12" X 8" PVC Hub X Hub Coupling
12PVCCOUP	D6012 12" PVC Hub X Hub COUPLING
14PVCCOUP	D6014 14" PVC Hub X Hub COUPLING
16.12PVCCOUP	D6016-12 16" X 12" PVC Hub X Hub Coupling
16PVCCOUP	D6016 16" PVC Hub X Hub COUPLING

Bushings

10.4PVCB	D1210-4 10" X 4" PVC BUSHING
10.6PVCB	D1210-6 10" X 6" PVC BUSHING
10.8PVCB	D1210-8 10" X 8" PVC BUSHING
12.10PVCB	D1212-10 12" X 10" PVC BUSHING
12.8PVCB	D1212-8 12" X 8" PVC Bushing
8.4PVCB	D1217 8" X 4" PVC BUSHING
8.6PVCB	D1218 8" X 6" PVC BUSHING

Test Tees

6PVCDCO	D12906 6" PVC Test Tee W/Plug
8PVCDCO	D12908 8" PVC Test Tee W/Plug
10PVCDCO	D12910 10" PVC Test Tee W/Plug

End Cleanouts

10PVCECO	D95010 10" PVC End Cleanout W/Plug
12PVCECO	D95012 12" PVC END Cleanout W/Plug
8PVCECO	D9508 8" PVC END Cleanout W/Plug

Miscellaneous Fittings

12PVCCAP	D16012 12" PVC HUB CAP
6.4PVCY45	D1656-4 6" X 4" PVC Hub Comb Wye & 45 (1/8)
6PVCY45	D1656 6" PVC HUB COMB Wye & 45 (1/8)
8.4PVCTY	D158-4 8" X 4" PVC Hub Sanitary TY
8.6PVCTY	D158-6 8" X 6" PVC Hub Sanitary TY
8PVC2212	D1708 8" PVC Hub 22-1/2 Elbow (1/16)
8PVCST2212	D1718 8" PVC Hub Street 22-1/2 Elbow (1/16)
8PVCTY	D158 8" PVC Hub Sanitary TY
8PVCY45	D1658 8" PVC HUB COMB Wye & 45 (1/8)

WELD-ON SELECTION GUIDE



Choose the correct Weld-On products for your application based on the pipe diameter and material (PVC, CPVC, or ABS) being used. Refer to the following chart to find the product description on subsequent pages for further details.

NOMINAL PIPE SIZE		in																		
		1/2	3/4	1	1 1/4	1 1/2	2	2 1/2	3	4	6	8	10	12	14	24	30			
		mm																		
		20	25	32	40	50	63	75	90	110	160	200	250	315	355	600	800			
WELD-ON PVC PRODUCTS	PVC CEMENTS	REGULAR BODY	CLEAR	700 ECO™	ECO™															
			CLEAR	700																
			CLEAR	702																
			CLEAR	710																
		MEDIUM BODY	CLEAR	704†																
			CLEAR	705 ECO™	ECO™															
			CLEAR GRAY	705†	INDUSTRIAL GRADE															
			BLUE	721 ECO™†	ECO™															
			BLUE	721†																
		HEAVY BODY	GRAY	711 ECO™	ECO™															
	GRAY		711	INDUSTRIAL GRADE																
	GRAY		717 ECO™	ECO™																
	CLEAR GRAY		717																	
	EXTRA HEAVY BODY	GRAY WHITE	719	INDUSTRIAL GRADE																
	SPECIALTY CEMENTS	AQUA BLUE	725† WET'R DRY™																	
		CLEAR	727† HOT'R COLD™																	
		BLUE to CLEAR	737† TURF'N AG™																	
		CLEAR	795																	
		BLUE	795																	
	POOL & SPA CEMENTS	REGULAR BODY	CLEAR	740 ECO™ POOL REGULAR	ECO™															
CLEAR			740 POOL REGULAR																	
MEDIUM BODY		CLEAR	744 ECO™ POOL MEDIUM	ECO™																
		GRAY	744 POOL MEDIUM																	
HEAVY BODY		GRAY	746 ECO™ POOL HEAVY	ECO™																
		GRAY	746 POOL HEAVY																	
SPECIALTY PRODUCTS		BLUE to CLEAR	747 POOL R SPA™																	
		BLUE to CLEAR	748 ECO™ POOL FAST™	ECO™																
		BLUE to CLEAR	748 POOL FAST™																	
NOMINAL PIPE SIZE		in																		
		mm																		
		20	25	32	40	50	63	75	90	110	160	200	250	315	355	600	800			

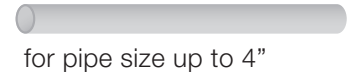


ECO™ SERIES




ALL WELD-ON PRODUCTS

REGULAR BODIED CEMENT



for pipe size up to 4"

MEDIUM BODIED CEMENT



for pipe size 3" to 6"

HEAVY BODIED CEMENT



for pipe size 6" to 12"

EXTRA HEAVY BODIED CEMENT



for pipe size 12" to 30"

WELD-ON CURE TIMES



NOMINAL PIPE SIZE			in																		
			1/2	3/4	1	1 1/4	1 1/2	2	2 1/2	3	4	6	8	10	12	14	24	30			
NOMINAL PIPE SIZE			mm																		
			20	25	32	40	50	63	75	90	110	160	200	250	315	355	600	800			
WELD-ON ADDITIONAL PRODUCTS	CPVC CEMENTS	REGULAR BODY	ORANGE	713	CTS ONLY																
		MEDIUM BODY	YELLOW	FlowGuard [†] GOLD	CTS ONLY																
		HEAVY BODY	ORANGE	714	Schedule 80/PN10, PN16																
		HEAVY BODY	GRAY		Schedule 40/PN3.2, PN4, PN6																
		HEAVY BODY	ORANGE	714ECO™	Schedule 80/PN10, PN16																
		HEAVY BODY	GRAY		ECO™																
		HEAVY BODY	ORANGE	724 [◇]	INDUSTRIAL GRADE																
		HEAVY BODY	GRAY		Schedule 80/PN10, PN16																
		EXTRA HEAVY BODY	GRAY	729	INDUSTRIAL GRADE																
		ABS	MEDIUM BODY	MILKY	771	ALL CLASSES & SCHEDULES															
MEDIUM BODY	YELLOW		Schedule 80/PN10, PN16																		
MEDIUM BODY	BLACK		773	ALL CLASSES & SCHEDULES																	
SPECIALTY	MEDIUM BODY	LIGHT AMBER	790 [*]	Schedule 80/PN10, PN16																	
	MEDIUM BODY	GREEN	794 ^{**}	ALL CLASSES & SCHEDULES EXCEPT SCHEDULE 80																	
PRIMERS & CLEANERS	P-68 ECO™ PRIMER	PURPLE	P-68 ECO™ PRIMER	ECO™																	
		CLEAR		Schedule 80/PN10, PN16																	
		PURPLE		P-70	INDUSTRIAL GRADE																
		CLEAR			Schedule 80/PN10, PN16																
		AQUA BLUE		P-75	Schedule 80/PN10, PN16																
		PURPLE		PC-64 Primer-Conditioner	Schedule 80/PN10, PN16																
CLEAR	Schedule 80/PN10, PN16																				
		CLEAR	C-65 Cleaner	Schedule 80/PN10, PN16																	

PIPE FORMAT

- Schedule 40/PN3.2, PN4, PN6
- Schedule 80/PN10, PN16

† Can be used without a primer on non-pressure systems with fittings having an interference fit (unless primer required by local code).

◇ For CPVC and PVC Chemical Piping Systems

♠ FlowGuard Gold® is a registered trademark of the Lubrizol Corp.

* PVC and CPVC

** ABS to PVC Transition Joints

CTS Copper Tube Size



WELD-ON CURE TIMES



AVERAGE INITIAL SET SCHEDULE FOR WELD-ON® PVC/CPVC SOLVENT CEMENTS**					
Temperature Range	Pipe Sizes ½" to 1¼" 20mm to 40mm	Pipe Sizes 1½" to 2" 50mm to 63mm	Pipe Sizes 2½" to 8" 75mm to 200mm	Pipe Sizes 10" to 15" 250mm to 380mm	Pipe Sizes 15"+ 380mm +
60°-100°F/16°-38°C	2 minutes	5 minutes	30 minutes	2 hours	4 hours
40°-60°F/5°-16°C	5 minutes	10 minutes	2 hours	8 hours	16 hours
0°-40°F/-18°-5°C	10 minutes	15 minutes	12 hours	24 hours	48 hours

Note - Initial set schedule is the necessary time to allow before the joint can be carefully handled. In damp or humid weather allow 50% more set time.

AVERAGE JOINT CURE SCHEDULE FOR WELD-ON PVC/CPVC SOLVENT CEMENTS**								
Relative Humidity 60% or Less	Pipe Sizes ½" to 1¼" 20mm to 40mm		Pipe Sizes 1½" to 2" 50mm to 63mm		Pipe Sizes 2½" to 8" 75mm to 200mm		Pipe Sizes 10" to 15" 250mm to 380mm	Pipe Sizes 15"+ 380mm +
Temperature range during assembly and cure periods	up to 160 psi / 11 Bar	160 to 370 psi / 11 to 26 Bar	up to 160 psi / 11 Bar	160 to 315 psi / 11 to 22 Bar	up to 160 psi / 11 Bar	160 to 315 psi / 11 to 22 Bar	up to 100 psi / 7 Bar	up to 100 psi / 7 Bar
60°-100°F/16°-38°C	15 min	6 hrs	30 min	12 hrs	1½ hrs	24 hrs	48 hrs	72 hrs
40°-60°F/5°-16°C	20 min	12 hrs	45 min	24 hrs	4 hrs	48 hrs	96 hrs	6 days
0°-40°F/-18°-5°C	30 min	48 hrs	1 hour	96 hrs	72 hrs	8 days	8 days	14 days

Note - Joint cure schedule is the necessary time to allow before pressurizing system. In damp or humid weather allow 50% more cure time.

** These figures are estimates based on testing done under laboratory conditions. Field working conditions can vary significantly. This chart should be used as a general reference only.

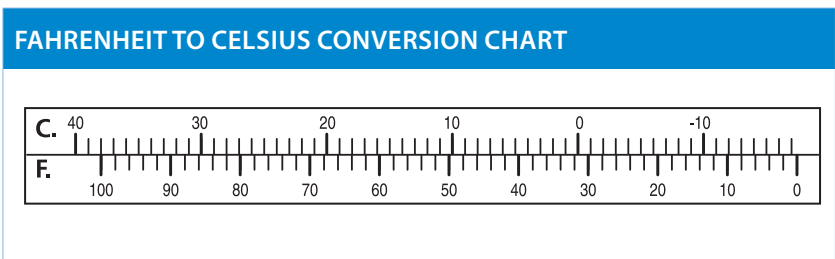
AVERAGE NUMBER OF JOINTS/QUART (1Kg) OF WELD-ON CEMENT*													
Pipe Diameters	½" 20mm	¾" 25mm	1" 32mm	1½" 50mm	2" 63mm	3" 90mm	4" 110mm	6" 160mm	8" 200mm	10" 250mm	12" 315mm	15" 380mm	18" 450mm
Number of Joints	300	200	125	90	60	40	30	10	5	2-3	1-2	¾	½

Note - For Primer: Double the number of joints shown for cement.

* These figures are estimates based on our laboratory tests. Due to the many variables in the field, these figures should be used as a general guide only. **Note: 1 Joint = 1 Socket**

PIPE SIZE EQUIVALENT CHART - INCHES/MILLIMETERS																	
in.	½"	¾"	1"	1¼"	1½"	2"	2½"	3"	4"	6"	8"	10"	12"	14"	18"	24"	30"
mm.	20	25	32	40	50	63	75	90	110	160	200	250	315	355	450	600	800

PRODUCT SHELF LIFE	
Weld-On Products	Shelf-life
Primers / Cleaners	3 years
PVC Solvent Cement	3 years
CPVC Solvent Cement	2 years





45

SEWER & DRAINAGE PIPE AND FITTINGS

SDR35 Pipe Lengths

4.10SDR35PERSWP	4" X 10' SDR-35 Perf Pipe Solvent BE P/Length
4.10SDR35SOLSWP	4" X 10' SDR-35 Solid Pipe Solvent BE P/Length (Bell End)
4.13-SDR35P	4" X 13' SDR-35 Gasketed P/Length
6.13-SDR35P	6" X 13' SDR-35 Gasketed P/Length
8.13-SDR35P	8" X 13' SDR-35 Gasketed P/Length
10.13-SDR35P	10" X 13' SDR-35 Gasketed P/Length

SDR35 22-1/2° Elbows

4SDR352212	117-0004 4" SDR35 HUB 22-1/2 ELBOW (1/16)
6SDR352212	117-0006 6" SDR35 HUB 22-1/2 ELBOW (1/16)
8SDR352212	117-0008 8" SDR35 HUB 22-1/2 ELBOW (1/16)
4SDR35ST2212	118-0004 4" SDR35 ST 22-1/2 ELBOW (1/16)
6SDR35ST2212	118-0006 6" SDR35 ST 22-1/2 ELBOW (1/16)

SDR35 45° Elbows

4SDR3545	121-0004 4" SDR35 HUB 45 ELBOW (1/8)
6SDR3545	121-0006 6" SDR35 HUB 45 ELBOW (1/8)
8SDR3545	121-0008 8" SDR35 HUB 45 ELBOW (1/8)
4SDR35ST45	122-0004 4" SDR35 ST 45 ELBOW (1/8)
6SDR35ST45	122-0006 6" SDR35 ST 45 ELBOW (1/8)

SDR35 90° Elbows

4SDR35LS90	123-0004 4" SDR35 HUB L/S 90 ELBOW (1/4)
6SDR3590	123-0006 6" SDR35 HUB 90 ELBOW (1/4)
8SDR3590	123-0008 8" SDR35 HUB 90 ELBOW (1/4)
6SDR35ST90	124-0006 6" SDR35 ST 90 ELBOW (1/4)

SDR35 Couplings & Bushings

4SDR35COUP	105-0004 4" SDR35 COUPLING
6SDR35COUP	105-0006 6" SDR35 COUPLING
6.4SDR35COUP	109-0046 6" X 4" SDR35 COUPLING
6.4SDR35FB	110-0064 6" X 4" SDR35 FLUSH BUSHING



SDR35 Tees, TYs, & WYEs

6.4SDR35SY	101-0064 6" X 4" SDR35 SADDLE WYE
4SDR35T	103-0044 4" SDR35 HUB TEE
6.4SDR35T	103-0064 6" X 6" X 4" SDR35 HUB TEE
6SDR35T	103-0066 6" SDR35 HUB TEE
4SDR35Y	107-0044 4" SDR35 HUB WYE
6.4SDR35Y	107-0064 6" X 6" X 4" SDR35 HUB WYE
6SDR35Y	107-0066 6" SDR35 HUB WYE
6SDR35STY	108-0066 6" SDR35 ST Wye
4SDR35TY	113-0044 4" SDR35 HUB TY
6.4SDR35TY	113-0064 6" X 6" X 4" SDR35 HUB TY
6SDR35TY	113-0066 6" SDR35 Hub TY
4SDR35STTY	114-0044 4" SDR35 ST TY

SDR35 Adapters

4SDR35DWVA	230-0004 4" SDR35 DWV HUB ADAPTER
------------	-----------------------------------

S&D White Pipe Lengths

4.10SD2729PERF	4" X 10' S&D Pipe BE Perforated P/Length
4.10SD2729SOL	4" X 10' S&D Pipe BE Solid P/Length
4SDPERF	4" X 10' ADS 3000 S&D Perf HDPE Pipe P/Length
4SDSOL	4" X 10' ADS 3000 S&D Solid HDPE Per Length
6SDSOL	6" X 10' Co-Ex S&D Solid HDPE Pipe P/Length
6SDPERF	6" X 10' Co-Ex S&D Perf HDPE Pipe P/Length

S&D Pipe Coils

4.100-SWPDP	4 X 100FT SGL WALL REG PERF DRAIN PIPE BY COIL
4.100-SWPDPWS	4 X 100FT SGL WALL REG PERF DRAIN PIPE W/SOCK
4.100-SWSDP	4 X 100FT SGL WALL REG SOLID DRAIN PIPE BY COIL
4.250-SWPDP	4 X 250FT SGL WALL REG PERF DRAIN PIPE BY COIL
4.250-SWPDPWS	4 X 250FT SGL WALL REG PERF DRAIN PIPE W/ SOCK
4.250-SWSDP	4 X 250FT SGL WALL REG SOLID DRAIN PIPE BY COIL
6.100-SWPDP	6 X 100FT SGL WALL REG PERF DRAIN PIPE BY COIL
6.100-SWSDP	6 X 100FT SGL WALL REG SOLID DRAIN PIPE BY COIL

S&D Down Spout Adapters

2.3.4SDDSA	291-0234 2" X 3" X 4" S&D DWN SPT ADAPTER
3.4.4SDDSA	291-0344 3" X 4" X 4" S&D DWN SPT ADAPTER
2.3.4SDFDSA	292-0234 2" X 3" X 4" S&D FLUSH DWN SPT ADAPTR
4.6.6SDFDSA	292-0466 4" X 6" X 6" S&D FLUSH DWN SPT ADAPTR



45

SEWER & DRAINAGE PIPE AND FITTINGS

S&D Elbows

4SD2212	217-0004 4" S&D HUB 22-1/2 ELBOW (1/16)
6SD2212	217-0006 6" S&D HUB 22-1/2 ELBOW (1/16)
4SDST2212	218-0004 4" S&D ST 22-1/2 ELBOW (1/16)
4SD45	221-0004 4" S&D HUB 45 ELBOW (1/8)
6SD45	221-0006 6" S&D HUB 45 ELBOW (1/8)
4SDST45	222-0004 4" S&D ST 45 ELBOW (1/8)
4SDLS90	223-0004 4" S&D HUB L/S 90 ELBOW (1/4)
6SD90	223-0006 6" S&D HUB 90 ELBOW (1/4)
4SD90	223-00S4 4" S&D HUB 90 ELBOW (1/4)
4SDSTLS90	224-0004 4" S&D HUB L/S 90 ELBOW (1/4)

S&D Couplings

4SDCOUP	205-0004 4" S&D Coupling
6SDCOUP	205-0006 6" S&D Coupling
6.4SDCOUP	209-0046 6" X 4" S&D COUPLING

S&D Caps and Plugs

4SDCAP	211-0004 4" S&D Cap
6SDCAP	211-0006 6" S&D Cap
4SDPLG	228-0004 4" S&D Plug

S&D Tees, TYs, & WYEs

4SDT	203-0044 4" S&D Hub Tee
6.4SDT	203-0064 6" X 6" X 4" S&D HUB TEE
6SDT	203-0066 6" S&D Hub Tee
4SDY	207-0044 4" S&D Hub Wye
6.4SDY	207-0064 6" X 6" X 4" S&D HUB WYE
6SDY	207-0066 6" S&D Hub Wye
4SDTY	213-0044 4" S&D Hub TY
6SDTY	213-0066 6" S&D Hub TY
4SDCROSS	226-0044 4" S&D HUB CROSS

S&D Adapters

4SDFA	227-0004 4" S&D FEMALE ADAPTER
4SDSTFA	229-0004 4" S&D ST FEMALE ADAPTER
4SDDWVA	231-0004 4" S&D DWV HUB ADAPTER



HDPE Corrugated Pipe Lengths

8.20-SWSDP	8 X 20FT SGL WALL REG SOLID DRAIN PIPE BY LGTH
10.20-DWSDP	10 X 20FT DW IB ST AASHT SOLID DRAIN PIPE BY LGTH
12-.20-DWSDP	12 X 20FT DW IB ST AASHT SOLID DRAIN PIPE BT LGTH
12-.20-SWSDP	12 X 20FT SGL WALL REG SOLID DRAIN PIPE BY LGTH
15-.20-DWSDP	15 X 20FT DW IB ST AASHT SOLID DRAIN PIPE BY LGTH
15-.20-SWSDP	15 X 20FT SGL WALL REG SOLID DRAIN PIPE BY LGTH
18-.20-DWSDP	18 X 20FT DW IB ST AASHT SOLID DRAIN PIPE BY LGTH

Electrical Conduit - PVC Schedule 40

3.10PVCEC	3" X 10' SCH 40 PVC Electrical Conduit
4.10PVCEC	4" X 10' SCH 40 PVC Electrical Conduit
1.10PVCEC	1" X 10' SCH 40 PVC Electrical Conduit
2.10PVCEC	2" X 10' SCH 40 PVC Electrical Conduit
34.10PVCEC	3/4" X 10' SCH 40 PVC Electrical Conduit



46

SDR35 FITTINGS

22-1/2° Elbows

4SDR352212	117-0004 4" SDR35 HUB 22-1/2 ELBOW (1/16)
6SDR352212	117-0006 6" SDR35 HUB 22-1/2 ELBOW (1/16)
8SDR352212	117-0008 8" SDR35 HUB 22-1/2 ELBOW (1/16)
4SDR35ST2212	118-0004 4" SDR35 ST 22-1/2 ELBOW (1/16)
6SDR35ST2212	118-0006 6" SDR35 ST 22-1/2 ELBOW (1/16)
8SDR35ST2212	118-0008 8" SDR35 ST 22-1/2 ELBOW (1/16)

45° and Street 45° Elbows

4SDR3545	121-0004 4" SDR35 HUB 45 ELBOW (1/8)
6SDR3545	121-0006 6" SDR35 HUB 45 ELBOW (1/8)
8SDR3545	121-0008 8" SDR35 HUB 45 ELBOW (1/8)
10SDR3545	121-0010 10" SDR35 HUB 45 ELBOW (1/8)
12SDR3545	121-0012 12" SDR35 HUB 45 ELBOW (1/8)
4SDR35ST45	122-0004 4" SDR35 ST 45 ELBOW (1/8)
6SDR35ST45	122-0006 6" SDR35 ST 45 ELBOW (1/8)
8SDR35ST45	122-0008 8" SDR35 ST 45 ELBOW (1/8)

90° Elbows

4SDLS90	223-0004 4" S&D HUB L/S 90 ELBOW (1/4)
4SDR35LS90	123-0004 4" SDR35 HUB L/S 90 ELBOW (1/4)
6SDR3590	123-0006 6" SDR35 HUB 90 ELBOW (1/4)
8SDR3590	123-0008 8" SDR35 HUB 90 ELBOW (1/4)
10SDR3590	123-0010 10" SDR35 HUB 90 ELBOW (1/4)
4SDR35STLS90	124-0004 4" SDR35 ST L/S 90 ELBOW (1/4)
6SDR35ST90	124-0006 6" SDR35 ST 90 ELBOW (1/4)
8SDR35ST90	124-0008 8" SDR35 ST 90 ELBOW (1/4)

Couplings

4SDR35COUP	105-0004 4" SDR35 COUPLING
6SDR35COUP	105-0006 6" SDR35 COUPLING
8SDR35COUP	105-0008 8" SDR35 COUPLING
4SDR35SLCOUP	106-0004 4" SDR35 SLIP COUPLING
6.4SDR35ECOUP	109-0046ECC 6" X 4" SDR35 ECC COUPLING

Bushings

6.4SDR35FB	110-0064 6" X 4" SDR35 FLUSH BUSHING
6.4SDR35EB	110-0064ECC 6" X 4" SDR35 ECC BUSHING
8.4SDR35FB	110-0084 8" X 4" SDR35 FLUSH BUSHING
8.6SDR35FB	110-0086 8" X 6" SDR35 FLUSH BUSHING
10.8SDR35FB	110-0108 10" X 8" SDR35 FLUSH BUSHING
12.8SDR35FB	110-0128 12" X 8" SDR35 FLUSH BUSHING
12.10SDR35FB	110-1210 12" X 10" SDR35 FLUSH BUSHING

Tees

4SDR35T	103-0044 4" SDR35 HUB TEE
6.4SDR35T	103-0064 6" X 6" X 4" SDR35 HUB TEE
6SDR35T	103-0066 6" SDR35 HUB TEE
8.4SDR35T	103-0084 8" X 8" X 4" SDR35 HUB TEE
8.6SDR35T	103-0086 8" X 8" X 6" SDR35 HUB TEE
8SDR35T	103-0088 8" SDR35 HUB TEE
10SDR35T	103-1010 10" SDR35 HUB TEE
12SDR35T	103-1212 12" SDR35 HUB TEE

WYE, Street WYE, & Double WYE

4SDR35Y	107-0044 4" SDR35 HUB WYE
6.4SDR35Y	107-0064 6" X 6" X 4" SDR35 HUB WYE
6SDR35Y	107-0066 6" SDR35 HUB WYE
8.4SDR35Y	107-0084 8" X 8" X 4" SDR35 HUB WYE
8.6SDR35Y	107-0086 8" X 8" X 6" SDR35 HUB WYE
8SDR35Y	107-0088 8" SDR35 HUB WYE
12.6SDR35Y	107-0126 12" X 6" SDR35 HUB WYE
10SDR35Y	107-1010 10" SDR35 HUB WYE
12SDR35Y	107-1212 12" SDR35 HUB WYE
4SDR35STY	108-0044 4" SDR35 ST WYE
6.4SDR35STY	108-0064 6" X 6" X 4" SDR35 ST WYE
6SDR35STY	108-0066 6" SDR35 ST WYE
6.4SDR35DY	115-0064 6" X 6" X 4" X 4" SDR35 DBL WYE

TYs

4SDR35TY	113-0044 4" SDR35 HUB TY
6.4SDR35TY	113-0064 6" X 6" X 4" SDR35 HUB TY
6SDR35TY	113-0066 6" SDR35 HUB TY
8.4SDR35TY	113-0084 8" X 4" SDR35 HUB TY
8.6SDR35TY	113-0086 8" X 6" SDR35 HUB TY
8SDR35TY	113-0088 8" SDR35 HUB TY
4SDR35STTY	114-0044 4" SDR35 ST TY
6SDR35STTY	114-0066 6" SDR35 ST TY
8.6SDR35STTY	114-0086 8" X 8" X 6" SDR35 ST TY

Caps

4SDR35CAP	111-0004 4" SDR35 CAP
6SDR35CAP	111-0006 6" SDR35 CAP
8SDR35CAP	111-0008 8" SDR35 CAP
10SDR35CAP	111-0010 10" SDR35 CAP



Plugs

4SDR35PLG	112-0004 4" SDR35 PLUG
6SDR35PLG	112-0006 6" SDR35 PLUG
8SDR35PLG	112-0008 8" SDR35 PLUG
10SDR35PLG	112-0010 10" SDR35 PLUG
12SDR35PLG	112-0012 12" SDR35 PLUG

Hub Adapters

4SDR35DWVA	230-0004 4" SDR35 DWV HUB ADAPTER
6SDR35DWVA	230-0006 6" SDR35 DWV HUB ADAPTER

Saddle Fittings

6.4SDR35SY	101-0064 6" X 4" SDR35 SADDLE WYE
8.4SDR35SY	101-0084 8" X 4" SDR35 SADDLE WYE
8.6SDR35SY	101-0086 8" X 6" SDR35 SADDLE WYE
6.4SDR35ST	102-0064 6" X 4" SDR35 SADDLE TEE
8.4SDR35ST	102-0084 8" X 4" SDR35 SADDLE TEE
8.6SDR35ST	102-0086 8" X 6" SDR35 SADDLE TEE



47

SEWER AND DRAIN FITTINGS

22-1/2° Elbows

4SD2212	217-0004 4" S&D HUB 22-1/2 ELBOW (1/16)
6SD2212	217-0006 6" S&D HUB 22-1/2 ELBOW (1/16)
4SDST2212	218-0004 4" S&D ST 22-1/2 ELBOW (1/16)
6SDST2212	218-0006 6" S&D ST 22-1/2 ELBOW (1/16)

45° Elbows

4SD45	221-0004 4" S&D HUB 45 ELBOW (1/8)
6SD45	221-0006 6" S&D HUB 45 ELBOW (1/8)
4SDST45	222-0004 4" S&D ST 45 ELBOW (1/8)

90° Elbows

6SD90	223-0006 6" S&D HUB 90 ELBOW (1/4)
4SD90	223-00S4 4" S&D HUB 90 ELBOW (1/4)
4SDSTLS90	224-0004 4" S&D HUB L/S 90 ELBOW (1/4)
6SDST90	224-0006 6" S&D ST 90 ELBOW (1/4)

Couplings

4SDCOUP	205-0004 4" S&D COUPLING
6SDCOUP	205-0006 6" S&D COUPLING
6.4SDCOUP	209-0046 6" X 4" S&D COUPLING

Tees, WYEs, & TYs

4SDT	203-0044 4" S&D HUB TEE
6.4SDT	203-0064 6" X 6" X 4" S&D HUB TEE
6SDT	203-0066 6" S&D HUB TEE
4SDY	207-0044 4" S&D HUB WYE
6.4SDY	207-0064 6" X 6" X 4" S&D HUB WYE
6SDY	207-0066 6" S&D HUB WYE
4SDTY	213-0044 4" S&D HUB TY
6SDTY	213-0066 6" S&D HUB TY
4SDCROSS	226-0044 4" S&D HUB CROSS

Caps

4SDCAP	211-0004 4" S&D CAP
6SDCAP	211-0006 6" S&D CAP
4SDPLG	228-0004 4" S&D PLUG

Adapters

4SDDWVA	231-0004 4" S&D DWV HUB ADAPTER
2.3.4SDDSA	291-0234 2" X 3" X 4" S&D DWN SPT ADAPTER
3.4.4SDDSA	291-0344 3" X 4" X 4" S&D DWN SPT ADAPTER
2.3.4SDFDSA	292-0234 2" X 3" X 4" S&D FLUSH DWN SPT ADAPTER
4.6.6SDFDSA	292-0466 4" X 6" X 6" S&D FLUSH DWN SPT ADAPTER
4SDFA	227-0004 4" S&D FEMALE ADAPTER
4SDSTFA	229-0004 4" S&D ST FEMALE ADAPTER
6SDSTFA	229-0006 6" S&D ST FEMALE ADAPTER



COPPER TUBING HANGERS

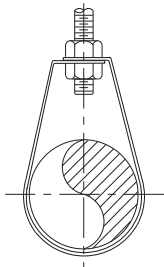


Figure 1A CT
Copper Tubing
Band Hanger

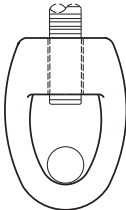


Figure 12CT
Eye Socket

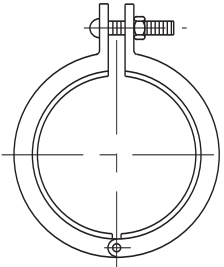


Figure 34CT
Hinge Hanger for
Copper Tubing



Figure 38CT
Hanger Adjuster

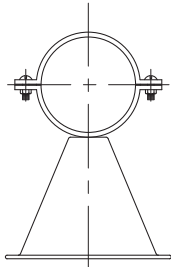


Figure 66CT
Stamped Steel
Hanger

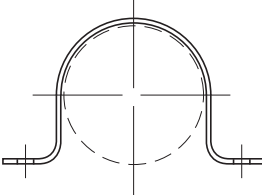


Figure 72CT
Copper Tubing
Pipe Clip

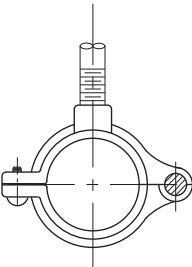


Figure 81CT, 81SCT
Copper Extension
Ring Hanger

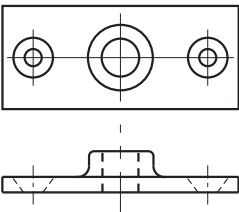


Figure 85CT, 85SCT
Single Plate

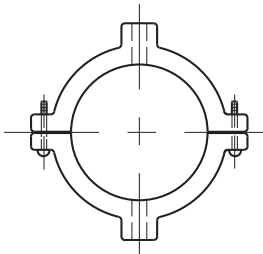


Figure 90CT
Split Ring Hanger,
Double Tapping

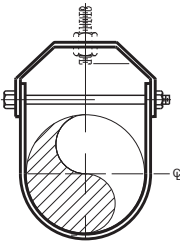


Figure 100CT
Copper Clevis
Hanger

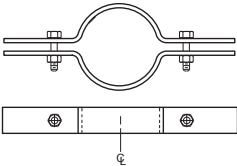


Figure 126CT
Copper Riser Clamp

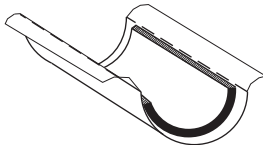


Figure 365 CVB
Copper Tubing
Insulation Shield

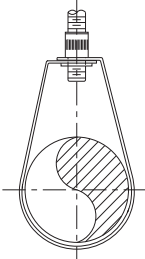


Figure 800CT
Copper Tubing
Swivel Ring



PIPE ATTACHMENTS

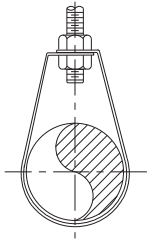


Figure 1A
Band Hanger

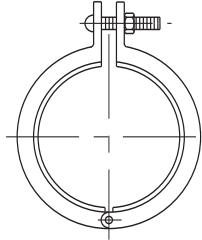


Figure 34
Hinge Hanger

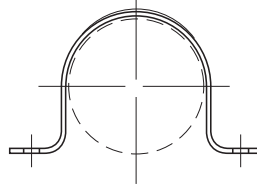
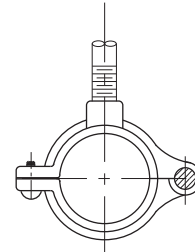


Figure 72
Pipe Clip



**Figures 81, 81BRT,
81PT, 81SG**
Extension Ring
Hanger

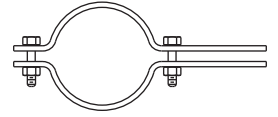
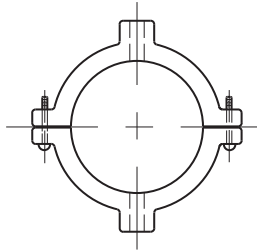
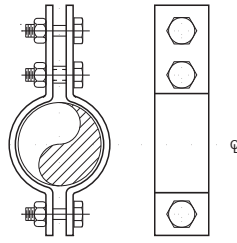


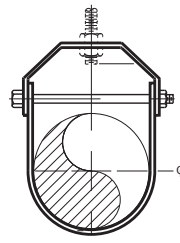
Figure 89
Riser Clamp



Figures 90, 90PT
Split Ring Hanger,
Double Tapping



Figures 91, 91Z
Heavy Duty Three
Bolt Pipe Clamp



Figures 100, 100SS
Clevis Hanger

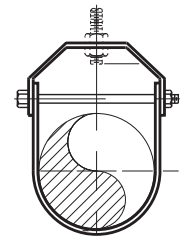


Figure 100DI
Clevis Hanger for
Ductile Iron Pipe

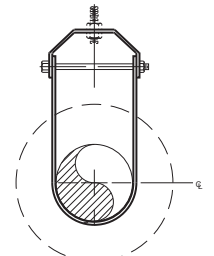


Figure 100EL
Elongated
Clevis Hanger

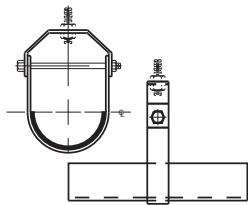


Figure 100SH
Refrigeration
Hanger and Shield

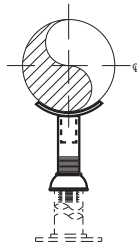


Figure 101
Adjustable
Pipe Support

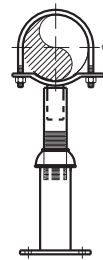


Figure 101U
Adjustable
Floor Support

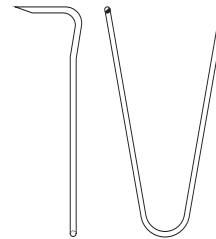


Figure 111
Wire Pipe Hook

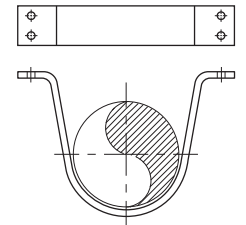


Figure 114
Short Clip

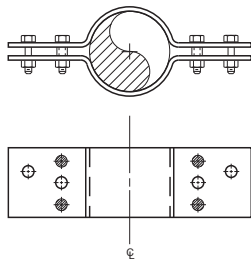


Figure 124
Riser Clamp

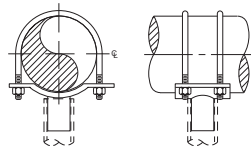


Figure 125
Pipe Saddle
with Yoke

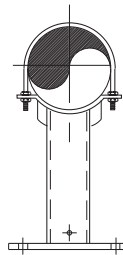


Figure 125SP
Floor Support

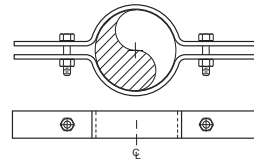


Figure 126
Extension
Riser Clamp

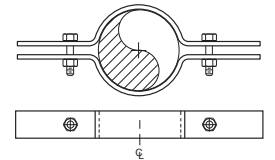


Figure 126LD
Plastic Pipe
Riser Clamp



PVC Coated Attachments

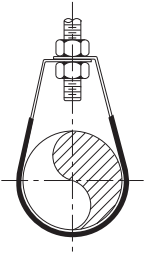


Figure 1A PVC PVC Band Hanger

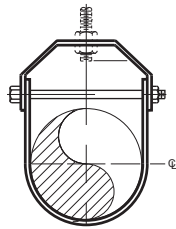


Figure 100PVC PVC Clevis Hanger

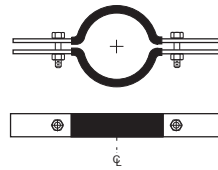


Figure 126PVC PVC Coated Riser Clamp

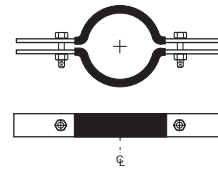


Figure 126LD PVC Plastic Pipe Riser Clamp

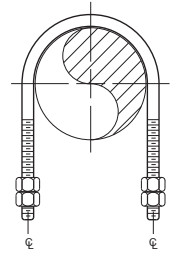


Figure 283PVC PVC Coated Standard U-Bolt

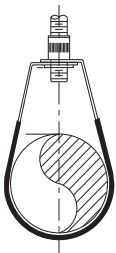


Figure 800PVC PVC Coated Adjustable Swivel Ring

C-CLAMPS

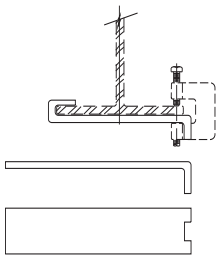
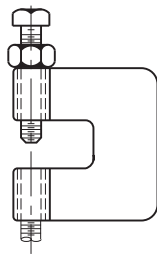


Figure 22 C-Clamp Retaining Clip



Figures 47, 47SS C-Clamp with Locking Nut

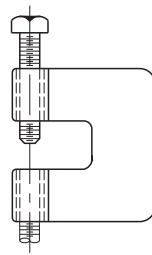


Figure 238 C-Clamp without Locking Nut

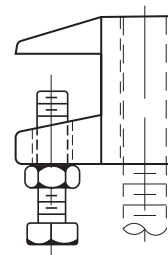


Figure 192 Top Beam Clamp with Locking Nut

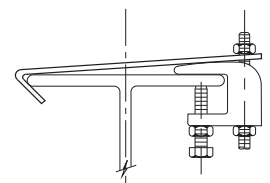


Figure 192RS Top Beam Clamp Retaining Clip

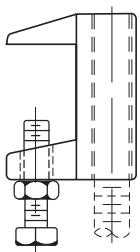


Figure 192W Wide Mouth Top Beam Clamp

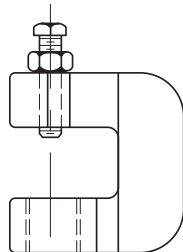


Figure 196 C-Clamp with Locking Nut

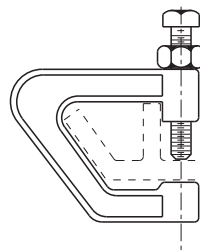


Figure 290 Purlin Clamp



PIPE ATTACHMENTS

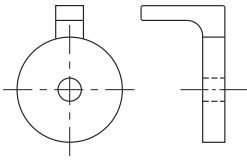


Figure 258
Underground Socket
Clamp Washer

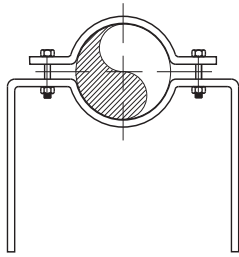


Figure 267
Extended Offset
Pipe Clamp

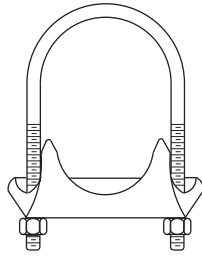
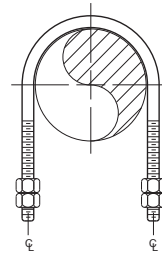


Figure 282
Right Angle
Beam Clamp



Figures 283, 283SS
Standard U-Bolt

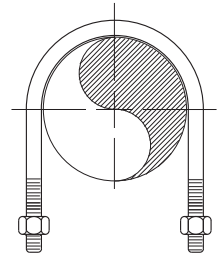


Figure 283L
Light Duty U-bolt

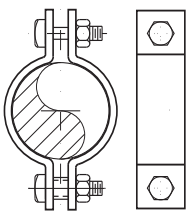


Figure 298
Heavy Duty Two
Bolt Pipe Clamp

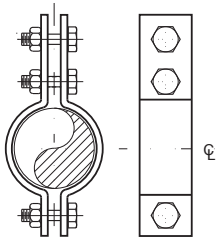


Figure 304
Three Bolt
Pipe Clamp

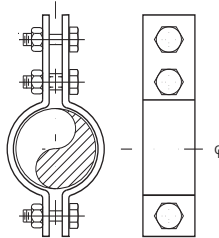


Figure 304Z
Alloy Three Bolt
Pipe Clamp

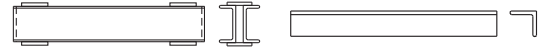


Figure 371
Back-to-Back
Channel Assembly




Figure 374
Angle Iron Support

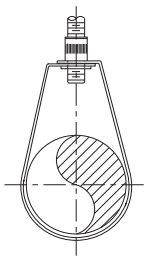


Figure 800
Adjustable
Swivel Ring

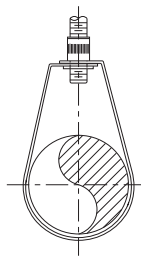


Figure 800FP
NFPA Swivel Ring

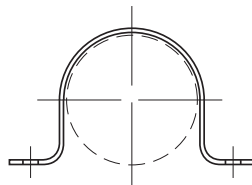


Figure C1108
Pipe Strap



Figure DWV
Drain, Waste,
Vent Clamp

PIPE ROLLS

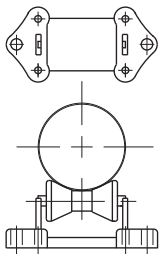


Figure 17
Chair and Roll

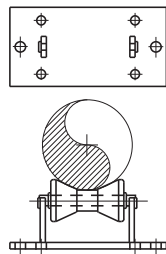


Figure 39
Chair and Roll

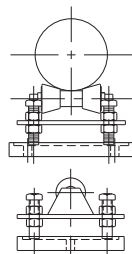


Figure 40
Adjustable Chair
and Roll

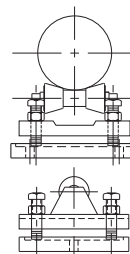


Figure 53
Adjustable Chair
and Roll

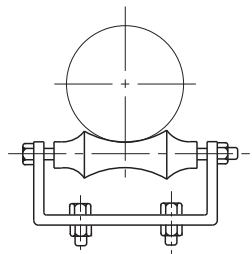


Figure 54
Roller Chair



Black Clevis Hangers

12BCH	1/2" Black Clevis Hanger
34BCH	3/4" Black Clevis Hanger
1BCH	1" Black Clevis Hanger
114BCH	1-1/4" Black Clevis Hanger
112BCH	1-1/2" Black Clevis Hanger
2BCH	2" Black Clevis Hanger
212BCH	2-1/2" Black Clevis Hanger
3BCH	3" Black Clevis Hanger
312BCH	3-1/2" Black Clevis Hanger
4BCH	4" Black Clevis Hanger
5BCH	5" Black Clevis Hanger
6BCH	6" Black Clevis Hanger
8BCH	8" Black Clevis Hanger
10BCH	10" Black Clevis Hanger
12-BCH	12" Black Clevis Hanger
14-BCH	14" Black Clevis Hanger
16-BCH	16" Black Clevis Hanger

Galvanized Clevis Hanger

12GCH	1/2" Galvanized Clevis Hanger
34GCH	3/4" Galvanized Clevis Hanger
1GCH	1" Galvanized Clevis Hanger
114GCH	1-1/4" Galvanized Clevis Hanger
112GCH	1-1/2" Galvanized Clevis Hanger
2GCH	2" Galvanized Clevis Hanger
4GCH	4" Galvanized Clevis Hanger
212GCH	2-1/2" Galvanized Clevis Hanger
3GCH	3" Galvanized Clevis Hanger
5GCH	5" Galvanized Clevis Hanger
6GCH	6" Galvanized Clevis Hanger
8GCH	8" Galvanized Clevis Hanger
10GCH	10" Galvanized Clevis Hanger
12-GCH	12" Galvanized Clevis Hanger

Copper Clevis Hangers

12CCH	1/2" Copper Clevis Hanger
34CCH	3/4" Copper Clevis Hanger
1CCH	1" Copper Clevis Hanger
114CCH	1-1/4" Copper Clevis Hanger
112CCH	1-1/2" Copper Clevis Hanger
2CCH	2" Copper Clevis Hanger
212CCH	2-1/2" Copper Clevis Hanger
3CCH	3" Copper Clevis Hanger
312CCH	3-1/2" Copper Clevis Hanger
4CCH	4" Copper Clevis Hanger
5CCH	5" Copper Clevis Hanger
6CCH	6" Copper Clevis Hanger

Rod-1 Roll Hangers

4R1RH	4" Rod-1 Roll Hanger (140)
5R1RH	5" Rod-1 Roll Hanger (140)
6R1RH	6" Rod-1 Roll Hanger (140)
8R1RH	8" Rod-1 Roll Hanger (140)
10R1RH	10" Rod-1 Roll Hanger (140)
12R1RH	12" Rod-1 Roll Hanger (140)
14R1RH	14" Rod-1 Roll Hanger (140)

Rod-2 Roll Hangers

212R2RH	2-1/2" Rod-2 Roll Hanger (142)
3R2RH	3" Rod-2 Roll Hanger (142)
4R2RH	4" Rod-2 Roll Hanger (142)
8R2RH	8" Rod-2 Roll Hanger (142)
10R2RH	10" Rod-2 Roll Hanger (142)
12R2RH	12" Rod-2 Roll Hanger (142)
16R2RH	16" Rod-2 Roll Hanger (142)
18R2RH	18" Rod-2 Roll Hanger (142)



48 HANGERS

Black Band Hangers

12B1A	1/2" Black Band Hanger
34B1A	3/4" Black Band Hanger
1B1A	1" Black Band Hanger
114B1A	1-1/4" Black Band Hanger
112B1A	1-1/2" Black Band Hanger
2B1A	2" Black Band Hanger
212B1A	2-1/2" Black Band Hanger
3B1A	3" Black Band Hanger
312B1A	3-1/2" Black Band Hanger
4B1A	4" Black Band Hanger
5B1A	5" Black Band Hanger
6B1A	6" Black Band Hanger
8B1A	8" Black Band Hanger

Copper Band Hangers

12C1A	1/2" Copper Band Hanger
34C1A	3/4" Copper Band Hanger
1C1A	1" Copper Band Hanger
114C1A	1-1/4" Copper Band Hanger
112C1A	1-1/2" Copper Band Hanger
2C1A	2" Copper Band Hanger
212C1A	2-1/2" Copper Band Hanger
3C1A	3" Copper Band Hanger
4C1A	4" Copper Band Hanger
5C1A	5" Copper Band Hanger
6C1A	6" Copper Band Hanger

PVC Band Hangers

12PVC1A	1/2" PVC Band Hanger
34PVC1A	3/4" PVC Band Hanger
1PVC1A	1" PVC Band Hanger
114PVC1A	1-1/4" PVC Band Hanger
112PVC1A	1-1/2" PVC Band Hanger
2PVC1A	2" PVC Band Hanger
212PVC1A	2-1/2" PVC Band Hanger
3PVC1A	3" PVC Band Hanger
4PVC1A	4" PVC Band Hanger

Electro Galvanized Band Hanger

12G1A	1/2" Electro Galvanized Band Hanger
34G1A	3/4" Electro Galvanized Band Hanger
1G1A	1" Electro Galvanized Band Hanger
114G1A	1-1/4" Electro Galvanized Band Hanger
112G1A	1-1/2" Electro Galvanized Band Hanger
2G1A	2" Electro Galvanized Band Hanger
212G1A	2-1/2" Electro Galvanized Band Hanger
3G1A	3" Electro Galvanized Band Hanger
312G1A	3-1/2" Electro Galvanized Band Hanger
4G1A	4" Electro Galvanized Band Hanger
5G1A	5" Electro Galvanized Band Hanger
6G1A	6" Electro Galvanized Band Hanger

Black Riser Clamp

12BRC	1/2" Black Riser Clamp (126)
34BRC	3/4" Black Riser Clamp (126)
1BRC	1" Black Riser Clamp (126)
114BRC	1-1/4" Black Riser Clamp (126)
112BRC	1-1/2" Black Riser Clamp (126)
2BRC	2" Black Riser Clamp (126)
212BRC	2-1/2" Black Riser Clamp (126)
3BRC	3" Black Riser Clamp (126)
312BRC	3-1/2" Black Riser Clamp (126)
4BRC	4" Black Riser Clamp (126)
5BRC	5" Black Riser Clamp (126)
6BRC	6" Black Riser Clamp (126)
8BRC	8" Black Riser Clamp (126)
10BRC	10" Black Riser Clamp (126)
12-BRC	12" Black Riser Clamp (126)
16BRC	16" Black Riser Clamp (126)

Copper Riser Clamps

12CRC	1/2" Cop Riser Clamp (126CT)
34CRC	3/4" Cop Riser Clamp (126CT)
1CRC	1" Cop Riser Clamp (126CT)
114CRC	1-1/4" Cop Riser Clamp (126CT)
112CRC	1-1/2" Cop Riser Clamp (126CT)
2CRC	2" Cop Riser Clamp (126CT)
212CRC	2-1/2" Cop Riser Clamp (126CT)
3CRC	3" Cop Riser Clamp (126CT)
4CRC	4" Cop Riser Clamp (126CT)
5CRC	5" Cop Riser Clamp (126CT)
6CRC	6" Cop Riser Clamp (126CT)



Jr. Top Beam Clamps

38BJTBC	3/8" Black Jr Top Beam Clamp (192)
12BJTBC	1/2" Black Jr Top Beam Clamp (192)
58BJTBC	5/8" Black Jr Top Beam Clamp (192)
34BJTBC	3/4" Black Jr Top Beam Clamp (192)
78BJTBC	7/8" Black Jr Top Beam Clamp (192)
38GJTBC	3/8" Galv Jr Top Beam Clamp (192E)
12GJTBC	1/2" Galv Jr Top Beam Clamp (192E)
58GJTBC	5/8" Galv Jr Top Beam Clamp (192E)

Black U-Bolts

12UBOLT	1/2" Black U-Bolt (283)
34UBOLT	3/4" Black U-Bolt (283)
1UBOLT	1" Black U-Bolt (283)
114UBOLT	1-1/4" Black U-Bolt (283)
112UBOLT	1-1/2" Black U-Bolt (283)
2UBOLT	2" Black U-Bolt (283)
212UBOLT	2-1/2" Black U-Bolt (283)
3UBOLT	3" Black U-Bolt (283)
4UBOLT	4" Black U-Bolt (283)
6UBOLT	6" Black U-Bolt (283)
10UBOLT	10" Black U-Bolt (283)
12-UBOLT	12" Black U-Bolt (283)

Galvanized U-Bolts

12GUBOLT	1/2" Galv U-Bolt (283E)
34GUBOLT	3/4" Galv U-Bolt (283E) (283E)
1GUBOLT	1" Galv U-Bolt (283E)
114GUBOLT	1-1/4" Galv U-Bolt (283E)
112GUBOLT	1-1/2" Galv U-Bolt (283E)
2GUBOLT	2" Galv U-Bolt (283E)
3GUBOLT	3" Galv U-Bolt (283E)
4GUBOLT	4" Galv U-Bolt (283E)
6GUBOLT	6" Galv U-Bolt (283E)
8GUBOLT	8" Galv U-Bolt (283E)
12-GUBOLT	12" Galv U-Bolt (283E))

Galvanized Auto Grip Hanger

1GAG	1" Galv Auto Grip Hanger (800FPE)
114GAG	1-1/4" Galv Auto Grip Hanger (800FPE)
112GAG	1-1/2" Galv Auto Grip Hanger (800FPE)
2GAG	2" Galv Auto Grip Hanger (800FPE)
212GAG	2-1/2" Galv Auto Grip Hanger (800FPE)
3GAG	3" Galv Auto Grip Hanger (800FPE)
312GAG	3-1/2" Galv Auto Grip Hanger (800FPE)
4GAG	4" Galv Auto Grip Hanger (800FPE)
5GAG	5" Galv Auto Grip Hanger (800FPE)
6GAG	6" Galv Auto Grip Hanger (800FPE)
8GAG	8" Galv Auto Grip Hanger (800FPE)

Copper Auto Grip Hangers

12CAG	1/2" Cop Auto Grip Hanger (800CT)
34CAG	3/4" Cop Auto Grip Hanger (800CT)
1CAG	1" Cop Auto Grip Hanger (800CT)
114CAG	1-1/4" Cop Auto Grip Hanger (800CT)
112CAG	1-1/2" Cop Auto Grip Hanger (800CT)
2CAG	2" Cop Auto Grip Hanger (800CT)
212CAG	2-1/2" Cop Auto Grip Hanger (800CT)
3CAG	3" Cop Auto Grip Hanger (800CT)
4CAG	4" Cop Auto Grip Hanger (800CT)

Black Split Ring Hangers & Plates

38BSRP	3/8" Black Split Ring Plate (85B)
38BSR	3/8" Black Split Ring Hanger (81BRT)
12BSRP	1/2" Black Split Ring Plate (85B)
12BSR	1/2" Black Split Ring Hanger (81BRT)
34BSR	3/4" Black Split Ring Hanger (81BRT)
1BSR	1" Black Split Ring Hanger (81BRT)
114BSR	1-1/4" Black Split Ring Hanger (81BRT)
112BSR	1-1/2" Black Split Ring Hanger (81BRT)
2BSR	2" Black Split Ring Hanger (81BRT)
3BSR	3" Black Split Ring Hanger (81BRT)
4BSR	4" Black Split Ring Hanger (81BRT)



48 HANGERS

Copper Split Ring Hangers & Plates

38CSR	3/8" Cop Split Ring Hanger (81CT)
38CSR	3/8" Cop Split Ring Plate (85CT)
12CSR	1/2" Cop Split Ring Hanger (81CT)
12CSR	1/2" Cop Split Ring Plate (85CT)
34CSR	3/4" Cop Split Ring Hanger (81CT)
1CSR	1" Cop Split Ring Hanger (81CT)
114CSR	1-1/4" Cop Split Ring Hanger (81CT)
112CSR	1-1/2" Cop Split Ring Hanger (81CT)
2CSR	2" Cop Split Ring Hanger (81CT)
212CSR	2-1/2" Cop Split Ring Hanger (81CT)
3CSR	3" Cop Split Ring Hanger (81CT)
4CSR	4" Cop Split Ring Hanger (81CT)

Galvanized Split Ring Hangers & Plates

38GSR	3/8" Galv Split Ring Hanger (81E)
38GSR	3/8" Galv Split Ring Plate (85E)
12GSR	1/2" Galv Split Ring Plate (85E)
12GSR	1/2" Galv Split Ring Hanger (81E)
34GSR	3/4" Galv Split Ring Hanger (81E)
1GSR	1" Galv Split Ring Hanger (81E)
114GSR	1-1/4" Galv Split Ring Hanger (81E)
112GSR	1-1/2" Galv Split Ring Hanger (81E)
2GSR	2" Galv Split Ring Hanger (81E)
212GSR	2-1/2" Galv Split Ring Hanger (81E)
3GSR	3" Galv Split Ring Hanger (81E)
4GSR	4" Galv Split Ring Hanger (81E)

Nail Plates & Hammer Set Anchors

3.6FHANP	3" X 6" 18GA FHA Nail Plate
3.12FHANP	3" X 12" 18GA FHA Nail Plate (FHA18)
14.114HSA	1/4" X 1-1/4" Hammer Set Anchor 100 P/Ea (HAS)
14.112HSA	1/4" X 1-1/2" Hammer Set Anchor 100 P/Ea (HAS)

Cap Screws

58.112CCS	*5/8" X 1-1/2" Cap Screw (162)
58.134CCS	5/8" X 1-3/4" Cap Screw (162)
58.2CCS	5/8" X 2" Cap Screw (162)
34.134CCS	3/4" X 1-3/4" Cap Screw (162)
34.2CCS	3/4" X 2" Cap Screw (162)
34.214CCS	3/4" X 2-1/4" Cap Screw (162)
78.214CCS	7/8" X 2-1/4" Cap Screw (162)
78.212CCS	7/8" X 2-1/2" Cap Screw (162)

Black Heavy Hex Nut

14BN	1/4" Black Heavy Hex Nut (165H)
38BN	3/8" Black Heavy Hex Nut (165H)
12BN	1/2" Black Heavy Hex Nut (165H)
58BN	5/8" Black Heavy Hex Nut (165H)
34BN	3/4" Black Heavy Hex Nut (165H)
78BN	7/8" Black Heavy Hex Nut (165H)
1BN	1" Black Heavy Hex Nut (165H)

CAD Plated Nut

38CN	3/8" CAD Plated Nut (165HE)
12CN	1/2" CAD Plated Nut (165HE)
58CN	5/8" CAD Plated Nut (165HE)
34CN	3/4" CAD Plated Nut (165HE)
78CN	7/8" CAD Plated Nut (165HE)

CAD Plated Flat Round Washer

14CW	1/4" CAD Plated Flat Round Washer (103E)
38CW	3/8" CAD Plated Flat Round Washer (103E)
12CW	1/2" CAD Plated Flat Round Washer (103E)
58CW	5/8" CAD Plated Flat Round Washer (103E)
34CW	3/4" CAD Plated Flat Round Washer (103E)
78CW	7/8" CAD Plate Flat Round Washer (103E)

Lag Rod

38.3LR	3/8" X 3" Lag Rod (28)
38.4LR	3/8" X 4" Lag Rod (28)
38.5LR	3/8" X 5" Lag Rod (28)
38.6LR	3/8" X 6" Lag Rod (28)
38.8LR	3/8" X 8" Lag Rod (28)
12.4LR	1/2" X 4" Lag Rod (28)
12.6LR	1/2" X 6" Lag Rod (28)
12.10LR	1/2" X 10" Lag Rod (28)

Black Steel Rod Coupling

38BSRC	3/8" Black Steel Rod Coupling (123)
12BSRC	1/2" Black Steel Rod Coupling (123)
58BSRC	5/8" Black Steel Rod Coupling (123)
34BSRC	3/4" Black Steel Rod Coupling (123)
38GSRC	3/8" Galv Steel Rod Coupling (123E)
12GSRC	1/2" Galv Steel Rod Coupling (123E)



Black Flat Round Washer

14BW	1/4" Black Flat Round Washer (103)
38BW	3/8" Black Flat Round Washer (103)
12BW	1/2" Black Flat Round Washer (103)
58BW	5/8" Black Flat Round Washer (103)
34BW	3/4" Black Flat Round Washer (103)
78BW	7/8" Black Flat Round Washer (103)

Galvanized Pipe Clips

212GPC	2-1/2" Galv Pipe Clip (72E)
3GPC	3" Galv Pipe Clip (72G)
4GPC	4" Galv Pipe Clip (72G)
6GPC	6" Galv Pipe Clip (72G) (72G)

Cushion Strut Clamps

38CSC	3/8" OD Cushion Strut Clamp (C-100)
12CSC	1/2" OD Cushion Strut Clamp (C-100)
58CSC	5/8" OD Cushion Strut Clamp (C-100)
78CSC	7/8" OD Cushion Strut Clamp (C-10087)
118CSC	1-1/8" OD Cushion Strut Clamp (C-100)
138CSC	1-3/8" OD Cushion Strut Clamp (C-100)
158CSC	1-5/8" OD Cushion Strut Clamp (C-100162)
218CSC	2-1/8" OD Cushion Strut Clamp (C-100)
258CSC	2-5/8" OD Cushion Strut Clamp (C-100)

Strut Bases, Brackets, Clamps, & Plates

338BSC	3-3/8" Beam Strut Clamp (C-402)
SCAB	Strut Connection Angle Bracket (A-302)
SSPB	Strut Single Post Base (B-620-FL-1)
2HSSP	2 Hole Strut Splice Plate (F-203)
3HSSP	3 Hole Strut Splice Plate (F-206-1)
4HSTP	4 Hole Strut Tee Plate (F-213)
4HSCJP	4 Hole Strut Corner Joiner Plate (F-214)
SCRP	Strut Cross Plate (F-216)
2HSCAB	2 Hole Strut Corner Angle Bracket (A-301)

Multi Strut Slot Channel (per foot)

158.10S	1-5/8"X10' Multi Strut Slot Channel P/Ft (M132)
158.20S	1-5/8"X20' Multi Strut Slot Channel P/Ft (M132)
1316.10S	13/16" X 10' Multi Strut Slot Chnl P/Ft (M164)
1316.20S	13/16" X 20' Multi Strut Slot Chnl P/Ft (M164)
158.20BBS	1-5/8" X 20' BK X BK Mlt Strut Chnl P/Ft (M-132)
158.10SSS	1-5/8" X 10" SS Strut Slot Chnl 304 P/Ft M-132

Strut Nuts

38SNLS	3/8" Strut Nut L/ Spring (N-801)
12SNLS	1/2" Strut Nut L/ Spring (N-802)
14SN	1/4" Strut Nut With Spring (N-820)
38SN	3/8" Strut Nut With Spring (N-821)
12SN	1/2" Strut Nut With Spring (N-822)
34SN	3/4" Strut Nut With Spring (N-825)

Threaded Rod

14CTR	1/4" X 6' CAD Plated Threaded Rod (94E)
38CTR	3/8" X 6' CAD Plated Threaded Rod (94E)
12CTR	1/2" X 6' CAD Plated Threaded Rod (94E)
58CTR	5/8" X 6' CAD Plated Threaded Rod (94E)
34CTR	3/4" X 6' CAD Plated Threaded Rod (94E)
78CTR	7/8" X 6' CAD Plated Threaded Rod (94E)
14BTR	1/4" X 6' Black Threaded Rod (94)
38BTR	3/8" X 6' Black Threaded Rod (94)
12BTR	1/2" X 6' Black Threaded Rod (94)
58BTR	5/8" X 6' Black Threaded Rod (94)
34BTR	3/4" X 6' Black Threaded Rod (94)
78BTR	7/8" X 6' Black Threaded Rod (94)
38SSTR	3/8-16" X6' SS Threaded Rod (94SS-316)
12SSTR	1/2-13" X 6' SS Threaded Rod (94SS-316)
516BTR	5/16" X 6' Black Threaded Rod (94)
12TRNH	1/2" Neoprene Hanger F/ Threaded Rod (291C)

IPS Plated Pipe Clamps

12IPSPC	1/2" IPS Plated Pipe Clamp (C1102IPS)
34IPSPC	3/4" IPS Plated Pipe Clamp (C1102IPS)
1IPSPC	1" IPS Plated Pipe Clamp (C1102IPS)
114IPSPC	1-1/4" IPS Plated Pipe Clamp (C1102IPS)
112IPSPC	1-1/2" IPS Plated Pipe Clamp (C1102IPS)
2IPSPC	2" IPS Plated Pipe Clamp (C1102IPS)
212IPSPC	2-1/2" IPS Plated Pipe Clamp (C1102IPS)
3IPSPC	3" IPS Plated Pipe Clamp (C1102IPS)
4IPSPC	4" IPS Plated Pipe Clamp (C1102IPS)
5IPSPC	5" IPS Plated Pipe Clamp) (C1102IPS)
6IPSPC	6" IPS Plated Pipe Clamp (C1102IPS)
8IPSPC	8" IPS Plated Pipe Clamp (C1102IPS)



48 HANGERS

Copper Plated Pipe Clamps

14CPC	1/4" Cop Plated Pipe Clamp (C1101CTS)
38CPC	3/8" Cop Plated Pipe Clamp (C1101CTS)
12CPC	1/2" Cop Plated Pipe Clamp (C1101CTS)
34CPC	3/4" Cop Plated Pipe Clamp (C1101CTS)
1CPC	1" Cop Plated Pipe Clamp (C1101CTS)
114CPC	1-1/4" Cop Plated Pipe Clamp (C1101CTS)
112CPC	1-1/2" Cop Plated Pipe Clamp (C1101CTS)
2CPC	2" Cop Plated Pipe Clamp (C1101CTS)
212CPC	2-1/2" Cop Plated Pipe Clamp (C1101CTS)
3CPC	3" Cop Plated Pipe Clamp (C1101CTS)
4CPC	4" Cop Plated Pipe Clamp (C1101CTS)

Steel Pipe Clamps

12SPC	1/2" Steel Pipe Clamp (175)
34SPC	3/4" Steel Pipe Clamp (175)
1SPC	1" Steel Pipe Clamp (175)
114SPC	1-1/4" Steel Pipe Clamp (175)
112SPC	1-1/2" Steel Pipe Clamp (175)
2SPC	2" Steel Pipe Clamp (175)
212SPC	2-1/2" Steel Pipe Clamp (175)
3SPC	3" Steel Pipe Clamp (175)
4SPC	4" Steel Pipe Clamp (175)

C-Clamps with Locknut

38BCC	3/8" Black C-Clamp W/Locknut (47)
12BCC	1/2" Black C-Clamp W/Locknut (47)
58BCC	5/8" Black C-Clamp W/Locknut (47)
38GCC	3/8" Galv C-Clamp W/Locknut (47E)
12GCC	1/2" Galv C-Clamp W/Locknut (47E)

Drop-In Anchors

38DIA	3/8" Drop-In Anchor (514CS)
12DIA	1/2" Drop-In Anchor (514CS)
58DIA	5/8" Drop-In Anchor (514CS)
34DIA	3/4" Drop-In Anchor (514CS)

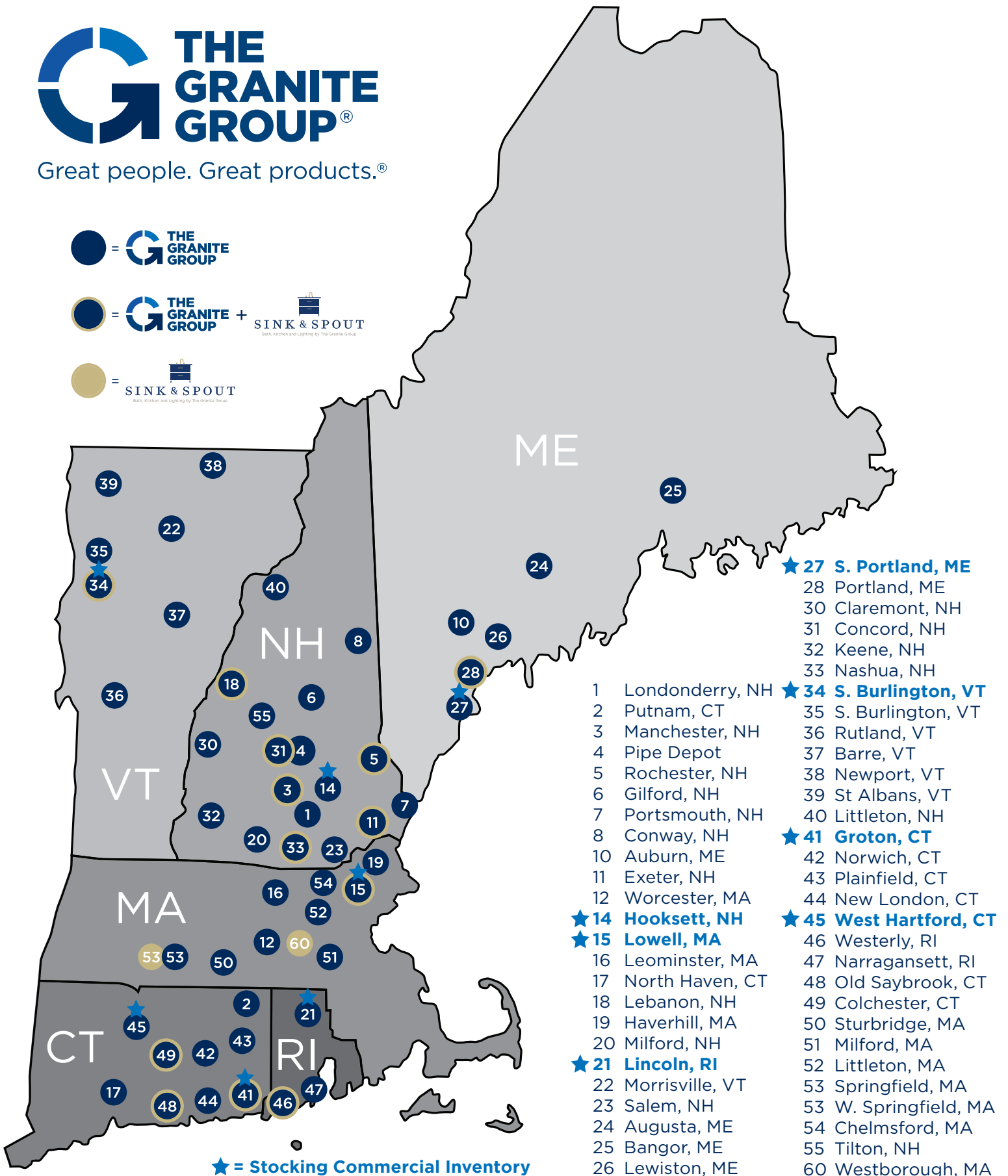
Black Side Beam Connectors

38BSB	3/8" Black Side Beam Connector (153)
12BSB	1/2" Black Side Beam Connector (153)

LOCATIONS ACROSS NEW ENGLAND



Great people. Great products.®











★ = Stocking Commercial Inventory

- 1 Londonderry, NH
- 2 Putnam, CT
- 3 Manchester, NH
- 4 Pipe Depot
- 5 Rochester, NH
- 6 Gilford, NH
- 7 Portsmouth, NH
- 8 Conway, NH
- 10 Auburn, ME
- 11 Exeter, NH
- 12 Worcester, MA
- ★14 Hooksett, NH
- ★15 Lowell, MA
- 16 Leominster, MA
- 17 North Haven, CT
- 18 Lebanon, NH
- 19 Haverhill, MA
- 20 Milford, NH
- ★21 Lincoln, RI
- 22 Morrisville, VT
- 23 Salem, NH
- 24 Augusta, ME
- 25 Bangor, ME
- 26 Lewiston, ME
- ★27 S. Portland, ME
- 28 Portland, ME
- 30 Claremont, NH
- 31 Concord, NH
- 32 Keene, NH
- 33 Nashua, NH
- ★34 S. Burlington, VT
- 35 S. Burlington, VT
- 36 Rutland, VT
- 37 Barre, VT
- 38 Newport, VT
- 39 St Albans, VT
- 40 Littleton, NH
- ★41 Groton, CT
- 42 Norwich, CT
- 43 Plainfield, CT
- 44 New London, CT
- ★45 West Hartford, CT
- 46 Westerly, RI
- 47 Narragansett, RI
- 48 Old Saybrook, CT
- 49 Colchester, CT
- 50 Sturbridge, MA
- 51 Milford, MA
- 52 Littleton, MA
- 53 Springfield, MA
- 53 W. Springfield, MA
- 54 Chelmsford, MA
- 55 Tilton, NH
- 60 Westborough, MA

LOCATIONS ACROSS NEW ENGLAND

NEW HAMPSHIRE

-  **CLAREMONT, NH**
286 Washington St. Claremont, NH 03301
(603) 704-8210
-  **CONCORD, NH**
6 Storrs St. Concord, NH 03301
(603) 545-3470
-  **CONCORD, NH *PIPE DEPOT***
27 Terrill Park Dr. Concord, NH 03301
(603) 545-3490
-  **CONWAY, NH**
624 Main St. (Rte 16) Conway, NH 03818
(603) 733-1020
-  **EXETER, NH**
152 Epping Rd. Exeter, NH 03833
(603) 395-2110
-  **GILFORD, NH**
13 Waterford Pl. Gilford, NH 03249
(603) 832-2030
-  **HOOKSETT, NH**
12 Londonderry Tpk. Hooksett, NH 03105
(603) 518-1400
-  **KEENE, NH**
21 Victoria Ct. Keene, NH 03431
(603) 757-1040
-  **LEBANON, NH**
266 Mechanic St. Lebanon, NH 03766
(603) 442-6490
-  **LITTLETON, NH**
831 Meadow St. Littleton, NH 03561
(603) 545-3460
-  **LONDONDERRY, NH (On-The-Go)**
11 Ricker Ave. Londonderry, NH 03053
(603) 845-0850
-  **MANCHESTER, NH**
37 Amoskeag St. Manchester, NH 03102
(603) 518-1500
-  **MILFORD, NH (On-The-Go)**
183 Elm St. Milford, NH 03055
(603) 732-0590
-  **NASHUA, NH**
29-31 Amory St. Nashua, NH 03060
(603) 459-2510
-  **NASHUA, NH**
Nashua Home Design Ctr
520 Amherst St. Unit #4 Nashua, NH 03063
(603) 459-2511
-  **PORTSMOUTH, NH**
100 Coakley Rd. Portsmouth, NH 03801
(603) 545-3480
-  **ROCHESTER, NH**
412 Gonic Rd. (Rte 125) Rochester, NH 03839
(603) 822-3010
-  **SALEM, NH**
9-11 Delaware Dr. Salem, NH 03079
(603) 420-1020
-  **TILTON, NH**
630 West Main St. Tilton, NH 03276
603-671-5070










MASSACHUSETTS

-  **HAVERHILL, MA**
24 Shelley Rd. Haverhill, MA 01835
(978) 478-0780
-  **LEOMINSTER, MA**
320 Hamilton St. Leominster, MA 01453
(978) 728-0710
-  **LITTLETON, MA (On-The-Go)**
37 Ayer Rd. Littleton, MA 01460
(978)-431-1180
-  **LOWELL, MA**
1035 Westford St. Lowell, MA 01851
(978) 323-2100
-  **MILFORD, MA**
113 Cedar St. Milford, MA 01757
(508) 381-5130
-  **N. CHELMSFORD, MA (On-The-Go)**
55 Middlesex St. Chelmsford, MA 01863
(978) 569-1410
-  **SPRINGFIELD, MA**
377 Cottage St. Springfield, MA 01104
(413) 316-1420
-  **STURBRIDGE, MA**
138 Main St. Sturbridge, MA 01566
(774) 490-0030
-  **WESTBOROUGH, MA**
74 Otis St. Westborough, MA 01581
(508) 768-0370
-  **WEST SPRINGFIELD, MA**
1060 Memorial Ave. W. Springfield, MA 01089
(413) 264-2770
-  **WORCESTER, MA**
36 Boylston St. Worcester, MA 01605
(508) 373-1740






VERMONT

-  **BARRE, VT**
1193 US Rte 302, Barre, VT 05641
(802) 661-3880
-  **MORRISVILLE, VT**
73 Northgate Ave. Morrisville, VT 05661
(802) 851-0940
-  **NEWPORT, VT**
565 Union St. Newport, VT 05855
(802) 323-1330
-  **RUTLAND, VT**
160 Seward Rd. Rutland, VT 05701
(802) 665-0060
-  **S. BURLINGTON, VT (On-The-Go)**
37 Commerce Ave. S. Burlington, VT 05403
(802) 383-4510
-  **S. BURLINGTON, VT**
20 Gregory Dr. S. Burlington, VT 05403
(802) 383-4500
-  **ST. ALBANS, VT**
362 Swanton Rd. St. Albans, VT 05478
(802) 393-6060

CONNECTICUT

-  **COLCHESTER, CT**
464 South Main St. Colchester, CT 06415
(860) 603-3550
-  **GROTON, CT**
1425 Gold Star Hwy. Groton, CT 06340
(860) 629-7620
-  **NEW LONDON, CT**
75 Jefferson Ave. New London, CT 06320
(860) 629-7900
-  **NORTH HAVEN, CT**
300 Sackett Point Rd. North Haven, CT 06473
(203) 836-5410
-  **NORWICH, CT**
47-49 New London Tpk. Norwich, CT 06360
(860) 319-2050
-  **OLD SAYBROOK, CT**
45 Connolly Dr. Old Saybrook, CT 06475
(860) 661-3770
-  **PLAINFIELD, CT**
873 Norwich Rd. Plainfield, CT 06374
(860) 457-1070
-  **PUTNAM, CT**
71-81 Front St. Putnam, CT 06260
(860) 821-2010
-  **WEST HARTFORD, CT**
674 Oakwood Ave. W. Hartford, CT 06110
(860) 297-7690

MAINE

-  **AUBURN, ME**
660 Minot Ave. Auburn, ME 04210
(207) 514-1280
-  **AUGUSTA, ME**
314 State St. Augusta, ME 04330
(207) 405-2010
-  **BANGOR, ME**
32 Thatcher St. Bangor, ME 04401
(207) 300-2310
-  **LEWISTON, ME**
380 Lincoln St. Lewiston, ME 04240
(207) 333-4340
-  **PORTLAND, ME**
331 Warren Ave. Portland, ME 04103
(207) 400-8330
-  **SOUTH PORTLAND, ME**
155 Rumery St. S. Portland, ME 04106
(207) 321-0080

RHODE ISLAND

-  **LINCOLN, RI**
8 Court Dr. Lincoln, RI 02865
(401) 616-3080
-  **NARRAGANSETT, RI**
25 Walt's Way, Narragansett, RI 02882
(401) 360-1900
-  **WESTERLY, RI**
114 Cross St. Westerly, RI 02891
(401) 315-1980



SINK & SPOUT
Bath, Kitchen and Lighting by The Granite Group